

# Solar Bulletin

THE AMERICAN ASSOCIATION OF VARIABLE STAR OBSERVERS - SOLAR COMMITTEE





Paul Mortfield, Editor  
c/o AAVSO, 49 Bay State Rd  
Cambridge, MA 02138

Web: [www.AAVSO.org](http://www.AAVSO.org)  
Email: [Paul@IndustrialStars.com](mailto:Paul@IndustrialStars.com)  
ISSN 0271-8480

Volume 64 Number 10

October 2008



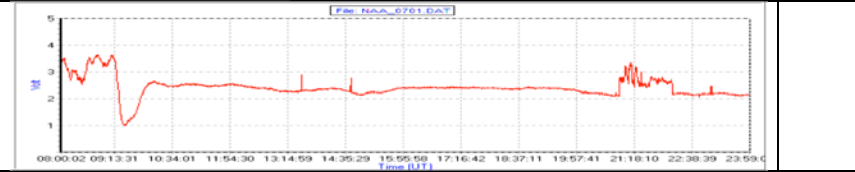
October 2008

While solar activity remains very low, there are still some occasional spurts of activity. Gema Araujo of Spain obtained these recent solar images. The white light image of AR11005 on October 14 at 08:05UT, and solar prominences on October 18, 10:00UT

Thanks again to all the dedicated observers who continue to patrol the sun and submit reports. Your data still counts and reflects the current status of this cycle. Don't forget to submit your images, drawings and SID plots to include in the bulletin.

# Sudden Ionospheric Disturbance Report

Michael Hill, SID Analyst  
 114 Prospect St  
 Marlborough, MA 01752 USA  
 noatak@aol.com



## Sudden Ionospheric Disturbances (SID) Recorded During August 2008

(Analysis performed by Michael Hill, SID Analyst)

Date	Max	Imp	Date	Max	Imp	Date	Max	Imp
				NO				
				SID				
				Events				

# Solar Events

Once again this month had no SID activity to report with 0 Correlated SID events. There were also no X-Ray Flares detected by the GOES 12 satellite. I thank those of you who continue to monitor for those now elusive flare events. It appears that the sun is coming to life a little bit but we still must be patient. I got my system back on the air after two moths of down time. Even though I didn't miss anything it is good to be back on. You never know when the next flare might occur. I hope you all have gotten your gear in good working order during this down time.

Importance rating:	Duration (min)	1-: <19	1: 19-25	1+: 26-32	2: 33-45	2+: 46-85	3: 86-125	3+: >125
--------------------	----------------	---------	----------	-----------	----------	-----------	-----------	----------

Observer	Code	Station(s) monitored	Observer	Code	Station(s) monitored
D Toldo	A52		JP Godet	A119	
P King	A80				
M Hill	A87				
L Anderson	A91				
R Battaiola	A96				
J Wallace	A97				
M King	A99				
L. Obs	A107				
P Mortfield	A108				
L Loudet	A118				

The events listed above meet at least one of the following criteria

- 1) Event reported by two or more observers within  $\pm 5$  minutes
- 2) Event matched to GOES-8 XRA event to within  $\pm 15$  minutes and event time < 1000 UT
- 3) reported by observer with a quality rating > 8 (scale 1-10)

American Relative Sunspot Numbers (Ra) for  
October 2008 [**boldface = maximum, minimum**]

Day	N	Raw Mean	Ra
1	34	0	<b>0</b>
2	37	0	0
3	35	0	0
4	38	2	2
5	35	0	0
6	34	0	0
7	27	0	0
8	28	0	0
9	34	0	0
10	40	1	1
11	32	12	8
12	33	15	<b>11</b>
13	30	14	10
14	26	13	9
15	29	13	10
16	27	14	9
17	32	5	4
18	33	0	0
19	37	0	0
20	35	0	0
21	30	2	1
22	25	0	0
23	33	0	0
24	27	0	0
25	31	0	0
26	39	0	0
27	25	0	0
28	26	0	0
29	27	0	0
30	30	1	0
31	30	11	8

Means      **31.6**      **3.3**      **2.4**

No. of Observers: 59

Total No. of Observations: 979

**Reporting Addresses:**

**Sunspot Reports – Email: solar@aavso.org Postal Mail: AAVSO,  
49 Bay State Rd. Cambridge, MA, 02138 Fax: 617-354-0665**

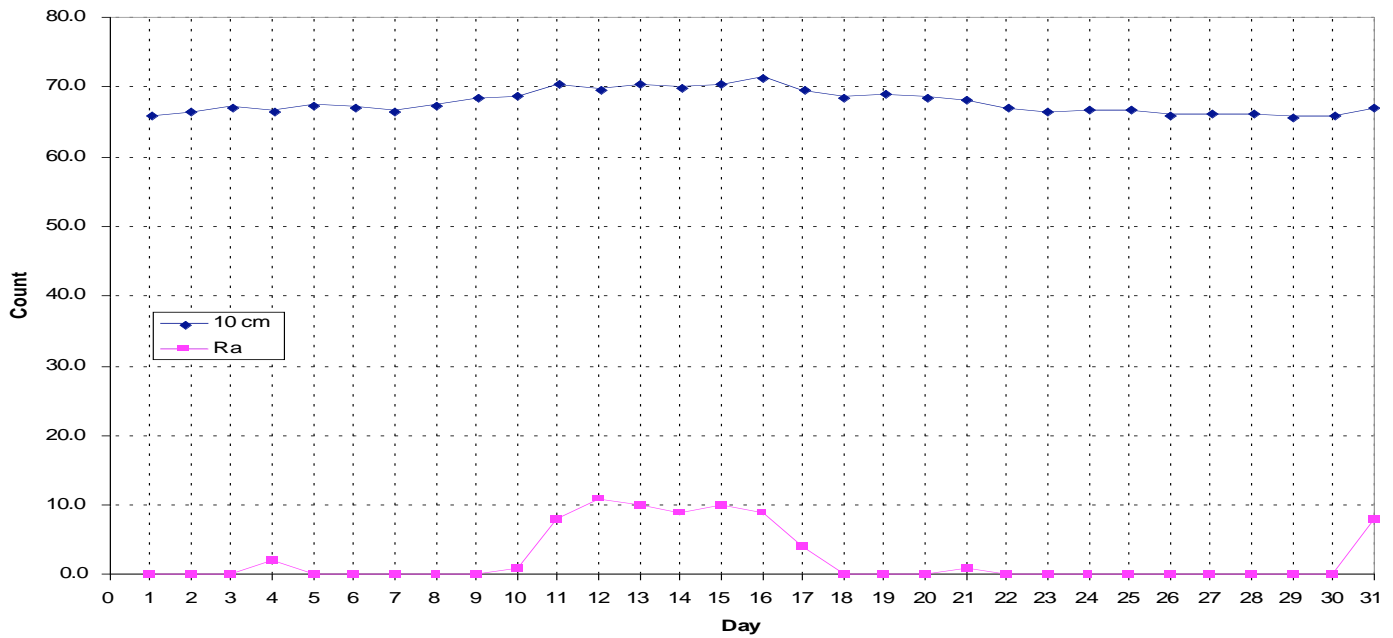
**SID Flare Reports – email: noatak@aol.com Postal Mail: Mike Hill,  
114 Prospect St., Marlboro, MA, 01752**

AAP	A. Abbott	12
AJV	J. Alonso	18
ARAG	G. Araujo	27
BARH	H. Barnes	11

BEB	R. Berg	8
BERJ	J. Berdejo	15
BMF	M. Boschat	12
BRAB	B. Branchett	29
BROB	R. Brown	17
BVC	A. Buck	31
CHAG	G. Morales	28
CKB	B. Cudnik	28
CLZ	L. Corp	10
CNT	D. Chantiles	14
COMT	T. Compton	6
CR	T. Cragg	30
CVJ	J. Carvajal	12
DGP	G. Dyck	6
DUBF	F. Dubois	26
FERJ	J. Fernandez	15
FLET	T. Fleming	21
FUJK	K. Fujimori	23
GFT	F. Gobet	12
HAYK	K. Hay	12
HMQ	M. Harris	15
HRUT	T. Hrutkay	13
JASK	K. Jaskulska	6
JENJ	J. Jenkins	14
KAPJ	J. Kaplan	23
KNJS	J. & S. Knight	24
KROL	L. Krozel	8
LARJ	J. Larriba	20
MARJ	J. Maranon	14
MCE	E. Mochizuki	23
MCHL	L. McHenry	3
MEU	E. Mason	13
MILJ	J. Miller	17
MMI	M. Moeller	20
OATS	S. Oatney	17
OBSO	IPS Observatory	13
RICE	E. Richardson	22
RITA	A. Ritchie	15
SCGL	G. Schott	20
SDP	D. Sharples	2
SIMC	C. Simpson	6
STEF	G. Stefanopoulos	3
STEM	G. Stemmler	19
STQ	N. Stoikidis	23
SUZM	M. Suzuki	22
SZUM	M. Szulc	25
TESD	D. Teske	26
TJV	J. Temprano	12
URBP	P. Urbanski	19
VARG	A. Vargas	23
VIDD	D. Vidican	17
WILW	W. Wilson	26
WIRP	P. Wirkus	1
WRP	R. Wheeler	5
YESH	H. Yesilvaprak	27

### 10 cm Solar Flux and American Relative Sunspot Numbers (Ra) for October 2008

10 cm source: <http://www.drao.nrc.ca>



### Smoothed Mean Sunspot Numbers (Rsm) from January 2000 to April 2008

(Waldmeier Method)

