

# Solar Bulletin

THE AMERICAN ASSOCIATION OF VARIABLE STAR OBSERVERS - SOLAR COMMITTEE



Paul Mortfield, Editor  
c/o AAVSO, 49 Bay State Rd  
Cambridge, MA 02138

Web: [www.AAVSO.org](http://www.AAVSO.org)  
Email: [Paul@IndustrialStars.com](mailto:Paul@IndustrialStars.com)  
ISSN 0271-8480

Volume 64 Number 3

March 2008

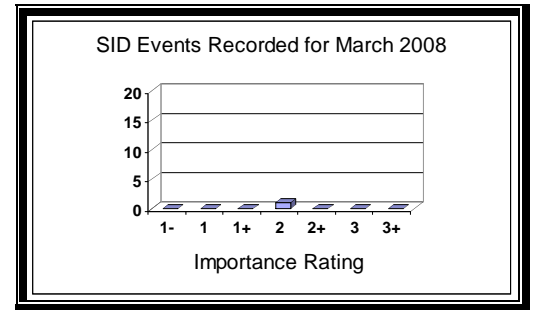


Better Times – June 2003

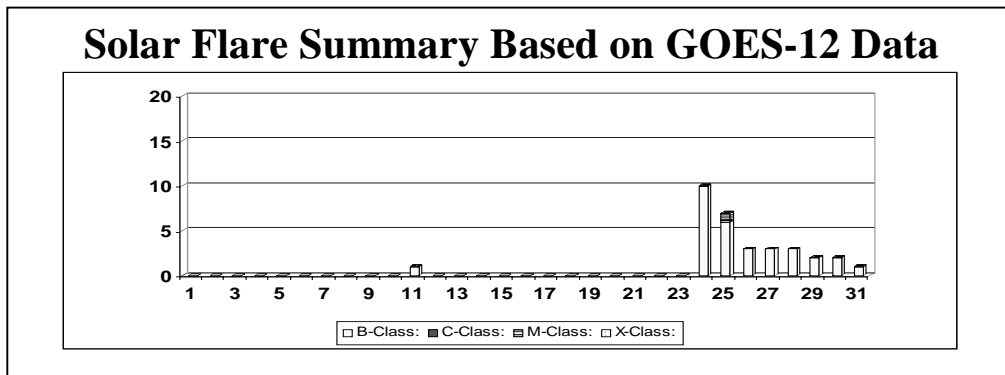
Ken Hubal of Ohio, sent in this H-Alpha image he took back in June of 2003 using a SolarMax-40. It reminds of us what we can expect as we climb out of solar minimum. “Caught a Flare”; we had an M-Class event on March 25, that several of the SID observers were able to detect. It was the first time since last year that I was able to capture an event while the detector is constantly running 24/7. It was nice to know the equipment still works. With warmer weather and more observing opportunities for the northern hemisphere observers, I’m hoping some renewed solar activity will be presented to us over the next 6 months. Keep on your toes, solar events may surprise us.



# Solar Events



March was another slow month with one correlated event reported by our observers. That was the M-class flare of the 25<sup>th</sup>. Not all of us recorded it. In fact I myself did not detect any trace of it. I get good sunset/sunrise patterns but not this event. Odd but worth noting. So what was going on this month? The sun winked at us on the 11<sup>th</sup> with a single B class flare and then a little more than ten days later on the 24<sup>th</sup> a great deal of activity started up, followed by that one energetic event of the 25<sup>th</sup>. After this the sun quieted right back down to more normal activity levels for this time of the cycle. Thanks to all of you for reporting in. Again, even though your ID is not listed in this report, the official AAVSO SID Database file includes all those that submitted reports even if you listed no events.



American Relative Sunspot Numbers (Ra) for  
March 2008 [**boldface = maximum, minimum**]

Day	N	Raw Mean	Ra
1	34	0	<b>0</b>
2	35	0	<b>0</b>
3	33	4	3
4	25	2	1
5	33	2	1
6	25	6	4
7	21	0	<b>0</b>
8	29	0	<b>0</b>
9	30	0	<b>0</b>
10	28	5	4
11	26	1	1
12	29	0	<b>0</b>
13	27	0	<b>0</b>
14	23	0	<b>0</b>
15	26	5	4
16	31	6	3
17	33	4	2
18	25	1	1
19	30	0	<b>0</b>
20	32	0	<b>0</b>
21	31	0	<b>0</b>
22	32	0	<b>0</b>
23	36	9	5
24	36	34	25
25	35	51	38
26	33	57	<b>42</b>
27	30	53	39
28	23	54	37
29	42	47	36
30	32	45	33
31	31	34	24

Means      **30.2**      **13.5**      **9.8**

No. of Observers: 56

Total No. of Observations: 935

**Reporting Addresses:**

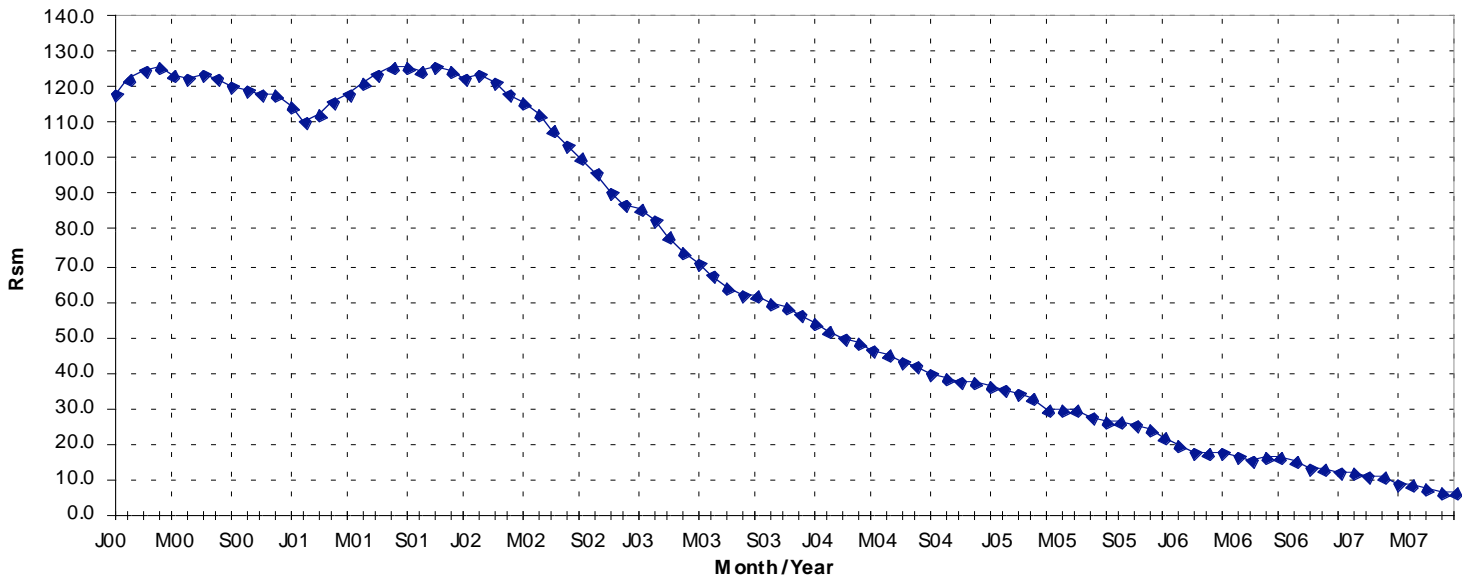
Sunspot Reports – Email: [solar@aavso.org](mailto:solar@aavso.org) Postal Mail: AAVSO,  
49 Bay State Rd. Cambridge, MA, 02138 Fax: 617-354-0665

SID Flare Reports – email: [noatak@aol.com](mailto:noatak@aol.com) Postal Mail: Mike Hill,  
114 Prospect St., Marlboro, MA, 01752

**March 2008 Sunspot Observers**

AAP	A. Abbott	16
AJV	J. Alonso	20
ARAG	G. Araujo	31
BARH	H. Barnes	11
BATR	R. Battaiola	6
BERJ	J. Berdejo	12
BMF	M. Boschat	14
BOSB	B. Bose	15
BRAB	B. Branchett	31
BRAD	D. Branchett	13
BRAR	R. Branch	27
BROB	R. Brown	29
BVC	A. Buck	31
CHAG	G. Morales	27
CKB	B. Cudnik	23
CLZ	L. Corp	4
CNT	D. Chantiles	13
DEJV	J. van Delft	14
DEMF	F. Dempsey	2
DGP	G. Dyck	11
DUBF	F. Dubois	25
FERJ	J. Fernandez	9
FLET	T. Fleming	25
FUJK	K. Fujimori	26
GFT	F. Gobet	6
HALB	B. Halls	5
HMQ	M. Harris	26
KAPJ	J. Kaplan	17
KNJS	J. & S. Knight	14
KROL	L. Krozel	2
LARJ	J. Larriba	10
MARE	E. Mariani	8
MARJ	J. Maranon	22
MCE	E. Mochizuki	23
MEU	E. Mason	3
MILJ	J. Miller	13
MMI	M. Moeller	18
OATS	S. Oatney	23
OBSO	IPS Observatory	17
RICE	E. C. Richardson	21
RITA	A. Ritchie	14
SCGL	G. Schott	24
SDP	D. Sharples	2
SIMC	C. Simpson	10
STEF	G. Stefanopoulos	12
STEM	G. Stemmler	15
SUZM	M. Suzuki	27
SZUM	M. Szulc	21
TESD	D. Teske	22
TJV	J. Temprano	14
URBP	P. Urbanski	24
VARG	A. Vargas	23
VIDD	D. Vidican	15
WILW	W. Wilson	23
WRP	R. Wheeler	2
YESH	H. Yesilyaprak	24

Smoothed Mean Sunspot Numbers (Rsm) from January 2000 to September 2007  
(Waldmeier Method)



10 cm Solar Flux and American Relative Sunspot Numbers (Ra) for March 2008  
10 cm source: <http://www.drao.nrc.ca>

