

E = 113

2940-132

10.62

+0.405

27 Jun 72

10.97 + 1.11 + 0.60 ③

10.97
10.60

+0.405
+0.405

5 Feb 72

9.9
9.56
9.2

11

¹²
+03

-164

③ K-17 or 17

9.96 + 1.20 + 1.24 ③

9.57
9.57
9.57

+0.405
+0.405
+0.405

27 Jun 72
5 Feb 72

8.92
8.52
8.52 - 0.42

6940-189

E=+25

¹⁷⁵
10.38

+0.335

23 July 72

10.38

+0.325

27 June 72

~~10.38~~

~~+0.345~~

20 July 72

~~10.38~~

+0.335

10.58 + 0.78 + 0.50 @

^{53.6}
10.50

+0.39

23 July 72

10.48

+0.40

27 June 72

10.44

+0.38

20 July 72

~~(10.28)~~

~~(+0.415)~~

20 July 72

E=+10

-152


⊕

10.84 + 1.09 + 0.88 ⊕

10.40

+0.39

20 July 72



2360-1
 9.05 +0.20 -0.48 17 Dec 66 40"
 8.88 +0.16 -0.50 } 237663 100"
 8.98 +0.20 -0.49 }

93
 18 -49

9.01 +0.18 -0.45
 9.00 +0.21 -0.50 4 March 67 } 237763 100"
 8.90 +0.15 -0.44 }

60
 18 -45

45
 8.84 +0.14 -0.44 } 267663 100"
 8.86 +0.17 -0.44 }

14
 8.93 +0.18 -0.44

8.94 +0.19 -0.44
 8.94 +0.18 -0.43 } 23 Dec 63 200"
 8.95 +0.17 -0.43 }

26³⁶
~~2630-2~~

13.41 +0.35 +0.11 4 Mar 67

(12.91)

12.93 +0.33 +0.15 29 Dec 62 100'

29 Dec 62 100'

12.97 +0.38 +0.10 23 Feb 63 "

12.95

12.94 +0.35 +0.12

-3 11.65 +0.445 +0.28 / 7 March 40^v

$$\begin{array}{r} 11.60 \\ \hline 11.62 \end{array}$$

$$\begin{array}{r} +0.44 \\ \hline +0.28 \\ \hline +0.28 \end{array}$$

4 March

2340-y

11.63

+0.33

+0.23

23763^{rev 1}

11.62

+0.95

+0.49


19 Jan 63''

2360-5

13.46 +0.44 +0.05

062663

no



~7

13.52 +0.32 ~~0.28~~

Y08

17.66

13.44 +0.24 +0.19

⁴⁰

17.66

2360-8

11.05 +1.01 +0.73 202663100²

11.08 +0.97 +0.625 18111166 40"

2360-9

12.14 70.39 + 0.14 207863 100"

12.15 + 0.39 + 0.14 25 " " "

12.14 + 39 + 15

2360-12 11.41 +1.05 70.65 207663 100"

11.45 +1.04 70.68 180000 40"

40"


2360-14

11.85-

40.27

40.135

800066




2360-27 11.35 +0.76 +0.26 20 Feb 2012
[11.55 +0.44 +0.29 23
11.61 +0.64 +0.07 19 Jan 2012
11.63 +0.48 +0.25 11 Mar 2012

-28

13.02 +0.375 +0.14 18 Dec 64

13.06 +0.37 +0.23 4 Mar 67



2360-29 11.95 +0.21 +0.17 20766300"
11.81 +0.34 +0.14 23
11.85 +0.32 +0.15 19Jan64 100"

40"
-30 13.52 +0.545 +0.145 17Mar64
13.54 +0.52 +0.03 4Mar67

Handwritten text, possibly bleed-through from the reverse side of the page. The text is faint and difficult to decipher but appears to be arranged in several lines.

32

13.30	+0.28	+0.09	19 Jun 64 100'
13.25	+0.30	(+0.41)	11 Mar 66 200'
13.40	+0.34	+0.06	4 Mar 67
<u>13.32</u>	+0.31	+0.07	

31

12.96	+0.38	+0.18	19 Jun 64 100'
<u>12.98</u>	+0.41	+0.17	11 Mar 66 200'
12.96	+0.395	+0.175	

334

14.22

+0.67 +0.10

9 July 2004

33B

16.11 10.30 to 10.40

9 Jan 64

336

16.09

+0.87

+0.40

9 June 64

22
23
24
25
26
27
28
29
30
31
32
33
34
35
36
37
38
39
40
41
42
43
44
45
46
47
48
49
50
51
52
53
54
55
56
57
58
59
60
61
62
63
64
65
66
67
68
69
70
71
72
73
74
75
76
77
78
79
80
81
82
83
84
85
86
87
88
89
90
91
92
93
94
95
96
97
98
99
100

2680-35

13.25 +0.47 +0.24 24 Jan 62 100°

13.16 +0.52 +0.07 9 Feb 64

13.20 +0.51 +0.13 16 May 66 200°

18

18

2360-36

12.21 +0.33 +0.18 29 Dec 62 100"

12.18 +0.36 +0.16 26 Feb 63 100"

? ~~12.23 +0.73 -0.07~~ 16 Mar 100"

2360-37 13.60 +0.50 +0.13 29 Dec 62 '05"

13.50 +0.54 +0.08 26 Feb 63 "

13.58 +0.55 +0.06 9 Jan 64

2360-38 12.31 +0.34 +0.17 4 mar 67
262603 12.11 +0.34 +0.18 26 Jul 63
12.17 +0.33 +0.21 29 Dec 62 w
12.13 +0.37 +0.23 20 Jul 63 w
~~12.14~~ +0.345 ~~+0.17~~
12.18 +0.20