

135 1.50

67-1454

494	25-829	8.81	+0.50	3 Apr 69
127		8.80	+0.465	26 Jun 69
2	2+120 1913 <sup>26.36</sup>	<del>8.80</del>	+0.50	16 Aug 69
	11.52		+0.48	15 " "
9.50	+1.34 31 Jan 70	8.85		
9.48	+1.36 +1.49 <sup>199d</sup>	8.82	+0.40	
9.47	+1.35 +1.56			

~~9.48~~ +1.35 +1.56  
 8.67  
 -1.25  
 75  
 -1.025

8.67  
 -8  
 -9  
 -1.4

(3)

MG7-108

9.20 +0.48 14 April  
1570

8.20 +0.505 14 2869

8.97 +0.48 15 " "

8.98 +0.530 2 April 69

---

~~8.98~~ +0.505 -  
9.05

8.99 +0.53 4 May 5.73 -1.22  
-0.8 -0.75  
2.184 -1.295

M67-132

<del>13.18</del>	+0.23	167169
13.98	+0.23	2 Apr 69 ②
<hr/>		
13.00	+0.235	

M67-135

11.17 +0.37 14 Apr 71

11.04 +0.405 30 Dec 70

~~11.08 +0.316 16 Feb 69~~

~~11.06 +0.38~~ (3)

~~10.67 +0.38 Mem~~

---

11.10 +0.38 (3) 599-

1167-141

9.89	+0.41	26 Jun 69
<del>10.20</del>	+0.395	16 Jul 69
<u>10.00</u>	+0.39	15 " "
9.95	+0.40	
→ 9.98	+0.39	47 Aug

M67-151

~~10.28~~ +0.38      167-69  
9.96 +0.39      3 Apr 69  

---

10.385

10.01 +0.38 57 mg

67-164

10.11 +0.41 8.11.20

10.26 +0.405 15 May 71

10.18 +0.41

M67-170

8.56	+0.495	26 June 69
9.15	+0.50	16 Oct 69
8.99	+0.50	15 "

9.02      +0.51      31 Aug

8.85

-78



67-193

12.07 +0.32 14 Apr 71

11.78 +0.31 26 Jun 69

~~12.02~~ +0.38 16 Jul 69

11.80 +0.35 3 Apr 69

---

11.94 +0.34


11.81 + .38 (1) Aug

67-224

$$\begin{array}{r} 10.33 \\ \hline 10.48 \\ \hline 10.40 \end{array}$$
$$\begin{array}{r} +0.395 \text{ 31 Dec 70} \\ +0.385 \text{ 14 Apr 71} \\ \hline +0.39 \end{array}$$

67-231

$$11.27 +0.38 \text{ 15 May 71}$$



3

M67-227

12.80 +0.29 141471

~~12.83~~ +0.305 162869

12.64 +0.295

~~12.64 +0.305~~

12.76 +0.295③

M67-241 20.7

12.74 +0.225 14 Apr 71  
~~12.50~~ +0.21 16 Feb 69

12.51 +0.19

~~12.51~~

12.70 +0.21 ③

DL67-244

10.24 +0.305 26 June 69  
10.56 +0.34 14 July 69

10.27 +0.30 2 Tony

MG7-266

~~cars +0.29 167869~~

10.08  
10.25  
10.16

+0.38 3/11/70  
+0.39 15 May 71  
+0.385

285  
6

67-111-34

11.00 +0.39 15 May 71


10.87 +0.40 31 Dec 70

11.02 +0.36 5/4 May 71

~~11.41 +0.38~~


10.95 +0.385





67-11-35

$$\begin{array}{r} 11.79 + 0.355 \quad 31.2670 \\ \hline 11.93 + 0.33 \quad 14.271 \\ \hline 11.85 + 0.34 \end{array}$$




ML7-4-47

12.65	+0.21	26 Jan 69
<u>12.87</u>	<u>+0.19</u>	14 Apr 71
12.76	+0.20	


67-111-87

$$\begin{array}{r} 12.58 \\ 12.74 \\ \hline 12.66 \end{array} \quad \begin{array}{r} +0.345 \text{ 3 Dec 70} \\ +0.295 \text{ 19 Apr 71} \\ \hline +0.32 \end{array}$$



67-TR-77

$$\begin{array}{r} 12.53 \\ 12.64 \\ \hline 12.61 \end{array} \quad \begin{array}{r} +0.3481 \text{ Nov } 70 \\ +0.315 \quad 14 \text{ Apr } 71 \\ \hline +0.325 \end{array}$$





+1201872 8 3# 50 +11 48.5 8.0 B9

8.11 -0.02 -0.465 11 Mar 70

8.10 -0.045 -0.13 978669

8.08 -0.05 -0.14 26

8.10 -0.04 -0.145

+1301481 8 44 20 +13 22.5 8.3 B9


8.69 +0.04 +0.12 31 Jan 70

+120113

+1402113 .9 33 30 +14 12.5 7.5 B9

7.87 -0.44 -0.44 31 Jan 70 } 7.97 -0.10 -0.45 (2)

7.97 -0.10 -0.44 11 Mar 70 }



67-84

16.06	+0.385	31 Dec 70
9.99	+0.34	26 Jan 69
<del>8.00</del>	<del>+0.36</del>	<del>16 Feb 69</del>
10.05	+0.34	15 Feb 69
<del>10.02</del>	<del>+0.37</del>	
10.04	+0.36	(4)

9.91 -1.53

+0.4 -1.05

ML7-105

9.62 +0.46 26 Jan 69

10.04 +0.455 116 2869

9.70 +0.45 15 " "9.66 +0.455

9.70 +0.46 Tony (2)

9.70 +0.455

9.5

+0.2


-0.1

9.65

-1.51

-0.75

-1.585



-42.2

Wagner

7.33 +1.06 +0.85 28 Sept 71

A

10.32 -0.03 -0.74 24 Oct 71

10.28 +0.045 -0.78 21 Oct 71

10.34 0.00 -0.75 13 Oct 71

10.42 0.00 -0.705 29 Sept 71

10.415 - ~~0.05~~ -0.635 28 " "


10.41 -0.02 -0.67

6.88 +0.36 23 Sept 71

6.84 +0.35 27 Sept 71

6.86 +0.355

10.62 +0.12 27 Sept 71



67-1839

85 T-851

127 41201417

10

9.15	+0.49	3 Apr 69
9.17	+0.51	26 Jun 69
<del>(9.34)</del>	+0.46	16 Aug 69
<hr/>		
9.16	+0.49	

8.91

-6

-7

-1.2

-1.25

25

-1.25



+1201913 8 47 54 +11 58 10.50g

9.48 +1.36 +1.44 31 Jan 70  
Rec. of this line

+1201919 8 48 32 +11 58 10.00g

9.78 +1.32 +1.45 31 Jan 70

+1201924 8 49 40 +12 25 10.50g

9.33 +1.44 +1.74 31 Jan 70

67-

1793

(2)

9.36 + 1.455 + 1.77

{ 9.33 + 1.44 + 1.79

{ 9.88 + 1.47 + 1.75

31 Jan 20  
19 Aug 71

8.67 + 0.565 1071170

8.70 + 0.54 26 Jan 69

~~8.62~~ + 0.58 16 Feb 69

8.59 + 0.54 15 "

8.45 + 0.555

= 1201924

= 4-626

9.30

2.25  
55

-1.13  
75

8.50

-1.0

-1.1

-1.65

-1.205

8.83 + 1.50 + 1.88  
8.81 + 1.58 + 2.00

2 3 4 97170 8.81

67-146 8.01

+0.65 2071970

7.91

= +1201414

+0.67 222669

7.98

4-202

+0.67 262669

8.01

+0.53 167669

10.8

+0.47 1517

8.01

+0.50

10.1

→ 7.97 + 0.665 (3)

+0.68

7.70

7.99 + 0.68 983 + 1.50 + 1.98

-1.8

97870 8.81 + 1.58 + 2.00

-1.8 2.6

102.45 = -0.84  
102 = 7.06

7.31

8.84 + 1.55 + 1.98

8.86 + 1.56 + 1.965

8.84 + 1.55 + 1.98

+1201418


893 +1.16 +0.93 9769

8.55 +1.18 +0.87 2620

8.54 +1.17 +0.90

956

Field  
Aster



M67-1533

1948 + 0.41 167169

2516-35

low 40

$$\begin{array}{r} 5.95 + 0.49 \text{ 30 Dec 70} \\ 6.63 + 0.51 \text{ 31 Dec 70} \\ \hline 5.99 \quad \overline{+ 0.50} \quad 44 \end{array}$$

5.80


~~5.75~~

5.72

4.82

7.17

3.00





Long 110

2516-64

7

59

07

-60

31

30 Dec 70

3.85

+0.875

31 Dec 70

3.91

+0.88

3.88

10.88

370

35

35

2.32

10.88

2.24

7.89

1.563

182

2516-7

65642

$$\begin{array}{r} 4.78 \\ 4.81 \\ \hline 4.80 \end{array}$$

$$+0.605 \quad 304270$$

$$+0.59 \quad 314270$$

$$+0.60 \quad 54$$

$$\begin{array}{r} 4.40 \\ 38 \end{array}$$

$$\begin{array}{r} 4.77 \\ 37 \end{array}$$

$$\begin{array}{r} 3.50 \\ 787 \end{array}$$

$$\begin{array}{r} 4.07 \\ 407 \end{array}$$

-40.0

4A

12.17 + 0.95 + 0.60


12.04 + 0.405      25 mg 7  
12.04 + 0.38      5 mg 7  
12.04 + 0.39

6752-1

6572-7

13.48 + 0.85 + 0.46 (2A)

<del>13.46</del>	+ 0.38	25 mg 71
<u>13.29</u>	+ 0.365	5 mg 71
13.37	<u>+ 0.37</u>	



6572-8

(2A)

$$11.96 + 1.05 + 1.60$$

11.94	+ 0.445	25 mg/l
11.60	+ 0.455	5 mg/l
<u>11.62</u>	+ 0.45	




6572-10

12.70 + 0.79 + 0.35      ①  
~~11.20~~    ~~+ 1.37~~    + 1.37      ②

12.57 + 0.385    25mg/1  
12.50    + 0.36    5mg/1  
12.54    40.37





6572-12

11.20 + 1.37 + 1.37 @ A

10.70 + 0.53 28 mg 71  
10.60 + 0.53 5 mg 71  
10.45 70.53

6872-14

$$11.47 + 1.57 = \textcircled{3}$$

$$\begin{array}{r} 10.53 \\ 10.41 \\ \hline 10.47 \end{array}$$

$$\begin{array}{r} +0.965 \text{ 25271} \\ +0.98 \text{ 51271} \\ \hline +0.97 \end{array}$$

-15

$$12.71 + 82 + 37 \textcircled{3} +$$

$$\begin{array}{r} 12.58 \\ 12.64 \\ \hline 12.61 \end{array} \quad \begin{array}{r} +0.385 \text{ 25271} \\ +0.39 \text{ 51271} \\ \hline +0.385 \end{array}$$