





$$\begin{array}{r}
 (13.08 + 0.565 + 0.065 + 6 \text{ Apr } 70) \\
 \hline
 12.96 + 0.695 + 0.095 + 15 \text{ May } 70 \\
 \hline
 13.14 + 0.55 + 0.09 + 31 \text{ May } 70 \\
 \hline
 13.12 + 0.555 + 0.08
 \end{array}$$



~~88~~ ✓

(95)

13.64	+0.505	+0.08	17 Aug 69
<u>13.67</u>	<u>+0.555</u>	0.00	15 May 70
13.68	+0.585	+0.04	



-93 ✓ 90

12.11 +0.615 +0.15 31 Aug 70

(12.08 +0.62 +0.10 12 Jan 69)

(12.13 ~~+0.565~~ +0.155 15 Aug 70

12.10 +0.615 +0.135

13.80 +0.63 +0.085 31 Aug 70

13.85 +1.155 +0.84 31 Aug 70

14.00 +0.715 +0.34 31 Aug 70


13.85 +1.57 - 31 Aug 70

-89 ✓ 480 (2)

-90 ✓ ~~480~~ (2)

-91 ✓ 480 (2)

-92 ✓ ~~480~~ (2)




~~-34~~ 6

WBV

12.63 + 0.56 + 0.06 25 Apr 69


ddd

5 ✓




-B

15.00 +1.80 - 12. Jun 69



-15

12.05 + 1.48 - 12 June 69



13954 22nd 09. 4 F15° 48

Nov. 26 '62 5.97 0.94 0.75 (20)

July 31 '62 5.96 0.97 0.76 (20)

Aug 6 '62 5.93 0.93 0.71 (20)

Aug 31 '62 5.91 0.96 0.71 (20)

Sept 6 '62 5.97 0.95 0.73 (20)

~~Oct 26 '63 5.97 0.96 0.73 (200)~~

Aug 17 '63 5.96 0.96 0.71 (100)


Aug 18 '63 5.93 0.95 0.71 (100)

Aug 18 '63 5.92 0.94 0.70 (100)

Oct. 24 '63 5.97 0.96 0.73 (100)

350 0h 35.9 + 29° 02

Dec. 24' 63 4.29 0.91 0.46 (20)



374 0^h 38.4 + 39° 11

Dec. 25 '63 5.27 0.90 0.58 (20)

Dec. 26 '63 5.30 0.88 0.60 (20)

445° 0' 45.8" +05° 01'

Dec 262861 5.74 0.90 0.58(20)

470 0^h 47.6 -10° 55

Dec. 21 '61 5.28 0.37 -0.05 (20)

Oct 28 '62 5.20 0.50 -0.04 (100)

538 0^h 54.5 723° 09

Nov. 26 '62 4.39 0.93 0.65 (20)

Aug 13 '63 4.43 0.95 0.69 (20)

Dec 24 '63 4.44 0.95 0.67 (20)

Dec 25 '63 4.38 0.94 0.72 (20)

Dec 26 '63 4.41 0.93 0.69 (20)

Dec 27 '63 4.40 0.93 0.71 (20)

646 1^h 04.9 + 54 41

Dec. 25 '63 5.15 0.67 0.10 (20)

746 16 15.2 403° 21

Nov. 26 '62 5.12 0.09 0.10 (20)

Aug 19 '63 5.13 0.08 0.11 (20)

457-1 1^h 17.0 +58° 04' (1960)
Sept 26 '62 4.97 0.70 0.50 (100)

861 1^h 28.8 +15° 05'

Dec. 25 '63 3.59 0.98 0.71 (20)

Dec. 27 '63 3.61 0.95 0.75 (20)

909

1⁶34.8

+57°43

Sept 27 '62	5.58	1.38	1.38 (20)
Sept 28 '62	5.55	1.39	1.38 (20)
Oct 3 '62	5.56	1.38	1.40 (20)
Oct 5 '62	5.57	1.38	1.40 (20)
Oct 6 '62	5.55	1.39	1.35 (20)
Sept 26 '62	5.55	1.38	1.37 (20)
Sept 30 '62	5.54	1.39	1.37 (20)
Sept 24 '62	5.54	1.38	1.37 (20)
Oct 2 '62	5.54	1.39	1.36 (20)
Oct 17 '62	5.53	1.40	1.38 (20)

13996 226 13.2 +56°48 57

Aug 1'62 4.23 0.27 0.06 (20) Aug 26'63 4.16 0.27 0.02 (20)

Aug 19'62 4.22 0.29 0.07 (20) Aug 27'63 4.19 0.29 0.04 (20)

Aug 17'63 4.15 0.28 0.03 (20)

Aug 18'63 4.18 0.29 0.06 (20)

Sep 15'62 4.19 0.28 0.06 (20)

Sep 16'62 4.16 0.29 0.06 (20)

Aug 15'63 4.19 0.28 0.03 (20)

Aug 24'63 4.19 0.27 0.03 (20)

Aug 24'63 4.18 0.28 0.03 (20)

Aug 25'63 4.21 0.28 0.03 (20)

14271 22^L 40.7 +29°58'²⁵ $\sqrt{\frac{146}{1.70}}$ 3-1 $\sqrt{\frac{145}{1.70}}$

Sep 12 '62 2.97 0.86 0.55(20) Sep 16 '62 2.97 0.85 0.54(20)
Sep 13 '62 2.98 0.85 0.54(20) Sep 16 '62 2.98 0.85 0.54(20)
Sep 26 '62 3.04 0.74 0.57(20) Sep 17 '62 2.95 0.85 0.54(20)
Sep 30 '62 2.93 0.84 0.51(20) Oct 2 '62 2.94 0.84 0.52(20)
Oct 1 '62 2.95 0.83 0.56(20) Oct 7 '62 2.91 0.85 0.53(20)

Sep 19 '62 2.96 0.85 0.53(20)

Sep 1 '62 2.93 0.85 0.53(20)

Sep 3 '62 2.93 0.85 0.58(20)

Sep 4 '62 2.94 0.85 0.51(20)

Sep 5 '62 2.98 0.86 0.55(20)

14271 22⁴ 40.7

+29° 58

Nov. 26 '62	2.95	0.83	0.51(20)	Aug 29 '62	2.96	0.86	0.56(20)
Aug 1 '62	2.95	0.86	0.57(20)	Sep 10 '62	2.92	0.83	0.55(20)
Aug 3 '62	2.95	0.85	0.54(20)	Aug 19 '62	2.96	0.85	0.53(20)
Aug 5 '62	2.95	0.86	0.53(20)	Aug 21 '62	2.94	0.84	0.54(20)
Aug 6 '62	2.94	0.82	0.52(20)	Aug 22 '62	2.94	0.85	0.55(20)
Aug 7 '62	2.95	0.85	0.56(20)	Sep 127 '62	2.93	0.84	0.52(20)
Aug 9 '62	2.95	0.84	0.54(20)	Sep 28 '62	2.97	0.85	0.55(20)
Aug 10 '62	2.94	0.85	0.53(20)	Oct 3 '62	2.96	0.85	0.56(20)
Aug 11 '62	2.96	0.85	0.56(20)	Oct 15 '62	2.95	0.87	0.53(20)
Aug 29 '62 - 1	2.94	0.85	0.56(20)	Oct 16 '62	2.92	0.86	0.55(20)

d/len

14

37

0.00 +0.70 +0.22 } 4 1/2 23
1.37 +0.915 +0.63 }

27

40

43

0.3

-0.00

+0.22

(1000)

-0.50

~~10.25~~

500000

-0.64

10.23

180000

-0.57

10.23

(1000)

0.73

~~10.305~~

500000

0.76

10.31

180000

0.74

10.31

8623. ^{von?}

Woblenstein

22 39 00 -30 46

5.86 +130

86190p8

22 38 22 -28 27

4.83910

D S Apr 22 52 05 -18 42.35 207

10.3-11.1

Sep 24 2001

J 11 101 -03 +02

J 173 -06 00 -02

92-R 114 00 +02 +04

92-R 114 -01 00 00

5256 -01 +02 +04

7419-1-72 -01 +01 +08

7419-1-11 00 +01 +09

7750-A 00 +01 +02

7750-S 00 +02 00

7750-C 00 +02 +04

7750-A +04 -01 -07

7750-S +01 -02 (-13)

7750-C 02 -02 +15

Sept 23 200"

92-R114	+01	00	00
92-R10	00	+02	-03
92-R114	00	00	-07
92-R10	-01	00	-12
5256	-00	-01	+01
7790-A	+02	-01	+02
7790-C	00	+02	+03
55	00	00	+11
511	+02	00	+06

12 Apr 60^u

	ΔV	$\Delta B-V$	$\Delta U-B$
HD 43244 ¹	-01	+02	+03
YPL 2113 AB ²	.00	-02	00
J114 ³	+02	-01	+02
J256 ¹⁷	+05	-04	+01
210873 HD 18	-04	+05	-03

69

0⁴ 06.5

+58°52

Sept. 27 '62	2.24	0.35	0.08(20)
Sept 28 '62	2.24	0.34	0.11(20)
Oct 3 '62	2.26	0.34	0.09(20)
Oct 5 '62	2.25	0.36	0.07(20)
Oct 6 '62	2.27	0.32	0.08(20)
Sept 23 '62	2.28	0.33	0.05(20)
Sept 29 '62	2.26	0.36	0.06(20)
Oct 17 '62	2.28	0.34	0.11 (20)

122

OK 12.0

+19°56

Dec 24 '61

4.84 1.57 1.89 (20)

4686 156 191 (20) 15444

Dec 25 '63

4.72 1.55 1.91 (20)

4774 157 182 (20) 2111

Dec 26 '63

4.74 1.56 1.88 (20)

Dec 27 '63

4.77 1.55 1.90 (20)

Aug 2 '64

4.81 1.56 1.94 (20)

" 1 "

4.81 1.56 1.92 (20)

11 15 "

4.76 1.57 1.84 (20)

11 18 "


4.77 1.57 1.88 (20)

11 16 "

4.84 1.57 1.94 (20)

11 3 "

4.78 1.55 1.91 (20)



147

0^h 14.5

+38° 24

Aug 21 63 4.60 0.06 0.06 (20)

Aug 23 63 4.61 0.06 0.06 (20)

2

~~301~~

bu 30.1 +42 34

414 710 -81 (20) 15 Aug 64


417 11 -83 (20) 13 " "

420 12 -81 (20) 6 " "

415 10 -82 (20) 3 " "

409 11 -81 (20) 15 Aug 64

413 12 -80 (20) 2 " "



67-81

u

Nov 20 '62	10.03	-0.08	-0.39 (200)	10.28 '62	10.03	-0.07	-0.35 (100)
Nov 20 '62	10.04	-0.07	-0.40 (200)	Dec 28 '62	10.04	-0.06	-0.35 (100)
Nov 21 '62	10.04	-0.08	-0.38 (200)	Dec 29 '62	10.05	-0.08	-0.36 (100)
Nov 21 '62	10.02	-0.07	-0.38 (200)	Dec 12 '62	10.00	-0.08	-0.39 (100)
Nov 10 '62	9.99	-0.08	-0.34 (100)	Dec 12 '62	10.01	-0.08	-0.36 (100)
Dec 12 '62	10.03	-0.07	-0.35 (200)	Feb 25 '63	10.02	-0.06	-0.38 (100)
Dec 26 '62	10.04	-0.09	-0.36 (100)	Feb 26 '63	10.03	-0.06	-0.37 (100)
Dec 26 '62	10.04	-0.08	-0.36 (100)	Feb 21 '63	10.00	-0.08	-0.37 (100)
Dec 27 '62	10.03	-0.06	-0.34 (100)	Feb 21 '63	10.01	-0.06	-0.36 (100)
Dec 27 '62	10.05	-0.04	-0.35 (100)	Feb 23 '63	10.02	-0.05	-0.38 (100)

38233

9

~~47~~³⁴

-46

36

150 051 209

314-37

fuel

1366 + 1.19 + 0.515

27 May 75

70¹ CT

33734

8 48 00 - 48 40

150 102 209

316-93

fly

13.00

+1.55

+7.22

-40.00

2.6
Army

33775 (R) 8 51 16 -49 47 15.2073356

314-116

long

40th CT
17 May 75 13.55 +1.46 +1/18

19241 8 51 15 -51 52 143057 115

244-61

13.93 +1.305 +117 7Apr 75

16249

8

51

44

-50

55

099 266

14.4

244-24

13.98 + 1.26 + 1.09 = 16.33

33791 (R) 8 52 20 -47 59 15:40:54 112

316-82

John

1382 +1455 +1.232 mag
40th CI
75

101 280 5.41 15 15- 84 55 8 20 77251

01-1442

Handy

74
Prime
Kc

1711 +136 70.5: 40.25
12.0h

33824 8 56 26 -46 49 146066162

316-45

July

12-93 4-1-36 4-14 9m 35
36

33864 8 59 13 -45 49 149 078 285

316-17

July

12.85 + 1235 + 1.22 6mg²⁸

15254

8

59

16

-52

62

15.0672.161

244-64

86"

SC 1772 + 140 - 6785

10/1

33912 DV 9 08 19 -49 47 141 073 329

316-130

Buy 36' 8 mg 75 11.09 +1.15 +1.15

33425 (10)

9 04 35 -47 34 149 114 240

317-77

Blue
36' SC Panels
13.29 +1.455 +1.09

19423 ✓ 9 04 24 -50 56 146 342 342

244-24

36
4mg 75

1336 +1.595 +133

flu

33531 ✓ 9 04 45 -49 13 15.5 120 124

317-152

36"

8 May 75

1361

+166 +1035

Ray

33534

9 65 08

-48

12

14.5072344

317-110

365

9 Aug 75

12.54

+1.105

+0.965

Aug

33925 for 9 05 04 -48 55 15.5 096 116

317-141

365
87mgs

14.44 +1.205 +1.065

for