


-97

(92)

12.84	+0.24	+0.23	12 June 69
<u>12.27</u>	<u>+0.24</u>	<u>+0.20</u>	17 Aug 69
12.80	+0.24	+0.215	




58 ✓

(43)

$$\begin{array}{r} 8.89 \\ 9.00 \\ \hline 8.95 \end{array} \quad \begin{array}{r} +1.63 \\ \#70 \\ +1.68 \\ \hline 8.914 \end{array} \quad \begin{array}{r} +2.04 \\ +1.98 \\ \hline 8.914 + 2.01 \\ \hline 10.2 + 2.01 \\ \hline 8.95 \end{array}$$

17 Aug 69
OC 147
6 Aug 1969


$$\begin{array}{r} 8.12 \\ 8.22 \\ 8.00 \\ 8.04 \\ 7.98 \\ \hline 8.07 \end{array} \quad \begin{array}{r} +0.802970 \\ +0.7627 \\ +0.7922 \\ +0.7719 \\ +0.73205 \\ \hline +0.775 \end{array}$$



-100 A

(94)

11.40	+0.595	+0.10	12 Aug 69
11.65	+0.61	+0.13	12 Jun 69
<u>11.68</u>	<u>+0.61</u>	<u>+0.13</u>	6 July 67
11.64	+0.605	+0.12	




-100

95

12.04	+0.77	+0.24	12 June 69
<u>12.01</u>	+0.82	+0.33	6 July 69
<u>12.93</u>	<u>+0.765</u>	+0.26	17 Aug 69
12.04	+0.77	+0.275	

11.84 +0.28 27 May 70



-101 ✓

96


$$\begin{array}{r} 10.40 \\ \underline{10.42} \\ 10.41 \end{array}$$

$$\begin{array}{r} +1.29 \\ \underline{+1.36} \\ +1.33 \end{array}$$

$$\begin{array}{r} +1.30 \\ \underline{+1.27} \\ +1.285 \end{array}$$

12 Jun 69
6 Apr 70

$$\begin{array}{r} 10.00 \\ \underline{9.91} \\ 9.95 \end{array} \quad \begin{array}{r} +0.50 \\ +0.495 \\ \underline{+0.50} \end{array} \quad \begin{array}{r} 27mg \\ 29mg \\ 27mg \end{array}$$




-102

(67)

11.68 + 1.30 + 1.33 12 Jun 69

~~105~~



-103

(37)


(95)

$$\begin{array}{r} 10.91 \\ \hline 10.97 \\ \hline 10.94 \end{array} \quad \begin{array}{r} + 1.18 \\ + 1.17 \\ \hline 11.75 \end{array}$$

$$\begin{array}{r} + 1.01 \\ + 1.04 \\ \hline + 1.025 \end{array} \quad \begin{array}{r} 12. \text{ Jun } 69 \\ 6 \text{ Aug } 69 \end{array}$$

$$\begin{array}{r} 18.65 \\ \hline 10.54 \\ \hline 10.62 \end{array} \quad \begin{array}{r} 50.91 \\ 29.27 \\ \hline 70.42 \end{array}$$

LePonce 50.91
LePonce 29.27




106 ✓

dy

$$\begin{array}{r} 12.45 \\ \hline 12.45 \\ \hline 12.46 \end{array} + 0.52$$

$$\begin{array}{r} + 0.09 \\ \hline + 0.85 \\ \hline + 0.09 \end{array} \quad \begin{array}{l} 12 \text{ Jun } 49 \\ 31 \text{ Aug } 50 \end{array}$$


$$+ 0.53$$



-107 ✓

12.71 + 0.50 + 0.07 12 Jun 69
12.72 + 0.55 + 0.11 31 Aug 70
12.72 + 0.535 + 0.09

-108
12.63 + 0.62 + 0.09 31 Aug 70
WBV ✓




✓112

101

$$\begin{array}{r} 12.77 + 0.52 = 11.11 \\ 12.84 + 0.52 = 13.36 \\ \hline 12.40 + 0.52 = 12.92 \end{array}$$

12 June 18
12 June 19




713

(10)

12.07 + 0.58 + 0.10 10 Jun 69

110V



117

NOV


12.52

+0.48

+0.03

12 June 69

NO




✓
59
-36A ~~412~~

(69)

→ 14.63 +0.78 +0.23 25 Apr 69
14.97 +0.815 +0.27 31 May
14.80 10.76 +0.25

(65A)

14.97 +0.815 +0.27 31 May
14.95 +0.76 +0.22



-3/6 60


(70)

12.11 +0.59 +0.11 12 June 69

12.11 +0.61 (+0.17) 6 July 68

12.13 +0.62 +0.08 24 Apr 69

12.12 +0.65 +0.09




~~137~~
61

(71)

12.90 +0.585 ✓ 25 Apr 69
12.95 +0.59 +0.0424 "

12.92 +0.59 +0.05

+0.06



-4874

(72)

12.87	+0.45	+0.10	25 Apr 69
12.91	+0.49	+0.12	12 Jun 69
<hr/>			
12.89	+0.47	+0.11	

-75 ✓
Nov

15.28 (51)

+1.00 +0.62 31 May 70

-76 ✓
Nov

15.39 (52)

+0.81 +0.42 31 May 70 NO

-77 ✓
Nov


13.88

+0.82 +0.245 31 May 70 NO

-79 ✓
Nov

15.17

+0.62 +0.33 31 May 70 NO




80 ✓

(73)

$$\begin{array}{r} 13.29 \\ 13.28 \\ \hline 13.28 \end{array}$$

$$\begin{array}{r} +0.575 \\ +0.62 \\ \hline +0.60 \\ 575 \end{array}$$

$$\begin{array}{r} +0.08 \text{ 12 Jun 69} \\ +0.07 \text{ 31 July 70} \\ \hline +0.075 \end{array}$$



(24)

14?

-1881

11.80 + 0.86 (+64) 8/10/68

12.17 + 0.61 + 0.20 6/9/67

Jan 77. 12.13 + 0.67 + 0.08 25 Apr 69 ^{old?}

11.88 + 0.615 + 0.17 25 Apr 69

12.19 + 0.60 + 0.10 24 Apr

~~105~~

12.18 + 0.595 + 0.11 31 May 20

12.18 + 0.58 + 0.10 12 Jun 69

12.19 + 0.60 + 0.10 24 Apr 69


12.18 + 0.59 + 0.10

W

-82

(75)

12.11	+0.29	+0.25	12 June 69
12.18	+0.31	+0.27	May 8 1967
<u>12.04</u>	<u>+0.33</u>	<u>(+0.15)</u>	July 6 1967
12.13	+0.31	+0.264	



~~50~~ 105

(76)


10.42 + 1.36 + 1.33 25 Apr 69
10.46 + 1.34 + 1.35 24 "
10.44 + 1.35 + 1.34

10.06 10.485 27 May 70
9.98 29 May 70
10.02 30 May 70

NSV

✓ 10.41

12.70 10.54 + 0.55
31 May 70



-51A 61A ✓

(77)


12.27 +0.625 +0.03 25 April 69
~~12.24 +0.55 +0.06 12 July 69~~
12.13 +0.58 +0.11 31 May 70
12.20 +0.60 +0.07

✓

(78)

-51B 10.46 +1.255 +1.33 31 May 70


190V (R2)



820

1234 + 0.55 + 0.06 P July 69

MBV




-5186-7A

(9)

13.44 +0.59 +0.01 25 Apr 69
13.57 +0.53 +0.06 12 Jun 69
13.53 +0.56 +0.035

(0.84) +0.55 +0.06 +0.06



-483 ✓


80

$$\begin{array}{r} 13.74 \\ \underline{13.62} \\ 13.68 \end{array}$$

$$\begin{array}{r} +1.22 \\ \underline{+1.30} \\ +1.26 \end{array}$$

$$\begin{array}{r} +1.20 \\ \underline{+1.15} \\ +1.175 \end{array}$$


25 Aug 69
15 Aug 70



1/24 ✓

(81)

13.05	+0.57	+0.07	25 Aug 69
<u>13.32</u>	<u>+0.53</u>	<u>+0.025</u>	15 Aug 70
13.18	+0.55	+0.045	



-4885 ✓


(82)

1381
~~1388~~
1384

+0.56
+0.60
+0.58

+0.05
+0.065
+0.055

25 Apr 69
21 May 70



-86 ✓

(83)

$$\begin{array}{r} 10.95 \\ \underline{10.93} \\ 10.94 \end{array}$$

$$\begin{array}{r} +1.14 \\ \underline{+1.14} \\ +1.14 \end{array}$$

10 June 69
6 Apr 70

$$\underline{+0.94}$$

$$+1.14$$

$$10.65 + 0.41 = 2 \text{ Aug } 70$$

$$\begin{array}{r} 10.77 \\ \underline{10.70} \\ +0.395 \\ \hline +0.40 \end{array}$$

27 Aug 70

