

40129 +035 40128 +035 40127 +035

+1385
+1411 +031

86666

22 440 449 17

715664

5.85 +0.355 +0.085 @ 495

222 173 931 2.718 h


(.05)

6.6 240 687
+3 5489
+2.8

Bayer
Amperol
West Comp
AS 74

-10.26 8 plants

3.0





8666.000*

22.000*

44.000*

44.000*

17.000*

0.141*

0.031*

3.000*

39.811

-10.200

0.640

0.180

23.632

-0.162

0.958

-16.220

-0.182

-0.227

-4.


v

1A ✓ ①

12.64 +0.52 +0.05 6 Apr 70
12.99 +0.545 +0.115 28 May 70
12.99 +0.52 +0.105 28 Jun 70

✓ 12.99 +0.53 +0.11

NRB/



✓


1B

(2)

110

13.24	+0.555	+0.076 Apr 70
13.53	+0.51	+0.1128 May 70
<u>13.52</u>	<u>+0.545</u>	<u>+0.07528 June 70</u>
13.52	+0.54	+0.08


W.B.V.



-2

✓ (3)

$$\begin{array}{r} 12.12 + 0.61 + 0.12 \text{ June 61} \\ \hline 12.01 + 0.60 + 0.12 \text{ June 70} \\ \hline 12.06 + 0.605 + 0.12 \end{array}$$




✓

23

(4)

$$\begin{array}{r} 13.77 \\ 13.79 \\ \hline 13.78 \end{array} \quad \begin{array}{r} +0.605 \\ +0.65 \\ \hline +0.63 \end{array} \quad \begin{array}{r} +0.01 \\ +0.10528 \text{ mg} \\ +0.06 \end{array}$$




-5

(B)

12.42	+0.525	+0.10	28	July 70
12.91	+0.53	+0.055	28	June 70
<hr/>				
12.42	+0.53	+0.08		

WBY ✓



-7

(1)

$$\begin{array}{r} 15.72 + 0.54 - 0.04 \\ 15.52 + 0.52 + 0.10 \\ \hline 15.62 + 0.55 + 0.03 \end{array}$$

210V ✓
200V ✓

28 May 70
28 Jun 70


-8 ✓

(7)

VB ✓

1427	+0.63	+0.056	20
<u>1428</u>	<u>+0.68</u>	+0.175	28
1428			

-7 ✓



$$\begin{array}{r}
 10.74 + 1.105 + 0.825 + 0.875 = 13.345 \\
 10.74 + 1.114 + 5.114 + 0.01 = 16.974 \\
 10.74 + 1.114 + 5.114 + 0.01 + 0.804 + 0.872 = 19.044
 \end{array}$$

$$10.48 + 0.405 + 29.70 = 40.585$$

(R)


-10 ✓

(9)

11.50 12 June 69
11.48 6 April 70
11.46

70.40 +0.18
70.42 +0.12
70.41 +0.15

-9 ✓



-11 ✓

(10)


$$\begin{array}{r} 11.53 \\ 11.63 \\ \hline 11.58 \end{array} \quad \begin{array}{r} +0.555 \\ +0.57 \\ \hline +0.56 \end{array} \quad \begin{array}{r} +0.076 \text{ Apr } 70 \\ +0.14 \text{ Aug } 70 \\ \hline +0.10 \end{array}$$

-12 ✓

⑪

$$\begin{array}{r} 28 \text{ mm} \rightarrow 13.60 + 0.48 + 0.065 \\ 28 \text{ mm} \rightarrow 12.51 + 0.465 + 0.095 \\ \hline 12.56 \quad 10.475 + 0.06 \end{array}$$

WBV ✓
NSM



188-116 1384 +0.95 +0.48 26kg²⁰⁰₆₃

188-134

17.60 + 1.06 -

26 Aug 63 2005

10.50 -08 -36 (100)

M 67-81

Feb 5 '62 10.01 -0.08 -0.37 (100)

Feb 6 '62 10.04 -0.07 -0.32 (100)

Feb 3 '62 10.00 -0.08 -0.35 (100)

Mar 4 '64 10.03 -0.07 -0.39 (200)

" " " 10.03 -0.07 -0.37 (200)

Mar 5 '64 10.01 -0.06 -0.36 (200)

" " " 10.01 -0.08 -0.36 (200)

10 03 -07 -38 (100)

10 03 -~~08~~ -37 (100)

10 02 -06 -39 (100)

M67-105

Feb 5 '62 10.34 1.29 1.43 (100)

Feb 6 '62 10.33 1.27 1.30 (100)

Feb 3 '62 10.29 1.28 1.29 (100)

Mar 4 '64 10.31 1.29 1.32 (200)

" " " 10.30 1.29 1.33 (200)

Mar 5 '64 10.28 1.27 1.35 (200)

1030 126 132 (100)

1030 126 133 (100)

1030 126 136 (100)

1027 127 135 (100)

5
22 4/70

67-105

Nov 20 '62	10.33	1.27	1.30 (200)	Dec 29 '62	10.32	1.26	1.32 (100)
Nov 21 '62	10.31	1.26	1.32 (200)	Dec 30 '62	10.31	1.28	1.30 (100)
Nov 21 '62	10.30	1.27	1.30 (200)	Dec 17 '62	10.25	1.31	1.35 (100)
Dec 24 '62	10.28	1.29	1.33 (100)	Dec 18 '62	10.27	1.26	1.29 (100)
Dec 26 '62	10.30	1.26	1.30 (100)	Dec 19 '62	10.27	1.28	1.32 (100)
Dec 26 '62	10.31	1.27	1.29 (100)	Feb 25 '63	10.30	1.27	1.34 (100)
Dec 27 '62	10.32	1.27	1.31 (100)	Feb 26 '63	10.31	1.26	1.33 (100)
Dec 27 '62	10.32	1.29	1.30 (100)	Feb 23 '63	10.29	1.29	1.39 (100)
Dec 28 '62	10.31	1.25	1.32 (100)				
Dec 28 '62	10.32	1.26	1.32 (100)				

M67-108

Feb 5 62 9.72 1.38 1.49 (1.50)

Feb 6 62 9.71 1.38 1.55 (1.50)

67-135

Mar 10 62 11.42 1.08 0.89 (100)

1467-135

11.45 1.07 0.58 (100)

M67-170

Feb 5 '62 9.67 1.36 1.46 (100)

Feb 6 '62 9.70 1.35 1.48 (100)

Feb 3 '62 9.66 1.36 1.48 (100)

67-170

Nov 2012 9.70 1.36 1.46(200)

Mar 1012 9.68 1.37 1.49(100)

S704

$\delta = 37.2$

$+20^\circ 11'$

Q_h.2862 6.40 0.98 0.87(100)

Q_r.2463 6.41 0.99 0.81(100)

Q_c.1263 6.41 0.98 0.82(100)

W 5706

f^h 37.3 + 20° of

cut. 24/63 6.63 0.00 0.03 (100)

W5737

8-39.0

420°03

~~Oct 4 '63 6.93 0.98 0.75 (100)~~

Dec 12 '63 6.88 0.99 0.75 (100)

Oct 24 '63 6.93 0.98 0.75 (100)

MS809 $8^{h}46.8 - 03^{\circ}15'$

~~Oct. 24 '63 5.32 - 0.09 - 0.36 (2.55)~~

Oct. 24 '63 5.32 - 0.09 - 0.36 (1.00)

V532 AB 8^h 51.1 +71° 00 (1950)

Dec. 4th 63 8.06 1.38 1.23 (60)

HD 88230

10^4 5.3

$+49^{\circ}58'$ (1900)

RA 462 6.59 1.29 1.33(200)

HD 88355 10^h 6.2 +13° 51' (1900)
Distance 6.45 0.46 0.00 (100)

V30A

Dec 4 '63

4.83

0.51

-0.00

(60)

10th 27.3

+50° 15'

(1950)

W 7216

11^h 57.4

+3° 56

Dec 12 63 5.37 -0.00 -0.00 (100)

W 7259 12^h 03.4 -02°51'

Dec 12 63 6.38 1.000 0.78 (100)

Dec 14 63 6.40 0.999 0.77 (100)

T60

12 16.5 126 17

+26.2326

Apr 28'62 6.53 0.18 0.12(20)

Apr 6'62 6.50 0.18 0.10(200)

May 3'62 6.50 0.20 0.11(100)

May 5'62 6.49 0.20 0.08(100)

May 7'62 6.47 0.17 0.12(100)

May 8'62 6.48 0.19 0.11(100)

Feb 20'63 6.43 0.17 0.09(100)

T65

12 17.0 +24 37

+25.2488

Qm. 28 i2 9.03 0.58 0.00 (20)

Qm 6 i2 9.07 0.57 0.02 (200)

Al 20 i3 9.04 0.56 0.03 (100)

T 76

12 18.2 +26.02 +26.2330

Apr. 28 '62	9.10	0.57	0.07 (20)
Apr 6 '62	9.15	0.55	0.03 (200)
May 5 '62	9.11	0.49	0.08 (100)
May 7 '62	9.07	0.61	-0.05 (100)

TS2

1218-9 + 2514 + 25.2443

July 13 '63 7.45 0.29 0.02 (200)

July 14 '63 7.40 0.28 0.03 (200)

T 92

12 20.0 +26 04

+26.2338

Apr 28 '62	8.45	0.53	0.01(20)
Apr 6 '62	8.61	0.54	0.03(200)
May 8 '62	8.57	0.53	0.00(100)
Feb 20 '63	8.52	0.59	0.00(100)

T97

12 20.6 +26.08

+26.2340

Apr. 28^{'62} 9.18 0.52 -0.02(20)

Apr 6^{'62} 9.15 0.54 0.00(20)

May 3^{'62} 9.11 0.54 0.02(100)

May 5^{'62} 9.16 0.55 -0.02(100)

May 7^{'62} 9.12 0.53 -0.00(100)

May 8^{'62} 9.13 0.56 0.00(100)

July 5^{'65} 9.11 5⁴ -0.3(100)

T104

12 21.5 + 26 08

+ 26, 2343

Apr 28 62 6.78 0.24 0.06 (20)

Apr 6 62 6.77 0.24 0.05 (200)

Apr 6 62 6.77 0.23 0.05 (200)

May 3 62 6.75 0.23 0.09 (100)

May 7 62 6.74 0.23 0.07 (100)

May 28 62 6.71 0.25 0.08 (100)

May 30 62 6.73 0.26 0.06 (100)

May 31 62 6.73 0.25 0.07 (100)

25 Jul 65 6.75 23 06 (100)

T 145

12 26.1 26 30

+27.2138

Apr 29 '62 6.76 0.11 0.11 (20)

Apr 30 '62 6.59 0.21 0.09 (20)

May 7 '62 6.64 0.22 0.12 (100)

May 10 '62 6.66 0.23 0.12 (100)

664 22 08 (100)

665 21 12 (100)

T146

12 26.4 +20 1)

+26.2357

Apr 1962 5.24 -0.01 -0.14 (20)

Apr 2962 5.24 -0.04 -0.11 (20)

Apr 3062 5.23 -0.05 -0.10 (20)

May 762 5.32 -0.06 -0.09 (100)

Feb 2663 5.28 -0.01 -0.12 (100)

Feb 2063 5.33 -0.05 -0.11 (100)

Feb 2063 5.31 -0.05 -0.11 (100)

Mar 1062 5.27 -0.03 -0.09 (100)

529 -0.5 -1.2 (100)

521 -0.3 -1.1 (100)

6802-1

19^h 28.7

+20° 12 (1960)


Aug 23 '63	9.07	1.08	0.80 (200)	Aug 18 '63	9.07	1.06	0.79 (100)
July 12 '63	9.04	1.08	0.84 (200)	Oct 24 '62	9.08	1.10	0.78 (100)
July 13 '63	9.10	1.08	0.79 (200)	Sept 30 '62	9.04	1.12	0.78 (100)
July 14 '63	9.02	1.09	0.75 (200)	Oct 25 '62	9.07	1.10	0.78 (100)
July 15 '63	9.07	1.08	0.79 (200)	Sept 14 '62	9.06	1.06	0.78 (100)
Aug 24 '63	9.09	1.07	0.78 (200)	Sept 15 '62	9.09	1.05	0.81 (100)
Aug 25 '63	9.05	1.07	0.78 (200)	June 20 '63	9.07	1.06	0.81 (100)
Aug 27 '63	9.08	1.09	0.78 (200)	June 21 '63	9.09	1.07	0.77 (100)
Aug 16 '63	9.09	1.06	0.80 (100)	June 25 '63	9.08	1.08	0.78 (100)
Aug 17 '63	9.08	1.08	0.79 (100)	July 31 '65	9.01	1.08	0.79 (200)

95 ✓

(91)

10.63 +1.00 +0.71 12 Jan 69
10.59 +1.02 +0.67 6 Apr 70
10.61 +1.01 +0.69

23
10.45 +0.395 27 May 70
10.33 +0.415 29 May 70
10.39 +0.405



-96

NO

14.07 + 0.53 + 0.16 = 14.76

✓ 202

