

Wed 12

Wed 5

1976 Apr 203 171

Jentelio N 1983 AAS 83, 1478

Thackeray A. 1966 Nism AAS 7033

Thackeray A

~~Keith~~ Hutschings J 1965 MN 135 191

Smith M

Patterson B 1989 AT 98 2233

Holmberg

Tjøn A Sjø H.

St. P

19.64 A.S. 78, 1

Andersen J

Wardston B

Pinkengden W

Pankovics I

Van Abbeidan \$ in Apr D. 1969 BAN 20, 704

Van Hoop A

Bentham P

Lawson R

1963 Apr 137, 874

Wilson R

July A

1950 Apr 10<sup>3</sup> 221


1952 Apr 11 1151 57



not red

270926 4 59 32 65 02 11.1 140


10.88 +0.95 +0.68 31 Jan 70 137470 ~~9~~ 10.70 +0.35  
10.89 +0.91 +0.71 9 Feb 70



270978 5 03 49 -65 27.5 113MO

10.35 +1.43 +1.35 31 Jan 70  
10.29 +1.38 +1.61 9 Aug 70

1386709.74 +0.55



271046<sup>616</sup>

8-07-02 -65 40

11.5 MO


11.03

+1.20 +1.24 31 Jan 70

10.75 +0.435 B:70

11.09


+1.21 +1.30 9 Feb 70



271071 5 11.38 -65 26 11.6 MO

10.89 +1.38 +1.36 31 Jan 70  
10.85 +1.32 +1.57 9 Feb 70

?  
10.51 +0.505<sup>1328</sup><sub>70</sub>






221129 5 16 18 -64 09.5 10.8 MO

10.22 +1.18 +1.24 31 Jun 70

<sup>15</sup><sub>70</sub> 9.42 +0.44  
~~+0.44~~



271145

5

17

49

64

47.5

11.6 ml

10.97

+1.02

+0.85

31 Jan 70

10.52 + 0.285<sup>13</sup>


10.94

+1.02

+0.86

9 Feb 70

26<sup>70</sup>



221174 5 20 10 -65 44 11.0 MO

10.80

+1.18


+1.22 21 Jan 70

13<sup>26</sup><sub>70</sub> 10.82 +0.44

10.76

+1.18

+1.24 9 Feb 70




271187 8 21 24 -65 56.5 11.4 mo

10.67 +1.23 +1.40 31 Jan 70

10.32 - 40.48<sup>13</sup> 26<sub>70</sub>

product price  
quantity






271194 5 21 42 -65 07 11.2 MO

---

10.85 +1.06 +0.88  
10.82 +1.03 +0.94

31 Jan 70  
9 Feb 70


10.56 -10.405<sup>13.9%</sup>



271233 5 24 44 -65 00 11.6 MO

11.03 +1.17 +1.02 219.70


10.71 +0.41 1326.70



27124 5 25 5 50 5e 5 65 79 44 44 112 40

10.32 + 1.28 + 1.72 31 Jan 70  
10.24 + 1.44 + 1.72 9 Feb 70


1300  
9.76 - 10.52 70



271253 5 25 50 -65 46 10.9 Mo

7.93 +1.44 +1.80 3 Jan 70  
7.91 +1.44 +1.75 9 Feb 70


7.35 +0.54 <sup>13</sup> Jan 70






271241 5 26 31 -65 19 118 110

11.27 +1.10 +0.57 37 Jan 70  
11.02 +0.40 37 Jan 70




271264 5 26 50 -64 51 118 M0

11.51 +1.06 +0.55 31 Jan 70 11.15 +0.39 1326 70



27/269 5 27 18 - 64 47 118 410


11.20 + 1.10 01.14 05.04 23.20  
10.52 + 0.51 13.24 20



271348 8 32 53 65 42 11.0 MO

---

10.28 +1.37 41.51 31 Jan 70 9.77 + 0.53 18.26  
10.27 +1.38 41.45 9 Feb 70 70






271539 5 46 32 -65 06.5 12.1 MO

1632+1.11 +0.97 21 Jan 70

11.04 +0.415<sup>13</sup> 26<sub>70</sub>




271646 5 5/ 30 -72 28 12.8 M0

271961 6 09 20 -65 40 10.6 MO

9.56 +1.39 +1.60 21 Jun 70  
9.56 +1.40 +1.64 9/11/70

9.07 +0.52




C1144      6 13 48      -66 47.5 10.6 MO

---

9.18 +1.64 +2.00      31 Jun 70  
9.05 +1.68 +2.02      9 24 70

rad out?

8.71 +1.035



270.557

4

35

12


-70

06

10.6.20


AM 70 8.09 + 1.16






270584 4 37 40 -69 04 R.UMO

10.67 40.44 1 Mar 70



270601 4 38 50 -71 55 12.0 MO

17mm70 10.60 40.53




270621 4 39 40 -72 51 11.0 MO

17 Mar 70 11.14 +0.245

270627 4 40 00 -71 35 11.0 MU

~~12000 70 11.74 10.245~~


12000 70 9.64 10.65






270670 4 42 10 -70 34 12.3 MD

17 Mar 70 9.45 10.735




270700 4 44 38 67 18 12.2 MO

Mar 70 10.13 tabs




270715 4 45 48 -64 57 11.1 MB

17mAD70 9.17 +0.54



270716 4 45 18-68 42 124MO

Jan 70 10.06 40.525





270733

4 46

26

-66


24

11.6 MO

17mm 70


10.35

70.48



276741 4 44 50 -73 05 10.8 mo

17mar 70 9.52 -10.565



270747


4

47  
~~47~~ 00

-66 06


11.4 mD

1 mar 70 986 +0.45



270748 4 46 48 -68 42 12.2 mo

1 Mar 70 10.64 +0.48






250764 4 47 30 -67 16 11.2mD

9.39 +0.20 1mm 70

270788 4 47 48 -71 80 12.4 no

17 May 70 11.35 +0.53



270898

4

50

10


-65

19

11

MO


Cont. Fund



270574

4 54 51 -65 29 12.4 MO


17th 70 10.97 +0.475



270881 4 55 20 -65 43 11.4 MD


1 Mar 70 10.65 +0.58






270885 455 45 -64 56 11.9 mid

1 min 70 10.52 40.415



278900 4 5-8 10 24 45 11.4 MO

1204 15.91 40.41



270940

5

00

41

-64

54


12.3 MO

X

546052

05 00 00 20 20 50  
05 15 15 20 20 50

2





271027 05 06 38 -72 42 10.4 MO

1 mm 70 8.68 +0.57

271044

4/20/70

~~271044~~

5 09 58

-6.4 21

813 117

10.40 +1.48 +0.03

31 Jan 70

7.16 +2.04 <sup>13.26</sup> 70

10.57 +1.48 +0.10

9 Feb 70

6.83 +2.07 1 mg 70

