

35140 • 5 17 11 -68 10 973 40.19

115 204 996 2951

9.75 +0.12-1 +164 +904 2.972 75200

9.78 +122 +163 1.032 2.860 4/Jan 71

9.76 +122 +164 978 8.866

116 197 942 2.847

+117 +195 +921 2.930
+116 +196 +1018 2.954
+116 +190 974 2.943



not in catalogue

ADS 8530 C

12^h 20.0

$+26^{\circ} 07'$

(1950)

June 9 '62 8.55 0.54 0.04 (200)

June 10 '62 8.57 0.54 0.02 (200)

June 11 '62 8.52 0.54 -0.01 (200)

June 15 '62 8.54 0.53 -0.00 (200)

W 4487 6 49.9 -05°07

Dec 12 '63 6.59 1.05 0.93 (100)

Dec 13 '63 6.63 1.06 0.90 (100)

Dec 14 '63 6.61 1.06 0.93 (100)

660 105 93 (100)

669 103 93 (100)

W 7688 12^h 48.2 -00° 29.

849 + 1.41 1.27

Dec 28 62 8.52 1.39 1.25 (100)

Feb 20 '63 8.54 1.38 1.27 (100)

Feb 21 '63 8.54 1.36 1.28 (100)

Feb 23 '63 8.57 1.38 1.23 (100)

851 139 128 (100)

853 139 126 (100)

852 138 128 (100)


852 138 126 (100)

570 02 0

12" 46.4 +14° 24

7675

July 3 '62	5.73	0.03	0.06(20)	Dec 28 '62	5.72	0.03	0.09(100)
Mar 24 '62	5.76	0.02	0.09(20)	Feb 25 '63	5.71	0.02	0.07(100)
July 13 '62	5.71	0.03	0.08(20)	Feb 26 '63	5.75	0.03	0.00(100)
July 14 '62	5.70	0.03	0.06(20)	Feb 21 '63	5.71	0.05	0.01(100)
July 9 '62	5.69	0.02	0.07(20)	Feb 23 '63	5.75	0.05	0.02(100)
July 11 '62	5.70	0.05	0.10(20)	Dec 13 '63	5.70	0.03	0.05(100)
July 13 '62	5.71	0.03	0.08(20)				
July 14 '62	5.70	0.03	0.06(20)				
June 29 '62	5.68	0.04	0.09(20)				
July 11 '62	5.70	0.05	0.10(20)				



0.03 1.10
+1.00

7459 12^h 22.7 724° 12

July 6 '62 6.08 1.12 1.01 (20) Feb 25 '63 6.01 1.11 0.96 (100)

June 29 '62 6.04 1.10 0.99 (20) Feb 25 '63 6.06 1.08 1.02 (100)

Apr 29 '62 6.02 1.11 0.92 (20) Feb 26 '63 6.09 1.11 1.01 (100)

June 17 '63 6.06 1.10 1.01 (20) Mar 14 '63 6.06 1.10 0.96 (100)

June 22 '63 6.04 1.09 0.96 (20)

June 25 '63 6.04 1.11 0.95 (20)

June 17 '63 6.06 1.10 1.00 (20)

June 22 '63 6.04 1.09 0.98 (20)

June 25 '63 6.05 1.10 0.97 (20)

Dec 28 '62 6.00 1.19 0.98 (100)

8910

15^h 21.1

-00° 57'

G17 26 05

July 31 '62	6.11	0.26	0.05 (20)	June 30 '62	6.11	0.27	0.05 (100)
Aug 2 '62	6.11	0.25	0.07 (20)	July 1 '62	6.07	0.28	0.06 (100)
Aug 3 '62	6.10	0.26	0.05 (20)	July 2 '62	6.12	0.26	0.06 (100)
June 30 '62	6.12	0.26	0.08 (20)				
May 5 '62	6.22	0.16	0.08 (100)				
May 28 '62	6.12	0.27	0.04 (100)				
May 30 '62	6.15	0.29	-0.09 (100)				
May 8 '62	6.12	0.27	0.07 (100)				
June 28 '62	6.12	0.27	0.05 (100)				
June 29 '62	6.09	0.28	0.07 (100)				

HD 140027 $15^{\circ} 36.4$ $+16^{\circ} 21 (1900)$

May 28 '62 6.02 0.93 0.64 (100)

June 29 '62 5.99 0.96 0.60 (100)

June 30 '62 6.00 0.89 0.59 (100)

July 1 '62 5.99 0.93 0.57 (100)

July 2 '62 6.01 0.93 0.59 (100)

201 90 61

17 02.6-0458

V787 Blue

10.07 +1.45 +1.10
7.74 +1.16 +1.05

10.07	+1.44	+1.05	4 July 64	100
10.11	+1.44	+1.09	5 " " "	"
10.07	+1.44	+1.08	12 " " "	"
10.05	+1.44	+1.07	14 Apr " "	"
10.10	+1.42	+1.10	9 " " "	"


7.74	+1.13	+1.07	9 July 64	1009
7.75	+1.15	+1.07	4 July 64	101
7.78	+1.16	+1.05	5 " " "	"
7.75	+1.16	+1.05	12 " " "	"
7.76	+1.12	+1.05	14 Apr " "	"

17 55-4 9.54 71.74 +1.29

+04 43

V799Bhr

9.54 +1.76 +1.30 4 July 64 100"
9.54 +1.74 +1.30 5 " " " "
9.53 +1.74 +1.31 12 " " " "
9.54 +1.75 +1.31 8 " " " "
9.52 +1.75 +1.33 14 Apr 64 "
9.54 +1.77 +1.29 9 " " " "



17 55.4 +04 33

BRD STAR

May 7 '62 9.51 1.74 1.27 (100)

May 28 '62 9.52 1.74 1.28 (100)

May 30 '62 9.51 1.73 1.28 (100)

May 8 '62 9.52 1.74 1.29 (100)

May 16 '62 9.53 1.75 1.30 (200)

9.52 1.74 1.30 (200)

9.54 1.79 1.35 (100)

9.52 1.76 1.32 (100)

ADS 13087

128253/294

19 51.9 -08 22

J223 A

Aug 16 '63	5.70	-0.06	-0.49 (100)
Aug 18 '63	5.71	-0.07	-0.49 (100)
June 29 '62	5.70	-0.09	-0.50 (100)
June 30 '62	5.73	-0.09	-0.48 (100)
July 1 '62	5.72	-0.09	-0.48 (100)
July 2 '62	5.73	-0.08	-0.45 (100)
June 20 '63	5.69	-0.08	-0.48 (100)
June 21 '63	5.69	-0.07	-0.49 (100)

J 223 B

Aug 16 '63 6.49 -0.02 -0.23 (100)

Aug 18 '63 6.48 -0.03 -0.27 (100)

June 29 '62 6.48 -0.03 -0.28 (100)

June 30 '62 6.51 -0.04 -0.26 (100)

July 1 '62 6.50 -0.03 -0.27 (100)

July 2 '62 6.51 -0.03 -0.25 (100)

June 20 '63 6.47 -0.04 -0.29 (100)

June 21 '63 6.52 -0.07 -0.27 (100)



75-3482

June 9 '62	7.59	0.00	-0.44(200)	Aug 25 '63	7.58	-0.00	-0.49(200)
June 10 '62	7.60	0.01	-0.48(200)	Aug 27 '63	7.56	-0.01	-0.49(200)
June 11 '62	7.59	0.02	-0.49(200)	Aug 16 '63	7.67	0.10	-0.53(100)
July 7 '62	7.60	0.00	-0.48(200)	Aug 18 '63	7.67	0.03	-0.46(100)
July 8 '62	7.57	-0.00	-0.50(200)	May 3 '62	7.59	-0.00	-0.49(100)
June 8 '62	7.60	-0.01	-0.47(200)	May 5 '62	7.59	0.00	-0.49(100)
July 9 '62	7.58	0.01	-0.50(200)	May 7 '62	7.60	-0.01	-0.49(100)
Aug 29 '62	7.57	0.01	-0.46(200)	May 28 '62	7.59	-0.01	-0.52(100)
Apr 22 '63	7.63	0.03	-0.49(200)	May 30 '62	7.58	-0.01	-0.45(100)
Aug 24 '63	7.57	0.01	-0.49(200)	May 8 '62	7.60	-0.02	-0.51(100)

+5,3482

17 43.7 +540

June 28 '62 7.58 -0.01 -0.47 (100) Feb 21 '63 7.62 0.01 -0.47 (100)

June 29 '62 7.60 -0.00 -0.47 (100) Jun 20 '63 7.60 -0.00 -0.47 (100)

June 30 '62 7.56 0.00 -0.49 (100) June 21 '63 7.59 -0.00 -0.48 (100)

July 1 '62 7.59 -0.00 -0.49 (100) June 25 '63 7.57 0.00 -0.50 (100)

July 1 '62 7.58 -0.01 -0.49 (100) ~~July 164 763 +0.3 -44 (200)~~

July 2 '62 7.59 -0.01 -0.47 (100) ~~July 165 759 00 -48 (100)~~

July 2 '62 7.58 0.01 -0.63 (100) 760 00 -50 (100)

Sept 4 '62 7.59 0.01 -0.50 (100) 758 +01 -50 (100)

Sept 5 '62 7.56 -0.00 -0.46 (100) 759 00 -49 (100)

Feb 20 '63 7.61 -0.00 -0.48 (100) 760 00 -49 (100)



+5.3483

May 5 '62 6.81 0.05 -0.55 (100)

May 28 '62 6.87 0.00 -0.44 (100)

May 30 '62 6.85 -0.01 -0.52 (100)



#5.3484

June 9 '62	7.36	0.01	-0.52 (200)	Aug 24 '63	7.32	0.01	-0.46 (200)
June 10 '62	7.33	0.03	-0.45 (200)	Aug 25 '63	7.32	0.02	-0.46 (200)
June 11 '62	7.34	0.03	-0.46 (200)	Aug 27 '63	7.31	0.01	-0.45 (200)
July 5 '62	7.34	0.01	-0.44 (200)	Aug 16 '63	7.24	0.05	-0.42 (100)
July 7 '62	7.33	0.01	-0.46 (200)	Aug 18 '63	7.42	0.03	-0.44 (100)
July 8 '62	7.34	0.02	-0.46 (200)	May 3 '62	7.35	0.01	-0.45 (100)
July 8 '62	7.36	0.03	-0.44 (200)	May 5 '62	7.29	0.07	-0.46 (100)
July 9 '62	7.35	0.02	-0.46 (200)	May 7 '62	7.35	0.01	-0.46 (100)
Aug 29 '62	7.30	0.02	-0.43 (200)	May 18 '62	7.34	0.01	-0.49 (100)
Aug 22 '63	7.38	0.03	-0.44 (200)	May 30 '62	7.32	0.01	-0.41 (100)

734 +02 -46 (100)

+5.3484

734 +02 -46 (100)
735 +02 -46 (100)

May 8 '62 7.35 0.00 -0.47 (100) Feb 26 '63 7.35 0.02 -0.43 (100)

June 28 '62 7.34 0.00 -0.45 (100) Feb 20 '63 7.36 0.00 -0.45 (100)

June 29 '62 7.35 0.01 -0.44 (100) Feb 21 '63 7.36 0.01 -0.44 (100)

June 30 '62 7.34 0.01 -0.44 (100) June 20 '63 7.35 0.01 -0.45 (100)

July 1 '62 7.34 0.00 -0.46 (100) June 21 '63 7.29 0.05 -0.45 (100)

July 1 '62 7.34 0.02 -0.47 (100) June 25 '63 7.35 0.01 -0.46 (100)

July 2 '62 7.33 0.01 -0.42 (100) Mar. 4 '64 7.39 -0.01 -0.45 (200)

July 2 '62 7.33 0.02 -0.39 (100) Aug 1 '64 ~~7.35~~ +03 -47 (200)

Sept 4 '62 7.34 0.02 -0.47 (100) Feb 6 '65 7.34 +02 -45 (100)

Sept 5 '62 7.32 0.09 -0.50 (100) 734 +02 -46 (100)



+5.3491

May '62 8.20 0.11 - 0.30 (100)

May '62 8.21 0.10 - 0.31 (100)

+ 5.3498

Mays '62 8.35 1.70 2.09 (100)

2465 834 1.72 212 (100)



15.3500

839 125 103(100)
836 126 104(100)

May 30 '62 8.40 1.24 1.07(100) Feb 26 '63 8.37 1.24 1.05(100)

May 8 '62 8.39 1.25 1.04(100) Feb 20 '63 8.40 1.24 1.03(100)

June 28 '62 8.37 1.25 1.04(100) Feb 21 '63 8.38 1.26 1.03(100)

June 29 '62 8.39 1.24 1.02(100) June 20 '63 8.40 1.24 1.03(100)

June 30 '62 8.37 1.25 1.04(100) June 21 '63 8.38 1.24 1.03(100)

July 1 '62 8.39 1.23 1.04(100) June 25 '63 8.39 1.24 1.04(100)

July 1 '62 8.39 1.24 1.03(100) ~~Mar. 5 '64 8.40 1.24 1.04(200)~~


July 2 '62 8.38 1.23 1.00(100) Jul 65 8.38 1.24 1.02(100)

July 2 '62 8.39 1.23 1.05(100) 838 124 102(100)

Sept 14 '62 8.41 1.22 1.00(100) 840 124 104(100)

75.3500

June 9 '62	8.40	1.25	1.07 (200)	Aug 23 '63	8.35	1.25	1.01 (200)
June 10 '62	8.38	1.24	1.05 (200)	Aug 24 '63	8.36	1.25	1.03 (200)
June 11 '62	8.39	1.27	1.02 (200)	Aug 25 '63	8.37	1.24	1.02 (200)
July 5 '62	8.38	1.26	1.00 (200)	Aug 27 '63	8.38	1.25	1.00 (200)
July 7 '62	8.38	1.24	1.01 (200)	Aug 16 '63	8.30	1.31	1.03 (100)
July 8 '62	8.38	1.24	1.03 (200)	Aug 18 '63	8.47	1.25	1.06 (100)
June 8 '62	5.41	1.23	1.04 (200)	May 3 '62	8.39	1.24	1.03 (100)
July 9 '62	8.38	1.24	1.03 (200)	May 5 '62	8.38	1.26	1.02 (100)
Aug 29 '62	8.36	1.25	1.03 (200)	May 7 '62	8.40	1.23	1.02 (100)
Apr 22 '63	8.43	1.31	1.05 (200)	May 28 '62	8.40	1.24	1.06 (100)



SI 0^h 04.0 +28° 45'

Sep 28 '62 6.13 0.77 0.28 (20)

Sep 23 '62 6.09 0.75 0.29 (20)

Sep 12 '62 6.08 0.77 0.32 (20)

Oct 1 '62 6.04 0.74 0.28 (20)

Sep 24 '62 6.10 0.75 0.32 (20)

Nov 24 '63 6.12 0.76 0.32 (100)

Dec 14 '63 6.09 0.76 0.35 (100)

5743 $8^{\circ} 39.4$ $-15^{\circ} 46$

Dec. 28 '63 4.88 1.04 0.91 (20)

Dec. 25 '63 4.87 1.06 0.89 (20)

Dec. 27 '63 4.88 1.07 0.92 (20)

5774 8^h 42.3 +30° 53

Dec. 26, 28 '61 6.13 0.93 0.63(20)

5900 8⁶ 55.8 748°14

Dec. 26 28'61 3.19 0.19 0.05(20)

Mar 24'62 3.12 0.22 0.08(20)

Apr. 29'62 3.12 0.23 0.07(20)

Apr 30'62 3.20 0.20 0.09(20)

5914 8657.4 +41°59'

Dec. 26, 28 '61 4.03 0.42 -0.01 (20)

Mar 24 '62 3.96 0.43 0.05 (20)

5935 8^h 59.8 +24° 39

Mar 24 '62 5.42 -0.04 -0.12(20)

Apr. 29 '62 5.47 -0.06 -0.12(20)

5987 96 06.0 +67° 20

Mar. 25 '62 4.79 0.47 0.01 (20)

6036 9^h 11.8 +02°32

Dec 22-23 '61 3.84 0.00 -0.13(20)

6145 9626.6 -02°33

Mar. 25'62 4.61 0.43 -0.02 (20)

Dec 22-23'61 4.68 0.34 0.00 (20)

6201 96 32.7 736° 02

Mar. 25 '62 5.42 0.76 0.42 (20)

Dec. 21 '61 5.44 0.74 0.45 (20)

Mar. 24 '62 5.39 0.77 0.44 (20)

Apr. 28 '62 5.46 0.76 0.41 (20)

Apr. 29 '62 5.41 0.77 0.42 (20)

Dec. 28 '63 5.42 0.79 0.43 (20)

Dec. 27 '63 5.45 0.78 0.42 (20)

6316 9^b 49.1 -14° 37

Mar. 26 '62 4.16 0.94 0.68 (20)

Dec. 24 '63 4.11 0.93 0.67 (20)

Dec. 28 '63 4.10 0.93 0.70 (20)

Dec. 25 '63 4.13 0.92 0.67 (20)

Dec. 27 '63 4.11 0.94 0.67 (20)

6417 10^h 05.7 +12° 13

May 1 '62 1.40 - 0.11 - 0.37 (20)

Q/m 30'62 1.36 - 0.12 - 0.38 (20)

6436 10^L 08.3 +49° 42

Dec. 21 '61 6.61 ~~1.44~~ 1.16 (20) | 50

Dec 22-23 '61 6.65 1.32 1.21 (20) | 25

May 1 '62 6.59 1.37 1.33 (20)

Apr 29 '62 6.60 1.36 1.27 (20)

Apr 30 '62 6.57 1.36 1.27 (20)

Dec. 4 '63 6.62 1.35 1.26 (60)

6440 10⁶ 08.9 +13°36

Dec 22-23'61 6.44 0.47 -0.01(20)

6478 10⁶ 13.9 +23° 40

Dec. 21 '61 3.43 0.31 0.20 (20)

Dec 22-23 '61 3.44 0.30 0.17 (20)

6483 10^6 14.5 $+23^\circ 21$

Dec 22-23'61 5.81 0.49 -0.04(20)

6745 $10^{\circ} 50.5'$ $134^{\circ} 29'$

Mar. 25 '62 3.81 0.98 0.86 (20)

Dec. 21 '61 3.83 1.01 0.97 (20)

Mar. 26 '62 3.78 1.04 0.91 (20)

Apr. 29 '62 3.77 1.06 0.93 (20)

Dec. 28 '63 3.80 1.06 0.94 (20)

14 January 365 105 98 (20)

6790 10^h 56.7 +40° 42

Mar. 25 '62 5.04 0.62 0.11 (20)

Mar. 24 '62 4.97 0.60 0.10 (20)

6819 $11^{\circ} 00.7$ $+62^{\circ} 01$

Mar. 25 '62 1.81 1.09 0.88 (20)

Mar 26 '62 1.82 1.06 0.87 (20)

Mar 24 '62 1.83 1.08 0.90 (20)

Dec. 27 '63 1.81 1.09 0.91 (20)