

607-824

13.59 + 0.54 + 0.04

28 Dec 2009

67-D25

13.62 + 10.4 + 0.69

28 Dec 62 (cc)

67-026 13.28 +0.56 70.08 25 Jan 62 1000

67-D28 13.26 +0.57 +0.10 28 Dec 62 (100°)

67-D30 12.77 +0.59 +0.08 26 Dec 62 '00'

67-1034 13.56 +0.57 +0.10 28 Dec 2001

Ce7-D35 1378 +0.56 +0.10 28 Dec 62 100%

67-D36 13.30 +0.55 +0.06 28 Dec 62 100'

67-2041 13.53 +0.61 40.14 28 Dec 62 root

07-1059 12.70 +0.74 +0.28 28 June 62 100'

87-1068 1289 +0.96 +0.49 28 Dec 62¹⁰⁰¹

67-D74 11.97 +0.60 +0.08 28 Dec 2019

67-D77 12.82 +0.98 +0.68 28 Dec 100^s

8
67-81 12.73 +0.81 +0.64 25.1062104

67-D168 8.59 11.14 10.50 26.11.2002

67-8169

26.10.62 10.25
28.07 01.17 36.6

67-9173

1282 -10.55 +0.55

26462-

67-0202

8.87 + 1.59 + 1.91 26 Dec 62 (00)

67-5130 12.83 +0.48 +0.01 24 Dec 62 100⁴

12.85 +0.50 ~~0.03~~ 232803ⁿ




#5.3503

June 29 '62	8.98	1.24	1.08 (100)	June 20 '63	8.98	1.23	1.07 (100)
June 30 '62	8.96	1.26	1.08 (100)	June 21 '63	8.96	1.24	1.07 (100)
July 1 '62	8.97	1.23	1.07 (100)	June 25 '63	8.96	1.24	1.08 (100)
July 1 '62	8.97	1.25	1.08 (100)	Mar. 4 '64	9.05	1.14	1.08 (200)
July 2 '62	8.95	1.23	1.06 (100)	7/165	897	1.24	1.05 (100)
July 2 '62	8.97	1.23	1.10 (100)	897	124	109 (100)	
Sept 10 '62	8.87	1.34	1.05 (100)	894	125	108 (100)	
Sept 15 '62	8.98	1.32	1.02 (100)	892	126	108 (100)	
Feb 20 '63	8.96	1.24	1.07 (100)	896	125	108 (100)	
Feb 21 '63	8.96	1.26	1.07 (100)				

+5.3503

June 9 '62	8.95	1.25	1.08 (200)	Aug 25 '63	8.92	1.24	1.05 (200)
June 10 '62	8.95	1.25	1.09 (200)	Aug 27 '63	8.92	1.22	1.07 (200)
June 11 '62	8.95	1.26	1.07 (200)	Aug 16 '63	8.87	1.30	1.09 (100)
July 7 '62	8.91	1.27	1.04 (200)	Aug 18 '63	9.04	1.26	1.11 (100)
July 8 '62	8.93	1.27	1.04 (200)	May 3 '62	8.96	1.24	1.06 (100)
June 8 '62	8.95	1.24	1.09 (200)	May 5 '62	8.95	1.25	1.06 (100)
July 9 '62	8.96	1.26	1.06 (200)	May 7 '62	8.96	1.24	1.07 (100)
Apr 22 '63	8.99	1.28	1.10 (200)	May 30 '62	8.96	1.25	1.11 (100)
Aug 23 '63	8.90	1.25	1.04 (200)	May 8 '62	8.95	1.25	1.09 (100)
Aug 24 '63	8.93	1.26	1.09 (200)	June 18 '62	8.94	1.25	1.09 (100)



196 14.5 +5° 06 (1950)

W11733

July 7 '62 9.11 1.54 1.09 (200) June 30 '62 9.15 1.46 1.16 (100)
July 7 '62 9.09 1.52 1.12 (200) July 1 '62 9.15 1.48 1.17 (100)
July 8 '62 9.11 1.50 1.15 (200) July 2 '62 9.21 1.49 1.16 (100)
July 9 '62 9.10 1.51 1.14 (200) June 20 '63 9.13 1.50 1.12 (100)
July 9 '62 9.12 1.49 1.13 (200) June 1 '63 9.15 1.09 1.16 (100)
Aug 17 '63 9.14 1.50 1.16 (100) June 25 '63 9.13 1.49 1.15 (100)

Aug 18 '63 9.15 1.49 1.17 (100)

May 7 '62 9.12 1.51 1.24 (100)

June 28 '62 9.16 1.49 1.18 (100)

June 29 '62 9.12 1.48 1.16 (100)

J276

217014

22

55.0

+20

30

~~Oct 24 '63 5.47 0.67 0.23 (200)~~

Aug 16 '63 5.52 0.65 0.21 (200)

5.33

Aug 16 '63 5.53 0.63 0.20 (100)

+0.68

Aug 17 '63 5.49 0.64 0.19 (100)

+0.20

Oct. 24 '63 5.47 0.67 0.23 (100)

W 14570

= 16611 A

23^{h} 11.5 $-09^{\circ} 12'$

~~Oct 24 '63 7.54 0.54 -0.04 (100)~~

Aug 16 '63 7.59 0.52 -0.05 (100)

Aug 17 '63 7.53 0.55 -0.03 (100)

Aug 18 '63 7.54 0.53 -0.05 (100)

Oct. 24 '63 7.54 0.54 -0.04 (100)

Dec. 14 '63 7.53 0.55 -0.01 (100)

W14571
= 166 11 B

23^h 11.5 -09° 12

~~Oct 24 '63 8.18 0.67 0.10 (100)~~

Aug 16 '63 8.22 0.65 0.09 (100)

Aug 17 '63 8.16 0.68 0.10 (100)

Aug 18 '63 8.18 0.66 0.08 (100)

Oct. 24 '63 8.18 0.67 0.10 (100)

Dec. 14 '63 8.17 0.69 0.11 (100)

H) 147379 B

Aug 29 '62 10.72 1.49 1.15 (200)

Apr 22 '63 10.70 1.47 1.16 (200)

Mar 5 '64 10.71 1.49 1.17 (200)

Jun 64 1068 150 130 (60)

1067 149 119 (60)

J128

+1102574

13 24 711

May 7 '62 9.08 1.47 1.20 (100)

May 8 '62 9.07 1.48 1.22 (100)

905 147 122 (100)

906 147 120 (100)

905 148 121 (100)

907 148 122 (100)

9.04 + 1.51 + 1.26

+11.2576

June 9 '62 9.06 1.49 1.21 (200)

June 10 '62 9.02 1.51 1.17 (200)

June 11 '62 9.03 1.51 1.17 (200)

June 8 '62 9.07 1.51 1.19 (200)

May 28 '62 9.06 1.48 1.25 (100)

May 30 '62 9.07 1.49 1.21 (100)

June 28 '62 9.05 1.50 1.20 (100)

Mar. 4 '64 9.05 1.48 1.21 (200)

Mar. 5 '64 9.04 1.48 1.22 (200)

133
14600
12
40
34
40

1333
334
1600
125
875

200
40000

150 30 | 1200
120
40

500

1500 0

30 | 1200
40

82 | 200

2800
1500 11

15 3300

12 | 4000
26
40


100
1500
3
1000
15000

10.03 9.02 4.86

W1204 2 0.99 43 23

V95

10.04	8.98	+0.88	13	63	60"	-
10.00	9.02	+0.86	15	63	100"	
10.00	8.95	+0.86	10	"	"	"
10.01	9.00	+0.86	11	"	"	"
10.06	8.98	+0.86	18	63	60"	-



W 1464

2ⁿ 33.3 + 0.39

5.82 5.36 + 0.36
11.66 10.26 + 1.28

A 5.76 5.33 + 0.38 60" 13 dec 63
5.86 5.34 + 0.35 100" 15 dec 63
5.88 5.34 + 0.35 " 11 " "
5.85 5.35 + 0.36 " 10 " "

B 11.64 10.22 + 1.24 15 dec 63 100"
11.77 10.23 + 1.26 11 " "

9.94 8.79 +0.96


W2763

4 39.9 +18 53

9.91 8.78 +0.96) 13 Oct 63 6.0"

9.97 8.79 +0.97)

9.95 8.80 +0.95 10 Dec 63 10.0"



W2968

4^h 58.3 -05° 49

Feb. 12 '64

6:18 ~~59.8~~ +0.36 (100)

Mar. 25 '64

6:19 ~~59.8~~ -0.35 (60)

65.21 5.70 +0.35
Red

W3300

Feb. 12 '64

5 26.0 -03 32

7.69 27.02

-0.45 (100)

7.62 17.02

+0.43
Red

W3349

5 28.9 -03 41

7.96 6.87 +0.84

7.93	6.90	+0.86	15 Dec 63	100"
7.96	6.90	+0.85	" "	" "
8.00	6.89	+0.85	10 "	" "
7.98	6.92	+0.85		
7.99	6.75	+0.94	12 Feb 64	100"

V 465 A $5^h 37.5$ + $53^{\circ} 30$ (1952) Red

Dec. 3 '63 6.21 5884 +0.28(60)

Dec. 3 '63 6.20 5884 +0.28(60)

6.23 +84.5!

Blue


(2)

6.20 +0.86 +0.49 4 Dec 63 60"

W4487

6 49.9 -05 07 6.60 6.01 +0.38

6.64	6.00	+0.39	15 Dec 63	100"
6.64	6.03	+0.39	25 Mar 63	60"
6.56	6.01	+0.37	127 of 64	100"
6.61	5.99	+0.40	11 Dec 63	100"
6.55	6.01	+0.37	10 "	" "
6.56	6.01	+0.37	127	



W4506

6 51.6 130 20

9.87 8.72 + 1.08

9.91 8.75 + 1.11 15.04 63 100"

9.92 8.72 + 1.11 11 " " "

Red

V532 AB p^h 57.1 + 71° 00 (A50)

Dec. 3 '63 8.02 ~~70.88~~ + 0.62 (60)

Dec. 3 '63 8.02 ~~72.0~~ + 0.63 (60)

Dec 2 " 8.03 7.24 + 0.62 (60)

Blue

8103 + 139 + 125

8,06 + 1.38 + 1.23 4Reck 604

W6201


9 32.7 436 02

5.47 5.06 +0.26

5.40 5.07 +0.25 15 Dec 63 100"

5.41 5.06 +0.24 11 " " "

5.43 5.09 +0.25 10 " " "



W 6436

10^h 08.3 +49° 42

Red

Dec. 2 '63

6.60 ~~50.85~~ +0.60(60)

Dec. 3 '63

6.56 ~~50.86~~ +0.61(60)

Blue

6.59 +1.38 +1.28


6.62 +1.35 +1.26 4 labels 60"

V574 blue

9.413 + 1.54 + 1.06

9.410 + 1.56 + 1.15
9.412 + 1.54 + 1.13

14 Apr 64 1004
9 " " 9



W6499

10 16.9 +20 07

V574

9.43 8.08 +1.12

9.28 8.08 +1.12 11 Dec 63 100"

9.37 7.99 +1.13 12 Sep 64 100"


~~9.37~~

9.36 8.04 +1.10 15 Apr 64 100"

9.43 8.15 +1.12 11 " " "

9.41 8.07 +1.15 (2) 10 " " "

9.418 8.14 +1.12 (2) 25 Mar 64 100"



V127


10 26.5 + 0.109

9.58 8.49 + 0.51 -

9.60 8.45 + 0.55 15 Apr 64 100'

9.66 8.56 + 0.97 11 " " " "

9.64 8.51 + 0.97 10 " " " "



V30A 10th 27.3 + 50°15' (1950)

Dec. 2 '63 4.84 4p(23) + 0.15 (60)

Dec. 3 '63 4.84 4p(23) + 0.17 (60)

Blue

4.82 + 51 00

4.83 + 51 00 4 Dec 63 60th

Red

V 30 B $10^h 27.3$ $+50^{\circ} 15'$ (1950) Red

Dec. 263 8.62 $\rightarrow 7.81$ $+0.56$ (60)

Dec. 363 8.65 $\rightarrow 7.80$ $+0.58$ (60)

W6818

11 00.6 + 36.18

7.47 4.36 + 0.91

~~W549~~

7.38 6.38 + 0.91 11 Dec 63 100"

7.43 6.36 + 0.92 10 " " "

7.68

See my

7.74 6.63 + 0.91

V594

7.68 6.57 + 0.84 1 July 64 60"
7.72 6.59 + 0.91 27 June 64 60"
7.57 6.51 + 0.84 26 " " "

~~11 00.7~~

11 00.7 + 34 26

7.74 + 1.51 = 11.13

Blue

7.59 + 1.50 + 1.11 30 June 64 60"

0.10.
6/24/64

W7688

12 48.2 -60 24

8.49 7.58 +0.66

8.50	7.50	+0.62	12 Feb 64	100"
8.47	7.53	+0.65	25 Mar 63	60"
8.48	7.54	+0.66		
8.55	7.56	+0.64		
8.58	7.56	+0.65	11	" " "
8.56	7.60	+0.66	10	" " "

