

W 8797

- ADS 9535A

15^h 10.5^m

+19° 28'

Mar. 5 '64 6.69 0.71 0.26 (200)

3-162 17.18 +0.95

3-163 17.14 +0.75

3-160 17.58 +1.06

3-161 16.94 +0.90

3-159 16.94 +0.91

April 60'

4682113 +1 -1 +1

43244 -1 -3 +1

94686 -1 +1 0

5107 0 +1 -2

129798 +1 +1 +4

F86 0 0 -2

5256 +2 +2 0

210873 -2 +2 -2

Apr 10 60^r SV 8B-V ΔH-B

43244 -5 0 +1

46P2113 -0 +2 0

94684 -1 0 0

5114 -2 0 +3

115043 +8 -4 +1

120818 -1 -2 0

125542 0 0 -3

F86 +2 +2 -2

525V +1 +1 +1

Apr 9 180°

Δ $\begin{matrix} 0-6 \\ 0-V \\ u-0 \end{matrix}$

HJ 43244 6.52

-1 -1 0

43261 6.09

-2 -2 -1

J 572 6.28

0 0 -2

749113

8.03

+1 +1 +3

J 98

6.59

0 0 0

94686
J 110

7.32

9.32

+1 +1 +1
+1 +1 -2

J 114

6.49

7.47

6.65

4.33

6.25

9.15

8.41

-3 0 +2
0 0 0
+2 0 -1
+5 0 -1

120818

6.25

9.15

8.41

+2 +2 +3
+1 +1 -1
-1 -2

129798

9.15

8.41

+2 +2 +3
+1 +1 -1
-1 -2

J 182

8.41

8.41

+1 +1 -1
-1 -2

HPL 3827

Jan 17 60th

✓

7PC354	8.40	+1.22	+1.15	8.45	+1.22	+1.15	0
14013544	6.06	+0.40	-0.07	6.08	+0.41	-0.11	+4
529	7.47	-0.21	-1.09	7.50	-0.23	-1.08	-1
535	6.25	+0.89	+0.48	6.28	+0.87	+0.45	+3
4PC354	8.40	+1.22	+1.15	8.44	+1.24	+1.18	-3
13544	6.06	+0.40	-0.07	6.04	+0.42	-0.05	-2
529	7.47	-0.21	-1.09	7.46	-0.22	-1.00	-9
413244	6.53	+0.27	+0.09	6.53	+0.27	+0.08	+1
94686	7.32	+0.55	+0.04	7.31	+0.57	+0.03	+1
5114	6.49	+0.25	+0.17	6.42	+0.77	+0.09	+8
125542	6.33	+0.65	+0.05	6.33	+0.05	+0.08	-3

Jan 16 60" J.
H




stob

J 104	8.64	+1.36	+1.26	8.67	+1.34	+1.26
H 094684	7.32	+0.55	+0.04	7.33	+0.55	+0.04
J 114	6.44	+0.75	+0.17	6.44	+0.76	+0.09
H 0125542	6.33	+0.05	+0.05	6.34	+0.05	+0.07
J 163	8.60	+1.41	+1.27	8.60	+1.41	+1.32

Uca #1 Cont

11.06 +0.54 +0.265 ²⁸ 9:45 PM 28 May 70
10.84 +0.44 +0.265 10:10 PM 30 May

65? 10.98 +0.27 70
9:30 PM
29 May



804

24207

+03 09

3.47 A2D

Wave


+20 418

2.1042 12.02

11.4 E

8.3 N

10.0 NS


RV 

-37

✓

(25)


$$\begin{array}{r} 12.71 \\ 12.64 \\ \hline 12.70 \end{array} \quad \begin{array}{r} +0.535 \\ +0.52 \\ \hline +0.525 \end{array} \quad \begin{array}{r} +0.07 \\ +0.11 \\ \hline +0.09 \end{array} \quad \begin{array}{r} 17 \text{ Aug } 69 \\ 6 \text{ Apr } 70 \end{array}$$



-36 ✓

(20)

$$\begin{array}{r} 13.14 + 0.455 + 0.05 \quad 12 \text{ Jan } 69 \\ \underline{12.94} + 0.575 + 0.02 \quad 6 \text{ Apr } 70 \\ 13.07 + 0.565 + 0.035 \end{array}$$




4651-X35

(29)

~~10.34 +1.00 +0.95 8 May 67~~
~~10.16 +1.03 +0.80 25 Apr 69~~
~~10.25 +1.05 +0.70 24 Apr 69~~
~~10.22 +1.03 +0.76 12 Jun 69~~
10.21 +1.04 +0.75

Agave
10.05 +0.385 27 May 70
10.01 +0.345 29 May 70
10.03 +0.365



-X A


(28)

(12.34 +0.62 +0.17 8 May 67)

12.14 +0.58 +0.08 25 Apr 69

12.28 +0.57 +0.07 24


12.24 +0.575 +0.075



-31 ✓

(29)


14.06	+0.54	+0.02	17 Aug 69
<u>14.07</u>	<u>+0.605</u>	<u>+0.04</u>	30 Aug 70
14.05	+0.57	+0.03	



-32 ✓

30


14.95	+0.91	+0.51	17 Aug 69
<u>14.91</u>	<u>+0.94</u>	<u>+0.68</u>	30 mg
14.93	+0.925	+0.60	



-83 ✓

(31)

$$\begin{array}{r} 15.31 + 0.68 + 0.26^{11} + 17 \text{ Aug } 69 \\ \hline 15.28 + 0.72 + 0.17 + 30 \text{ Aug } 70 \\ \hline 15.30 + 0.70 + 0.20 \end{array}$$



875

2

55


12

-3

46


5.27 -0.045

5.31 -0.04 2270074



-24

$$\begin{array}{r} 11.40 + 0.11 + 0.15 + 1 \text{ mar } 72 \\ \hline 11.40 + 0.11 + 0.13 + 29 \text{ cent } 72 \\ \hline 11.40 + 0.11 + 0.14 \end{array}$$




-36

$$9.32 \quad 0.00 \quad -0.12 \quad 290 \text{ m}^2$$

$$9.32 \quad -0.03 \quad -0.18 \quad 5$$

$$\begin{array}{r} 9.31 \quad -0.015 \quad -0.17 \quad 1 \text{ m}^2 \\ \hline 9.31 \quad -0.02 \quad -0.175 \end{array}$$

$$9.32 \quad -0.01 \quad -0.12 \quad 290$$



-38


$$\begin{array}{r} 12.91 + 0.43 - 0.025 \quad 12.91 \checkmark \\ 12.91 + 0.43 - 0.06 \quad 24 \text{ bits } \checkmark \\ \hline 12.91 + 0.44 - 0.04 \end{array}$$

$$10.42 \quad +0.015 - 0.02 \quad 25 \text{ Oct } 72$$

$$10.45 \quad -0.01 - 0.04 \quad 5$$

$$\begin{array}{r} 10.45 \\ \hline 10.44 \\ \hline \end{array} \quad \begin{array}{r} -1.005 \\ \hline -0.005 \\ \hline \end{array} \quad \begin{array}{r} +0.02 \\ \hline -0.01 \\ \hline \end{array} \quad \begin{array}{r} 1 \text{ Mar } 72 \\ \hline \end{array}$$

-39




141

$$\begin{array}{r} 11.82 - +0.20 +0.11 \text{ 1man } \checkmark \\ 11.80 +0.23 +0.13 \text{ 29cent } \checkmark \\ \hline 11.81 +0.215 +0.12 \end{array}$$

$$-44 \quad 8.46 -0.045 -0.20 \text{ 28m } \checkmark$$

-27

$$\begin{array}{r} 10.79 \\ 10.80 \\ \hline 10.80 \end{array} \quad \begin{array}{r} +0.085 \\ +0.10 \\ \hline +0.09 \end{array} \quad \begin{array}{r} +0.13 \\ +0.105 \\ \hline +0.115 \end{array} \quad \begin{array}{r} 17m72 \\ 19 \text{ Oct } 72 \end{array}$$



67-5132

13.08

10.62

10.08

29 Dec 2002

67-145 12.75 +0.60 +0.06 29 Dec 62 1005

67-5147

13.22 40.58 70.09

28 Dec 62

67-5149 12.51 +0.61 +0.09 29 Dec 62 ¹⁰⁰⁰

67-5153 11.30 +0.15 +0.12 29 Dec 62 1044

67-5156 10.93 +0.12 +0.13 28 Dec 2018



67-8157

12.73

+0.59 +0.07

> 9.000621000

67-162 12.80 + 0.59 + 0.10 29 Dec 62 100

S
67-170

9.71 + 1.35 + 1.49 Std.

9.70 + 1.36 + 1.46 200" 20 marks

67-5175

1370 + 0.54 + 0.09 27 Dec 62 100²

Q340 → 21.00 45 -57 05
211-54 20 54.5 -57 09 139 g 0.51



11.04 10.22 10.15 4714

67-5190 10.92 +0.27 +0.15 23-2163 100"

67-9193 12.26 +103 +0.74 212/63 100%

12.27 +1.00 +0.85 J

67-5225

13.06 + 0.56 + 0.06 2 (886) 10⁴

13.10 + 0.54 + 0.02 J

67-5224 1277 70.74 to 27 212863100⁴

1277 70.75 to 24 J

67-5227 12.94 + 0.94 + 0.54 = 15.76⁶³ 100

12.98 + 0.89 + 0.58 = 5

67-5241 12.68 +0.60 +0.08 2(76) 100°

12.68 +0.59 +0.10 J

67-5243 72.60 +0.62 +0.06 217/6310*

1262 40.60 +0.09 J

67-5255 13.43 +0.53 -0.63 272863 100'

12.72 +0.56 +0.04 J

67-8280 10.65 +0.12 +0.08 2126314

10.74 +0.10 +0.10 J

67-82

13.43 +0.57 +0.08 28 dec 62 100%

+7

67-D3

13.18 +0.58 70.07 Dec 28 62 100"

67-D4

12.66 +0.75 -0.02 26 Dec 62'00"

12.64 +0.57 +0.06 27 Dec 62'00"

67-DB

1323 +0.47 0.00 28 Dec 2008

67-109 1384 -1059 +0.05 28 Dec 62, 100"

67-D11

13.90 +0.59 +0.07 28.11.62 100%

67-D12

13.46 + 0.58

+ 0.05

28 Dec 62 1000

67-913

13.13 +0.54 +0.08 28 Dec 62 100"

67-118

13.00

+0.85

+0.49

28 Dec 2004

67-D19

13.13

+0.56

+0.10

28 Dec 62 2008

67-826 11.14 +1.07 70.89 28 Dec 62 100"

67-D21 1334 +0.58 70.07 28dec62,008