

NS 12-15-14 +27 06 12.1 1963

12.95 +0.63 +0.10 12.94.00"

Loft 26-7

20 51-7

25-51-8

65-27


-47

Varthi cont

10.44 +0.385 3:45 AM  
149261970

10.44 +0.455 3:15 AM 2897670

~~10.44 +0.295~~



$$23 - 6 \quad 13.61 \quad +0.19 \quad +0.25^{1/2} \quad 24$$


$$\frac{13.71}{13.66} \quad +0.15 \quad +0.12 \quad 19 \text{ Aug } 64$$

$$\frac{+0.17}{+0.16}$$

$$7 \quad 11.58 \quad +0.35 \quad -0.02 \quad 24$$

$$8 \quad 11.90 \quad +0.30 \quad +0.07 \quad 24$$

$$9 \quad 12.15 \quad +0.34 \quad -0.07 \quad 24$$



MS 12-14-58 tab 04 9.5

10.54 +0.84 +0.51 "4 Br 64 100" 9  
10.57 +0.78 +0.45 "7 Jun 64 200" "

N6 12-15-07 +26 09 13.4

1488 +0.57 40.79 12 Apr 64 1000



VM46

15.83

+1.50

+0.95

Spencer 2010


15.53

5.55

1.40

PK 1173

13.37 + 1.21 + 0.81 27 Dec 62 1008



Phacelia 1531 T3

13.31 +1.21 +0.89 26 Dec 62 100"

H 1491

15.94 + 0.72 + 0.04

9 Jan 64 2000

Pl. 1095

11.67 + 0.58 + 0.24 He dec 62 100"  
11.72 + 0.56 + 0.22 27 " " "

Pl 1094

14.27 + 1.14 — 27 dec 62 100"

PL 1100

10.45 +0.49 +0.03 26 Dec 100"  
10.49 +0.47 +0.03 27 Dec 62"

Pl 2350

13.99 +1.51 ~~27~~ 27 Dec 62

2355

short? 11.28 +1.20 +1.13 27 Dec 62



PL 1355

13.89 + 1.35 - 27 Dec 2000

PL 2917

10.13 +1.20 +1.06 26 Dec 62-100"  
10.19 +1.17 +1.05 27 " " "

**The Mount Stromlo Observatory**

CANBERRA — A.C.T. — AUSTRALIA

**WITH THE COMPLIMENTS**

**OF THE**

**DIRECTOR**

47-87

12.93 +1245 +1.045 247w70  
13.03 +1.21 (+1.32) 30 out 70  
12.98 +1.28 +1.10 17w70  
12.98 +1.25 +1.07

12.37 +0.48 30 out 70  
12.42 +0.47 31 out 70

12.49 +0.51 29 w70  
12.48 +0.49 ③

47-86 199

$$\begin{array}{r} 14.69 (+1.035) \quad +1.00 \quad 30 \text{ cent } \rightarrow 0 \\ 14.71 \quad +0.925 \quad +0.66 \quad 1 \text{ row } \rightarrow 0 \\ \underline{14.59} \quad +0.99 \quad +0.62 \quad 24 \text{ row } \rightarrow 0 \\ 14.66 \quad +0.98 \quad +0.64 \\ \hline 14.33 \quad +0.34 \quad 29 \text{ row } \rightarrow 0 \\ \hline 14.06 \quad +0.46 \quad 30 \text{ row } \rightarrow 0 \\ \hline 14.20 \quad +0.41 = \end{array}$$

47-85

$$\begin{array}{r} 13.59 + 0.775 \\ 14.20 + 0.76 \\ \hline 14.10 + 0.765 \\ \hline 14.48 \text{ 30 cent } 70 \\ 10.5625 \text{ 1 now} \\ \hline 10.45 \end{array}$$

~~13.36 + 0.12 31 cent 70~~

13.83 + 0.33 29 now 70

13.56 + 0.32 30 cent 70

13.70 + 0.325

47-87

14.28	+0.605	+0.20	30 Oct 70
<u>14.24</u>	+0.645	<u>+0.11</u>	1 Nov 70
14.27	<u>+0.625</u>	+0.15	
	14.03	+0.23	30 Jan 70
	14.06	+0.24	31 Oct 70
	<u>14.15</u>	+0.24	29 Mar 70
	<u>14.08</u>	+0.25	






47-83

$$\begin{array}{r} 14.35 + 0.96 + 0.74 \quad 30 \text{ Oct } 70 \\ \hline 14.39 + 0.965 + 0.625 \quad 1 \text{ Nov } 70 \\ \hline 14.37 + 0.96 \quad 70.68 \end{array}$$

$$\begin{array}{r} 13.86 + 0.325 \quad 30 \text{ Dec } 70 \\ \hline 13.43 + 0.355 \quad 31 \text{ Oct } 70 \\ \hline 13.97 + 0.345 \quad 29 \text{ Nov } 70 \\ \hline 13.90 + 0.34 \end{array}$$



-72° 458

47 Tue -81

11.84 +1.66 - \$ Ben  
 11.93 +1.64 +1.92 27 July 69  
 11.90 +1.66 +1.92 9 Nov 67  
11.92 +1.65 +1.92  
 10.54 +0.92 20.54

10.54 +0.92

11.94 +1.60 +1.82 7 Oct 70  
11.97 +1.635 +2.01 30 Oct 70


11.92 +1.64 +1.92 (5)  
 Shady var

var

5

10.85 +0.885 31 Oct 70  
 / 10.84 +0.975 3 Oct  
 10.76 +0.89 8 Nov 69  
 { 10.51 0.925 25 Oct 71  
 { ~~10.59~~ +0.855 25 July 69  
 { 10.54 +0.92 20.54  
10.72 +0.92 (5)

10.83 +0.92 4B



47 Tuc - 78

<sup>68.5</sup>  
11.30 +0.625 17 Dec 68

11.36 +0.63 18 "

10.99 +0.69 26 July 69

10.91 +0.685 20 Sept 69

11.14 +0.67 3 Oct 69

11.15 +0.66 8 Nov 69


11.14 +0.66 (4)

11.22 +0.61 30

12.01 +1.55 +1.85 <sup>69</sup> 27 July

<sup>0</sup>12.01 +1.54 +1.87 <sup>69</sup> 5 Dec

12.01 +1.545 +1.86



477mc - weekly 78


1133  
1375  
-2.02  
-2.04  
-2.05

-98

next week

<del>11.30</del>			
11.36	( +0.625	17 Dec 68	11-B = +0.60
	( +0.63	18 "	B = 1.338
10.99	( +0.69	26 Feb 69	
10.91	( +0.685	20 Sept 69	
11.14	( +0.67	3 Oct 69	
11.22	( +0.61	3 B	
11.15	( +0.66	8 Nov 69	
		17 Feb 69	12.01
		12.05	+1.55 +1.85
		12.05	+1.54 +1.87

10.55 +0.19





786 ,

10.05 -0.11 -0.65 15 Aug 63 2022  
10.05 -0.10 - - 16 " "

F102

16.12 -0.12 -0.79 15 July 2004  
16.13 -0.18 -0.78 11 June 2004

6-19-15

9.29 + 0.94 = 10.26: Hi High 3.100

F10H

13.86 +0.01 -0.10 15 July 43 500

WU 2 196 2 574 1 202  
274 15.88 +2.72

8279	8280	91	116
18:19	18:19	18:19	18:19
15:79 +0.81	16:12 15:72 +2.72	16:11 +0.71	16:11 +0.71
15:69 +0.73	18:45 15:63 +9.1	16:05 +7.6	16:05 +7.6
15:65 +8.3	19:06 15:63 +8.3	16:04 +8.3	16:04 +8.3
15:64 +8.6	19:12 15:53 +9.0	15:57 +7.8	15:57 +7.8
15:78 +9.3	19:15 15:53 +8.8	16:01 +7.5	16:01 +7.5
15:59 +9.8	20:07 15:52 +1.02	15:54 +7.9	15:54 +7.9
16:43 +8.1	20:37 15:63 +9.0	15:52 +7.9	15:52 +7.9
16:12 +8.6	21:11 15:74 +8.5	16:00 +7.7	16:00 +7.7
15:69 +8.5	21:16 15:88 +8.1	15:54 +7.4	15:54 +7.4
15:69 +8.5	21:16 15:88 +8.1	15:54 +7.4	15:54 +7.4

39  
300 5

the 207 70:15:51  
SMI 16:57 +7.8  
15:88 +8.1  
15:88 +8.1

Ball 58

5.75	+0.69	+0.05	100" 295 ft
5.75	+0.64	+0.04	John ①

**The Mount Stromlo Observatory**

CANBERRA — A.C.T. — AUSTRALIA

**WITH THE COMPLIMENTS**

**OF THE**

**DIRECTOR**