

TT cut com

(13)

10.13 +0.84 +0.35 (3)  
 10.15 +0.87 +0.36 → 24 Oct  
 10.16 +0.81 +0.34 13.11.66  
 10.12 +0.82 +0.35 Aug 17 63 100"  
 10.09 +0.83 +0.34 Aug 17  
 24 Oct 100" 10:53

11.62 +0.35 +0.06  
 (2 Dec 63 100") →

11.60 +0.35 +0.05 " " " 10:55  
 11.58 +0.35 +0.05 24 " " 10:57  
 11.56 +0.35 +0.06 " " " 11:00

11.29 +0.35 +0.12 25 " " " TT cut D

11.59 +0.37 +0.07 26 " " " → 10.81 +0.53 000  
 (23 100")

11.61 +0.36 +0.12  
 10.86 +0.34 +0.06 12 Dec 63 100"

10348-5

① 1183 +0.51 -0.01 ③  
② 10.14 +0.82 -10.38 ④

① 1186 +0.44 +0.01  
1182 +0.53 -0.02  
1181 +0.51 -0.03  
11.14  
10.13 +0.84 +0.35  
② ~~10.13 +0.84 +0.35~~  
13.11.13.14  
17.11.13  
18.11.13

mark 2/AM

03:17	11.03 + 54 + 33	11.25 + 68 + 19
:23	11.03 + 53 + 31	11.27 + 66 + 19
:29	11.05 + 54 + 34	11.26 + 68 + 20
:34	11.06 + 55 + 36	11.25 + 68 + 17
:40	11.08 + 55 + 36	11.25 + 67 + 21
:44	11.09 + 57 + 34	11.24 + 68 + 17
:49	11.12 + 58 + 37	11.25 + 67 + 20
:54	11.13 + 59 + 36	11.25 + 68 + 17
:59	11.16 + 59 + 36	11.25 + 67 + 19
4:04	11.18 + 60 + 36	

DWR

✓ 56702M

17 55.9 + 01 06

March 2<sup>nd</sup> 1964 AM 3:09 11.29 + 51 + 35 11.31 + 61 + 20

:14 11.26 + 57 + 37 11.24 + 66 + 21

:23 11.28 + 58 + 36 11.29 + 63 + 21

:31 11.30 + 59 + 39 11.27 + 63 + 26

:37 11.31 + 63 + 36 11.27 + 64 + 21

:44 11.32 + 64 + 36 11.26 + 65 + 21

:50 11.33 + 64 + 37 11.25 + 67 + 22

:55 11.37 + 64 + 37 11.24 + 67 + 21

4:03 11.37 + 64 + 36 11.25 + 67 + 21

:08 11.39 + 64 + 36

196 - 8279

Dec 1 1965 200<sup>00</sup>  
8280

- 116

20:11	16.44 + 0.85 + 0.30	20:25	15.92 + 0.88 + 0.47	16.09 + 0.75 + 0.23
20:33	16.15 + 88 + 42	20:45	15.97 + 85 + 57	16.03 + 71 + 22
20:53	15.85 + 84 + 36	21:09	15.82 + 89 + 45	15.48 + 72 + 22
21:17	15.64 + 88 + 46	21:27	15.71 + 88 + 41	15.44 + 71 + 16
21:37	15.61 + 82 + 34			15.48 + 73 + 31
			87544	
	27			
	85			
				+37

8278 16.57 + 0.89 + 0.61 22:00  
16.22

TTwt

10.82 +0.31 +0.09 13 Dec 63 100'

10.82 +0.33 +0.07 14 " " "

10.85 +0.33 +0.04 30 Sept 62 100'

10.84 +0.34 +0.06

12 Dec 63 100'

18 Aug 63 100'

11.08 +0.35 +0.04 ② 17 Aug 63 100'

11.12 +0.32 +0.05 5 Sept 62 100'

11.55 +0.37 +0.8

11.63 +0.37 +0.6

11.64 +0.36 +0.5

11.67 +0.35 +0.9

} 24 Aug 62

B

10.13 + 0.84 + 35

10.15 + 0.82 + 36

47

10.11 + 0.81 + 35

10.16 + 0.81 + 0.41

10.12 + 0.82 + 34

10.09 + 0.83 + 37

10.10 + 0.82 + ~~35~~

18.02.63 100'

15

M92-3-65	+0.235	-1.22	11.06	23 Apr 66 100"
-	+0.22	-1.12	11.00	24 " "

-7-18	+0.255	-1.13	10.69	23 Apr 66 100"
	+0.245	-1.15	10.72	24 Apr 66 100"

-10-4	+0.2 <del>5</del>	-1.25	11.51	23 Apr 66 100"
-------	-------------------	-------	-------	----------------

-10-49	+0.235	-1.10	10.70	24 Apr 66 100"
--------	--------	-------	-------	----------------

-12-8	+0.235	-1.24	11.50	23 Apr 66 100"
-------	--------	-------	-------	----------------

-3-13	+0.27	-1.06	10.52	24 Apr 66 100"
-------	-------	-------	-------	----------------



471 we

72	12.53	+1.27	+0.73	11/11	12.28	1.39
78	11.94	+1.39	+0.98		11.82	1.61
77	12.12	+1.52	+1.76		11.82	1.59
76	11.73	+1.54	+2.15		11.52	1.58
81	11.90	+1.66	+1.92		11.73	1.61
87	12.92	+1.23	+0.93		12.40	1.32
65	13.11	+1.13	+0.83		12.44	1.24
66	12.67	+1.34	+0.85		12.36	1.36

Wen 7 11.89 +1.78 +2.41 9/9

48 12.42 +1.28 +1.07 12.30 1.40

92 12.86 +1.26 +1.34 12.15 1.35

90 13.23 +1.02 +0.72 12.55 1.09

115 11.58 +1.57 +1.44 11.71 1.58

~~109 11.89 +1.78 +2.67~~

~~174 9.65~~

479 ac

Lmc 0 10.77 +0.48 -0.48 9/9

Var #5

11.75 +1.68 +2.01 17 July 69  
11.86 +1.67 +1.47 5 Dec 69  
11.76 +1.66 - 7 Oct 70  
11.67 +1.675 +2.01 30 Oct 70  
11.70 +1.67 +2.13 1 Nov 70  
12.09 +1.65 +1.85 24 Nov 70  
11.88 +1.66 +1.98 1 Jan 71

10.46 +0.865 25 July 69

10.42 +0.81 20 Sep 69

10.60 +0.80 3 Oct 69

10.79 +0.83 5 Nov 69

10.56 +0.83 5 Dec 69

~~10.74 +0.83 6 Dec~~

10.70 +0.77 31 Oct 70


11.02 +0.88 29 Nov 70

10.89 +0.84 30 Dec 70

Var 63

12.34 +1.33 +1.12 17 July 69  
11.28 +1.79 +1.61 7 Oct 70  
12.26 +1.68 +1.39 30 "  
12.42 +1.68 +1.25 1 Nov "  
14.27 +1.54 +0.52 24 Nov 70  
15.43 +1.21 +0.04 1 Jan 71

10.23 +1.335 26 July 69  
9.60 +1.17 20 Sept 69  
10.14 +1.335 3 Oct 69  
10.25 +1.21 27 Oct 70  
10.41 +1.40 31 Oct 70  
11.25 +1.875 26 Nov 70  
11.77 +1.875 27 Nov 70  
11.74 +1.87 29 Nov 70  
12.22 +2.02 31 Dec 70



233

11.69

10.49


6 July 69

11.47

10.57

12 July 70

12.33 + 1.23 + 0.865 29 mg 70



47-14

14.80 +1.05 +0.55 24 nov 70

<sup>1</sup>/<sub>2</sub>

14.60 +0.90 +0.65 27 Jan 70


<sup>1</sup>/<sub>2</sub>

(14.32) (+0.40) 29 nov 70

14.12 +0.32 31 Dec 70

14.19    +0.35





1080 - 93

1077  
42 - 52

1005

777m-300

10.55	+1.01	20 Sept 69
10.34	+0.94	25 July 69
10.65	+0.955	3 Oct 69
10.91	+0.91	17 Dec 68
10.91	+0.91	18 " "
10.91	+0.91	

$$2 - B = +1.2$$

$$B = 1.350$$

10.77      10.875      30 Nov

11.68 + 1.62 + 1.85 = 17.15

~~10.78~~      +0.95      0 B

1223

471 ac - 300

<sup>249</sup>

10.91 + 0.91 17.5 Dec 68 (2)

10.34 + 0.94 25 July 69

~~10.55 + 1.01 20 Sept 69~~

10.65 + 0.96 3 Oct 69


10.53 + 0.93 8 Nov 69

10.62 + 0.95 (4)

10.78 + 0.95 6B

17 July 69  
11.68 + 1.62 + 1.85

11.93 + 1.62 + 1.97 (M)



-229

13.71 + 0.29 21 Dec 70

13.76 + 0.345 7 Oct 70

13.82 + 0.335 29 Nov 70

13.76 + 0.32

14.13 + 0.78

14.07 + 0.83

14.10 + 0.805 + 0.325

10.35 + 0.78 24 Nov 70

10.30 + 0.83

10.30 + 0.325



-227


<sup>443</sup>  
3 11.07 +0.645 <sup>31 Oct</sup> 70<sub>65</sub>  
10.91 +0.685 8 Nov

11.90 +1.56 +1.93 17 July 69 10.92 +0.64 3 Dec 69  
11.94 +1.57 +1.94 7 Oct 70 10.82 +0.76 20 Sept  
11.93 +1.565 +1.96 10.71 +0.725 25 July 69

~~11.03 +0.67 Brooke~~  
10.89 +0.75 (4)

11.03 +0.67 Brook





47-92 ✓ 12.79 + 1.28 + 1.21 24 Nov 70

12.87 + 1.24 + 1.26 30 Oct 70

12.87 + 1.22 + 1.16 1 Nov 70


12.84 + 1.24 + 1.21

12.29 + 0.495 31 Dec 70

12.28 + 0.48 31 Oct 70

12.34 + 0.48 29 Nov 70

12.30 + 0.465



0.189

AR

CW Ser

IT 50.7 +6 14

1:58	11.84	+35	+19	11.73	+65	+15
2:04	11.76	+33	+23	11.74	+63	+15
2:09	11.73	+31	+22	11.73	+62	+17
2:14	11.64	+31	+22	11.74	+63	+14
2:20	11.68	+30	+22	11.74	+63	+14

VHS 13 320 505


32-9 50 57 00

-32 02

13.4 A7

CD-32°39I

40



34-11 01 02 10

-33 49

13.83 +0.06 to 1015.148

