

1237 ✓ 9 03 77 -48 30.5 12.3 00⁺ 2

1189 + 0.815 - 0.075 22 Jan 15

269.3

-1.2

1238⁰ 9 603 54 -48 16 12.3 08-20

11.14 +0.945 -0.225 20 Jan 15

265.2
-0.9

11+55 725 0 PM
+040 -117 C
-50° 1914 08 55 41 -50 43 90 -
Var?

~~9.61~~ 9.61 +0.745 +0.235 3 u e n r 7 y
~~9.51~~ 9.51 +0.77 +0.225 2 u e n r 7 5
9.57 +0.705 +0.28 5 m a n g 7 5 2 7 "

blue

244-10

~

810156

8

5

10

-5

27

109 140

-058 +021

5 mg^{1/2} S₂ S₂

10.26 +0.87 +0.62

10.03

+0.305

18 pairs

Blue

76006 O

1151 8 50 43 -49 28 8.6 F5T6

-4301429

733 +0.66 +0.41 ① Premier

731 +0.71 +0.34 19 Jan 75

737 +0.71 +0.35 12m Jan 75

268.7


-3.3

95761

SS1175 08 49 11 -47 26 85 F8I8-II

-4702740

8.29 +0.78 +0.64 3 Nov 74
8.23 +0.80 +0.59 4 Jan 75
8.24 +0.79 +0.64 22 Jan 75
8.29 +0.83 +0.62 12 Mar 75



-4702653 ~

55150

8

48

37

-47

49

8.5 120

-4704229


8.20 +0.97 +0.70 1.8min

-0006 +053

8.13 +0.94 +0.705 5mg 75 24"

7.81 +0.36 18 July 75

Sum



W of TN ~

-4702631 8 42 53 -47 45 10.5 10.5 PV

+035 +054


5 mg²⁴ S₇₅

994 +0.74 +0.36

978 +0.28

11 Jan 75

Done



(11) N

-46 05914 8 43 37 -47 01 114 -


BPM 33685

11.95 +1.595 +1.62 19 Jan 75] wrong
11.10 +0.66 20 Jan 75

Cape -71 +54
BPM -47 +40

1109 +0.705 +0.28 21 Jan 75

(12)



B

-440/805

9

43

56

-50

17.5

11.0

-


-01700670

10.87

+0.635

+0.025

14 June 75



2004

B

-4602464

4

48

19

47

18

8.4 F2


-0056+016

811

+0.425

-0.06

19 Jan 75



HD75292 B M=050

-7503094 8 46 34 -75 57.5 8.8 F2

-4504545
-0034 +002

8.23 +0.425 +0.02 14 June 15

265.5

-1.6

B

-480 1933

9 46 27

-49

03

10.3

2.8

-064 -011 C

9.91

+0.635

+0.08

19 Jan 75

-4403414 ✓ 9 05 39 -45 01 9.0 85

5.61 +0.02 -0.455 20 June 25

GV

-4704662

9

05


42

-47

49

8.0 B9

-4703077



78500

-50°20'27"


9

06

08

-50 56.5'

50 R9



-4603421

9

06

48

-46

74-

09

9.0

189

-4403443

09

07


05

-44

27.8

2.0

88



-440347

09


07

13

-45

0215

8.5 BS



-4203323

9

07

18

-43

15

98

09

1872
1873
1874
1875
1876
1877
1878
1879
1880
1881
1882
1883
1884
1885
1886
1887
1888
1889
1890
1891
1892
1893
1894
1895
1896
1897
1898
1899
1900

SS1247
-4503461

9 07 30

-46 09

9-0 B2

OB

14078785

8.60 10.52 -0.44 C

2681

+1.0

1249

9

08 04

-46

12


112

OR

268.2

41.0

19224-4808
09 08 26 -48 38.5 9689



5002094

9 08 36

-51

00

106

B9

20/1/11

25.5.11

21-4-13

08
9.08 42 -43 47 10.3 082

1251

-4303847

8.57 + 0.68 (1.44) 80.5 IF

9.4 B

26.5

427

4703112 9 08 44 -47 44.5 10.2 09

20/1/19
R.S. 4/1 Eq
-11-580

1252 9 88.57 43 86.5 116 0B2

266A
+29

66 HD79039

-4604468

-7603456
991 mBy

9 09 00

-47

22.5

6.9 68

6.8E-0.12E -0.545 Corin stop

D691

103


CC

-48° 44' 79

9 09 14

-49 11 7.2 85

KLCC 044



~~BU~~ ~~11-0-076!~~

BU

-4604964

9 09 20

-47 01.5

9.0 BF

-4603457

1253

9 09 34

-47

34.5

11.0 0B

269.3

48.2


n=071

Again

-5202011 9 09 37 -53 02.5 95 40

972 0.00 -0.07 21 June 75

①



-4703126

9

09 50


24.

47

37

9.5

B9



-5101957 9 10 03 -51 55 10.4 BF

32

11

12

13

14

15

16

17

18

19

20

21

22

23

24

25

Handwritten notes in the right margin, including the number 32 at the top and a list of numbers 11 through 25. The text is faint and partially obscured by a vertical red line.

Perbergby Ummund Värdar 6696

-4405206 551255 007

17193654

9

10 18

-44

465

140 99186

8 92 in 54

4.94 + 0.235 - 0.57 0.31a . Comin st

2674
122

74243

-5101556

9

10


20

-51

47

92

89



248243

9

10 20

-51

55

210 BF

94276

Probability Unimodal Variables 101029

-5103575.

9

10

20

-52

00.5 8.5 BF

-5101512

