

5172

13

44 45


51 17

464969

422-16315²⁰²³

αPps e sec 04 914

$\frac{914}{4.19} = 219.8$



HR5183

13 45. 28 + 6 30 6.35

6.33 + 0.63 ^{0.15 6mm} + 0.16 5/8 ~

6.30 + 0.61 + 0.105 3Apr 70


6.32 + 0.62 + 0.14

6.03 + 0.20 4Apr 70

5.97 + 0.21 1mg 70

6.00 + 0.215

Spencer
meter



4125183

4702692 13 45 30 +6 30 4.32+62

Spinn 1105183 +20 2692 +306d

-3"8

10.23 +1.20 +1.16

9.28 70.49 150p64

9.32 +0.45 25p07


9.42 +0.48 8p07

9.37

+0.465
+0.48

8.86

6.56



8515

13 51 52 - 82 31

5.94 + 146 + 157 C

5.10 + 0.54567_{mm}²

5192 13 47 43 -34 18 4.40 g ml

5189 13 47 17 -35 33 4.52 60 g ml

73

7mml 2.36

8mml 2.38

17mml 2.325

21mml 2.335

31mml 2.26

23mml 2.34

416

414

420


415

426

415

118

416



5152

18

47

43

345

81

4409M6

4.20 + 1.45.5 + 1.05

17 Jan 73

4.23 + 1.52 + 1.30

21 Jan 73

5187 13 45 47 -17 43 5.44 01.11

5196 13 48 14 -17 54 5.4 01.11

ΔA

4.20 + 89

2.5

.515 31 Mar 73

428 + 0.86

.520 3 Apr 73

.515 11 Apr 73

.530 13 Apr 73


.510 20 Apr 73

.500 22 Apr 73

.48 7 May 73

.48 8 May 73

.51 17 May 73



51 69- 08 44 81 H615

180+ 174
S.74 1173 +2-01 C

HR 5.196

13 48 14 -17 59 50 +105

4.54 +106 (91) 2.532


19 Jun 72 4.93 +1.07 +0.85
 (1) 20 " 5.60 +1.04 +0.88
4.96 +1.06 +0.88
 +0.1

0.95

4.09
 52
 3 + 0
 455
 38

4.45 +0.3727 Jun 72
 (4.44) +0.38531 Jun 72
4.45 +0.375

4.35 5



8161 13 47.1 -17 53 5-12g 112

5196

5.08 +1.05 +0.88 11 Jan 64
4.97 +1.03 +1.47 0.47? 17.11"


121056 13 51 55 -35 09 6.18 +1.02

HRS 224

~~5.81 +0.34 2 Apr 70
5.83 +0.33 3 " "
5.82 +0.335~~

5.55 +0.34 4 Apr 70
5.61 +0.38 7 Apr 70
5.59 +0.385 (2)

6.18 +1.04 +0.84 26 Apr 69
6.18 11.02
6.19 +1.06 +0.80 5 May 69
6.18 +1.04 +0.82



5209


12/4/6 13 54 12 -46 26 5.82 +1.15

5.78 +1.12 +1.08 31 Jan 70
5.82 +1.14 (2.24) C

5.42 +0.275 2 Apr 69 ✓
~~5.41 +0.365 3 Apr 69~~
5.42 +0.365

5.14 +0.435 4 Apr 70
5.18 +0.415 7 Apr 70
5.16 +0.425 (2)

5.14 +1.11 (2) (106)




492

5296 13 55 49 -22 53 6.14 + 1.83

6.12 + 1.405 + 1.63 S
6.14 + 1.42 (2.96) C
+ 1.63

5.35 + 0.535 6M₁₇₄



5251 13 57 22 -50 13 5.91


+0.96

5.93 + ~~0.98~~ + 0.615 15 mg 74

5254 13 57 13 +14 47 6.03
21.06

896

601 +136 +165 PM 74



5259

13 59 33

-40 85

6.18 + 1.25

6.12 + 1.265 + 1.305 S

6.13 + 1.25 (+1.31) C

5.43 + 0.475 6 min¹⁴

5.58 +1.53 +1.085 27 Aug 72
5.63 +1.585 +1.02 3 Aug 72

Q Apr 1972

5.64 +1.61 +0.91 17 Aug 72

5.29 +1.61 +1.21 425.10
5.29 1.59 1.20 426.04
5.40 2.78 +1.81 441.08
5.39 2.78 +1.81 442.06
5.79 ~~2~~ +1.61 +1.06

5.59 +1.58 410.6
5.77 +1.59 +1.04
5.59 +1.60 +1.18
5.60 +1.57 +1.05
5.62 +1.57 +1.04

5 Aug 72
21 Aug 72
25 Aug 72

Over

386.15 5.17 2.62 177

387.11 5.24 2.68 1.79

388.11 5.20 2.68 1.82

390.14 5.22 2.71 1.78

300 3.00 +1.78

2.94 +1.79

1473.93 3.02 +1.79

27 Aug 72 2.87 +1.81

443.05 5.33 +1.59 +1.27 469.0

445.09 5.42 +1.62 +1.14 466.60

1472.05
1464

1452.54

1474.92

1552.87 5.64 +1.65 +1.64

1570.97 2.94 +1.76

1556.89 5.63 +1.60 +1.60

1571.87 3.01 +1.75

1558.86 5.66 +1.58 +1.07

1559.87 5.64 +1.62 +1.65

1572.87 5.56 +1.57 +1.12

1134 5.58 +1.50 +1.055 3 July 71
 1136 5.47 +1.57 +1.10 6 July 71
 1138 5.57 +1.60 +1.165 25 July 71

Alpha (cont)

950 5.10 +1.60 +1.23 29 Dec 70 95^N 2.65 +1.73 31 Dec 70
 954 5.09 +1.65 +1.21 2 Jan 71 955 2.64 +1.75 3 Jan 71
 967 5.27 +1.625 +1.16 15 Jan 71 100^N 2.88 +1.79 21 Jan 71
 1025 5.52 +1.57 +0.99 14 Mar 71 1023 2.78 +1.75 12 Mar 71
 1035 5.50 +1.57 +1.01 24 Mar 71 1034 2.72 +1.75 25 Mar 71
 1049 5.43 +1.605 +1.10 7 Apr 71 1050 2.64 +1.73 8 Apr 71
 1051 5.36 +1.62 +1.115 15 Apr 71 1050 2.63 +1.725 14 Apr 71
 1064 5.80 +1.57 +0.955 22 ^{Nov} 71 1057 2.93 +1.745 15 May 71

1066 5.83 +1.55 +0.94 24 May 71
 1068 5.87 +1.53 +0.96 28 May 71
 1070 5.85 +1.56 +0.97 30 May 71

R-I over

AN
5261 = 0 Ap

14 02 04 -76 39 5.5 MY2.90
3.52
5

2	346.5	5.53	+1.55	+1.05	5 May 69
129 625 5	379.5	5.54	+1.55	+1.04	7 June 69
	404.5	5.78	+1.55	+0.92	2 July 69
	425.5	5.67	+1.54	+0.85	23 " "
	446.5	5.53	+1.57	+1.01	13 Aug 69
	450.4	5.57	+1.56	+1.00	17 " "
	76	5.56	+1.60	+1.06	12 Sept 69

2.70 1.70

382

237

215

607

15

3.03 + 1.83 30 pencils

227
22
50
607
135

12/14/55

50 95- 28 -56 05


1985

5.98 +1.21 +1.175 5

5.98 +1.20 (208) 6

+1.23

5.81 +0.455 67Mar74



122563 14 00 54 + 9 51 6.20 + 90

0110
Course

17m 70

5.77 + 0.41
5.67 + 0.395

29 Apr 69

5.64 + 0.39

~~5.69~~ + 0.40

5.70 + 0.410

John

5.75 + 0.405

6.14 + 0.91 + 0.27

5276

14

02

41

-5

15

34

6.40 + 132 + 157 C

5.75 + 0.405 6.155

5.76 + 0.48 6.24

5.75 + 0.48

5286 14 04 20 42 57 6.20 +0.58

6:19 +1.01 +0.70 19m 74

3289 14 06 01 -63 04 640+1.0

6.42 +1.03 +0.705 16mm⁷⁴

5249

14 08 01 - 70 10

6-04 + 174 + 1.83 C
6-06 + 174 + 1.96 S

501 + 0.746 M₀ 74

5308 14 11 15 -53 32 5.56 +1.44

558 +1.46 70.96 19 May 74

5309

14 10 43

-24 13

4.34 + 135

2-43

6.35 + 1.35

+ 1.54 S

(1.57) C

5.62 + 0.505 6th Mon

74

5312

14 11 04

-27 07

5.08116

5.08 + 1.155 + 1.12 S

5.07 + 1.19 + 1.04 3 Apr 23

5.08 + 1.16 (2.24)
2.14 C

5.08 + 1.16 + 1.13

4.46 + 0.435 18 Jan 23

4.51 + 0.415 10 Apr 23

4.43 + 0.426 Mar 74

4.47 + 0.425 ③

4.05 ✓

$I_2 = 350$

+ 1.5

6.39 + 1.57

5319 14 13 20 -53 22

1535

6.41 + 1.565 + 184.5 8.54 + 0.645 + 13m.17

