


4520 12 57 29 +17 35

3.80 +0.715 2N

$\frac{3.74}{3.77} + 0.725 \frac{132m7Y}{+0.735}$

4.82 +1.57 +1.98 2N

4.79 +1.57 +1.92 C



4525

12 59 04 -3 12

5.58 + 1.12 + 110 C

5.50 + 0.37 67m 74

5.47 + 0.38 15/10/74

5.48 - 0.375

4524

12

59

40

+N

A

5955

595 +0.54 +0.70 15mg 74

4938

13 02 56

-41 00

6.22 gmy

4938

~~4941~~

6.33 +1.70 +1.95

6.25 +1.69 +1.92

6.27 +1.67 —


5.61 +1.11 +0.85 7 June 69

5.59 +1.07 +0.86 12 " "

5.59 +1.06 — 2 July 69

5.59 +1.05 (2.12) ⁺⁹¹ c

4126



4541

13 64 53

-41

25

5.60 +1.07 +0.87

5.09 +0.36 +0.15 +0.99

4646

10

04.0

ect

05

ILLUM 795

5.56

+1.60

+1.57

112877

2 W 2 1944

KTC

+1.41 N
+0.78 (3)

5.52

+1.58

+1.50

2 W 2 1944

2 W 2 1944

4456 13 06 30 +27 43

6.23 +132 +1.61

5.49 ~~0.44~~ 27 Jan 72

5.47 +0.475 20 Jan 72

5.50 +0.49 27 Jan 72

5.45 +0.515 5 Dec 74

5.53 +0.50 13 Mar 74

5.49 +0.495 (5)


5.00
6.05
-1.05

-72 3.68

4958 13 07 26 -22 57 4.94 +1.05

4.55 +0.38 30 Aug 73
4.50 +0.37 3 Sept 73
4.52 +0.375

499 +1.025 +0.885 31 Aug
22



HR4959


13 07 40 -9 22

Britain

6.4 110

	C	6.31	+1.02	+0.80
19 Jan 72		6.30	+1.01	+0.73
		<u>6.30</u>	<u>+1.015</u>	<u>+0.765</u>

5.87	+0.355	Japan ⁷²
5.87	+0.365	27 Jan 72
<u>5.87</u>	<u>+0.36</u>	



4660 13 07 42 +10 11 5.8 g 120

5.75 +10.45 +0.84 157mg 74

5.33 +0.355 154mg 74

4962 . 13 023 117 06 605125II

5.90 +148 +1665
5.91 +148 +168
5.90 +148 +167

112874
19281966

~~+0.625~~
5.13 +0.64 3.0
5.12 +0.61 13mm H
5.12 +0.625

4964 13 08 16 +37 35 6.09124

S.S.S +1.17 +1.07 19 May 74

4982 13 11 88 -42 32 620+106

5.72 ✓ +0.355 15.974

4984

10 09.7

-124

3/

6.3110.11

6.33

+0.975 +0.745

112874

5.82

+0.34 B₇₄

4696

13

10.1

+97

19

5.66 moths
~~5.66~~

5.76 + 1.53

+ 1.83

112874

4.82

7070 13 moths

4.83

7070 150 moths

4.82
7070

4557

13

11

08

+18

55

6.4

68TH

6.7 70.24 15.977

4944 13 12 20 -58 31 5.89 +1.08

5.39 +0.37 15 Apr 74

4992

13

10.8

+18.559

6.276899

6.12 + 1.215 + 1.19 11.2874

6.15 + 1.19 + 1.20 / 30 June 1942

5.14 + 1.195

6.14 + 1.20

5.19

5.51

70.45 13.74

5.51 + 6.45 15.1474

5.51

70.45

4994

13 12.0

-69 25

6-36+121

565 +0.435 102674

4458

13 13 02 +11 30

+0.67 Jand

5.67 +1.50 +1.86

476 +0.655 67m⁷⁴

472 +0.66 12m⁷⁴
474 +0.66

4599 13 13 81 36 12 6.16+0.97

5.74 +0.325 157p 44

5001

HD114946

13 12 24 -19 46 5.32 +87

4.88 +0.33 7 Apr 70

4.80 +0.35 4 Apr 70

4.88 +0.32 26 Jan 69

~~(4.58 +0.29) 2 Apr 69~~


4.81 +0.33 3 Apr 69

4.84 +0.34 (4)

+0.3

32
13.

5.30 +0.89 +0.44 26 Apr 69



5606 12 15 12 31 12 5.10 + 1.96

4.68 + 0.315 1.8074

5607

13 14 47 H9 13

6.416 + 0.96 + 0.75 ~~0~~

6.06 + 0.34 + 0.975

5012

13

15.6

-71

46

6.03 + 1.05

5.17

70.545

18.674


5022 13 17 04 434 15 5.8 gms

5.78 +1.36 +1.545 15mg 74

452 65 III 24

5041 13 22 50 -64 20

$$\begin{array}{r} 4.23 + 0.305 \cancel{25} 423 \\ 4.15 + 0.295 \cancel{25} 423 \\ \hline 4.19 \quad 70.30 \end{array}$$



5044

13

21

24

47

35

5.472 + 0.58 + 0.72

4.91 + 0.335 + 0.977

5053 13 23 02 +12 35 6.4 MB III

5.97 +0.365 15 Apr 74

6.43 +1.08 +0.875 15 May 74

5054

116713

13 24

24

-39 34

5.1 B47

+122


4.70 +0.39 2.02

4.69 +0.36 18 Aug 69

4.74 +0.375 22"

~~4.72 +0.37~~

4.71 +0.375



5060

13

25

11

14

21

5.69+1.47

488 10.52515074

5075

117267 13 27 42 -1 13 6.36 100

609630


6.42 + 1.11 + 1.12 C

74
5.94 + 0.376mm

5.94 + 0.365 20⁷²

5.94 + 0.375 27⁷²

5.96 70.37



1405082

13 30 40 -77 25

6.60 + 45 22"

9.5 + 92 ←

155 528 - 128 +

-18

11.42 + 1.27


8.95 + 0.355 25 may 71

8.96 + 0.34 25 mar 71

8.95 + 0.35 23 may 71

8.95 + 0.355

~~10.74 + 0.455 25 mar 71~~



5086

13 28 29 +7 20

6.14 + 146 + 1.79 C

5.39 70.56 67_{max} 74

5092 13 30 31 -28 15 6.16 +1.03

5.67 +0.35 150924

5095 13 30 24 -6 06 4.69 gm3

5111 13 33 57 -5 15 5.75 G6 14

73

5 may 1.04 6.74

6 " 1.04 6.74

8 1.02 6.77

17 may 0.985 6.785

21 may 0.975 6.785

27 June 73 1.02 6.77

2 July 73 0.985 6.785

23 Aug 73 1.01 6.78

5104 13 33 02 -83 10

1.28

6.44 +1.26 (2.35) C

6.48 +1.245 (1.28) S

5.93 +0.445 (5.97) Y

5117 13 35 07 -34 19 6.46 +1.23

6.01 +0.355 15 Apr 14

215

21

59

37

net

45

5.7gM2

5.20 + 1.58 5.814

5.76 + 1.58 5.814

4.66

5.5

2.5

4.64

5.814

40.89

67M24

S124 13 36 51 -57 24

+86


6.01 + 1.14 (2.10)C

6.01 71.15 +0.855 S

6-03 +1.64 +1.415 24 Jan 70
6-07 +1.66 +1.42 28 Jan 70
S134 (6-07)

5-28 +1.62 +1.40 31 Jan 70
6-11 +1.66 +1.33 9 Feb 70
6-55 +1.62 +1.06 26 Feb 70
~~6-43~~ +1.605 +1.15 11 Mar 70
5-86 +1.65 +1.31 3 Apr 70
5-74 +1.665 +1.325 6 Apr 70
5-56 +1.70 +1.42 28 "
5-58 +1.67 +1.455 15 May 70
5-50 +1.67 +1.435 26 May
5-56 +1.675 +1.43 28 May 70
5-58 +1.645 +1.455 30 May 70

3-85 +1.62 25 Jan 70
3-59 +1.66 13 Feb 70
3-76 +1.74 27 Feb 70
3-85 +1.74 1 Mar 70
3-51 +1.61 4 Apr 70
3-58 +1.58 7 Apr 70
3-55 +1.59 12 Apr 70
~~3-83 +1.555 30 Apr~~
3-51 +1.615 1 May 70
3-55 +1.595 11 May
4-06 +1.58 27 May
3-98 +1.59 29 "



OP-I, Over

Var 61 days

HR
5134

13 27 56 -49 47

5.6 gm 7

2439120

5.68 +1.61 +1.44 23 July 69

6.12 +1.59 +1.27 17 Aug 69

6.13 +1.62 +1.29 19 " "

2440267.1

5.88 +1.62 +1.49 14 Feb 69

313.1

6.27 +1.59 +1.18 1 Apr 69

337.1

6.21 +1.60 +1.20 25 Apr 69

347.1

6.22 +1.61 +1.23 5 May 69

5.99 +1.42 +1.18 7 June 69

5.88 +1.62 +1.38 12 June 69

MNASSA 22
m

p 112

5.15

6.05

5.71 +1.65 +1.49 2 July 69

5.64 +1.62 +1.45 17 " "

1539

3.62

+1.56

30 Jan. 69

3.60

+1.46

25 July 69

4.15

+1.625

18 Aug 69

4.02

+1.62

22"

5.77 (1972) 1553

5.134 119 426
3.87+1.65 1468.94
3.95+1.64 1469.50
3.86+1.65 1473.52
3.78+1.64 27 July 72

5.75 +1.69 +1.51 20 Aug 72 1478


5.68 3.57 +1.58 441.07 1440.07
5.72 3.60 +1.60 442.06

5.64 +1.65 +1.49 443.07
5.73 +1.72 +1.49 444.07
5.75 +1.66 +1.49 444.07

5.64 +1.80 +1.69 1552.86
6.61 +1.72 +1.63 1556.88

6.03 +1.665 +1.40 22 July 72 1460
6.10 +1.68 +1.41 1472.04
6.09 +1.665 +1.425 1472.83
6.07 +1.68 +1.38 1474.61
5.96 +1.655 +1.38 24 Aug 72
+1.65 +1.38

6.08 +1.63 +1.35 21 July 72
6.04 +1.63 +1.35 25 July 72
5.97 +1.61 +1.38 27 July 72
A. 5.88 +1.66 +1.50 3 Aug 72
B. 5.58 +1.71 +1.63 17 Aug 72



5135 13 37 42 -39 35 6-36 any

4.79 + 1.24 11 June 69

5.04 + 1.215 2

6.26

(+1.62)

(+1.69)

17 July

6.31 + 1.65

+ 1.74

18 April 69

6.26

+ 1.68

+ 1.77

26 "

~~6.28~~

~~+ 1.67~~

~~+ 1.78~~

6.33

+ 1.685

+ 1.81

7 June 69

6.27

+ 1.67


+ 1.74

2 June 69

6.29

+ 1.67

+ 1.78



5136

12 38 04 -39 55 5.60 +1.30

5.63 +1.305 +1.42-5
5.40 +1.30 (2.37) 0
1.42

~~5.58 +1.305 6.285~~

491 +1.305 6.285

5137

13 37 37

37


+18

24

6.29126

6.49 +1.205 +0.97 9mm74

5.55 +0.41 6mm74
5.55 +0.445 13mm74
5.55 70.445



5145'

13 89.3

+28 20 6.22 102


889

6.25 +127 +1.43 9mm 24

5.60 +0.49 13mm 24

1077

6.23 +129 +1.50 2N



5152

13 41 06 -50 38 6414167

6.45 +166 +2.09 5

5.30 +0.80 6m24

5166

13 43 07

-25

21

6-21+138

6-22 +1.86 +1.615 5 5-48 +0.516 Mar 17
6-21 +1.38 (2.44) C +1.54 5.58 +0.50 13 Mar 14
5.53 +0.505

