


HR1877 5 31 43 -38 32 547 102

5.47 +1.22 *low*

5.51 +1.19 +1.35 20 Jan 1968


5.46 1.23 (1.33) *low*

5.48 1.22



HR1881 5 31 57 -35 09 5.75 NO

5.80 +1.06 +0.58 20 Jan 1969
 $\frac{5.76}{5.78}$ $\frac{1.09}{1.02}$ case
+1.07



(1908)

37171 5 35 32 +11 01 60 N5 III

6.05 +1.60 +1.81 26 Oct 70

5.90 +1.60 +1.93 ② J


5.01 +0.645^{27 Oct} 70

5.09 + 70 ② J

5.05 + 70 ② J

37

11




37142 5 34 08 -33 06 5.24 +1.12

R1

1409
5.77 +112 -C R1 II
5.77 +111 +1015 3 Jan 72
5.77 +115 +1015

~~5.78 +0.42 20 Sept 69~~
5.73 +0.39 3 Oct 69
5.30 +0.37 20 Nov 69
5.26 +0.38 (2)

5.31 +0.395 3 Sept 69
5.28 +0.385



HR1930 5 34 34 -58 53 6.49 102

6.75 +1.45 +1.80 20 Jan 69

37763

1953

5

33 02

-76

21

51812411

5.17

+1.13

+0.825

2 Dec 72

5.19

+1.13

+1.19

3 Jan 72

5.19

+1.13

+1.14

3 Jan 72

5.18

+1.13

+1.165

4.57 + 0.40 1 Dec 72


4.96 + 0.395 3 Sept

4.57 + 0.39

1970

5 40.6 -1 38 6.49 112

5.42 + 0.60 30h²5



1686 5 44 48 4- 61 17 1911 Henry

① 588.04 B.C.S

1987

5 44.1 +9 30 5.80 +88

5.39 +0.305307415

2002

5

47

10

+24 33

49621E

(RF)

+40?

442 +0.365 185_{set}D

1411

2014 5

48 23

79

52

5.79 + 87 + 62

Hydra

~~water~~

cent

5.74

5.743 + 0.295 = 6.038

5.39

+ 0.30 = 5.69

5.44

+ 0.30 = 5.74

5.42


+ 0.30 = 5.72

506

462

432

100



35019

5 48 56 +14 18 5.7 69

2016

5.56 + 1.00 - 0.823 Jan 72


5.55 NAD 5-B

NAD

+0.34 (2)

18 Dec 71

19 Jan 72



MOV RT

2015 5 49 39 +32 67.5 624 013 III

2028 5 51 00 +33 54.5 621 027 II

6.24 +1.76 4.48 +1.115 107.66

6.30 +1.16 +1.585 4.98 +1.005 28 Oct 75
4.99 +1.015 26 Nov 75
1.011

5

5.98 +1.55 +1.65 4.99 +0.765 28 Oct 75 Var
5.21 +0.905 26 Nov 75


2037 5 80 33

+1 51 476 122111

4.04 +0.505 2410072

4.04 +0.485 100072

4.04 +0.445



89523 5 49 14 -56 11

$$4.50 + 1.10 + 0.54 \quad \checkmark$$

$$4.48 + 1.105 + 0.54 \quad 2.99 \text{ (approx)}$$


$$\begin{array}{r} 4.48 \\ \hline 4.49 \end{array} + 1.10 + 0.54$$

$$4.48 \quad 4.63 \quad + 0.39 \quad \textcircled{2}$$

my

HP2043 5 50 42 -29 27 644100

6.43	+1.48	+1.73	250m69
6.44	+1.48	+1.72	26"
<hr/>			
6.44	+1.48	+1.72	



HR2051

5

52

40

43

14

C

6.30 + 1.29 + 1.47

~~Notes~~

1?


6.31 + 1.27 + 1.45 A

6.30 + 1.29 + 1.47 C

5.64 + 0.47 20 Jan 72

5.67 + 0.465 27 Jan 72

5.66 + 0.465



Wilson
3686

5 53.2 +49 016483

—1.68

4039743

(2054)

2-48 +0.98 +0.66 March 25 62

3707 5-54.0 +11.3/ 6.1 6.5

2076

5.90 +1.13 +1.11 23 v l o c s

2087

40176

5

53 59

-37

68

50100

$$4.96 + 1.11 - 6$$

$$\frac{4.88 + 1.10}{4.92 - 1.105} + \frac{1.07}{1.07} \text{ Jan 72}$$

$$4.96 \quad \text{MRS } 4.53 + 355 - 2 \text{ Dec 71}$$

$$\text{MRS } 4.45 + 0.36 \frac{16.5496}{4.50} \text{ Jan 72}$$

40105

5

53

30

-50

23

~~6.57+50+68~~ 485

~~6.52+90~~ -

C

2093

5 55.3 +1 13 6.36 N2

5.36 40.56 2670015

1982

May 22-26 '84

3829 @ 03.2 +29 31 6.3 M4

+57-15 +78 2466

+575-16 +74 2866

+59-15 +77 28

+575-15 +77

6.02 +1.63 +1.77 March 25 62

(2146)

6.02 +1.67 +1.83 27 Nov 65

6.05 +1.64 +1.83 30 "

6.06 +1.66 +1.82 1 Dec

6.03 +1.47

6.04 +1.64

+1.85

+1.78

23 Dec 65

19 28 66

6.05 4.60 +1.42 3 Dec

6.04 4.44 +1.35 4 "

-35.556

2097

5 5 5.6

-1

01

6.33

NO

5.68 + 0.36 26775

2120

5-

58


13

-42

49

3.55 11/10/14

3.35 10.415 ①



2136

6 00.3 -14 30 6.19 +96

5.76 +0.355 2670075

2144

6 02.3 + 5 26 5.73 527

5.20 -10.33 267015

2145

6 02.3 44 10 56.2 +104

5.16 10.335 267075

2151	6	01	46	-	60	06	6.44	+1.55
6.44	+1.58	(2.35)C				4.83	(+1.14)	1320074
6.41	1164	+1725	1520	74		4.91	+1.15	2720074
6.44	+1.58	+1.77	③			<u>4.54</u>	<u>4.14</u>	


5.18 + 1.31 = 2.84

HR 2151 6 01 44 -60 06 6.51 MI

6.32

6.52	+1.58	+1.81	20 Jan 69
6.43	+1.56	+1.78	14 Feb 69
<u>6.40</u>	<u>+1.59</u>	<u>+1.71</u>	1 Apr 69
6.44	+1.58	+1.77	

6.44 +1.58 2.05 after



3853

G 04.9 +41 04

2153

6.36 +1.05 +0.82 ^{100 FT} Roman

6.35 +1.03 +0.87 March 25 62

3897 6 07.8 +65 44 5.4912

(2165)

5.32 +1.33 +1.46 244263


5.34 +1.34 +1.42 25...

5.33 +1.34 +1.44

HP2166 60534 21 48 602M4

var?

5.76	+1.61	+1.82	147.869
5.86	+1.61	+1.76	1 Apr 66
<hr/>			
5.78	+1.64	+1.79	



3.857 6 05.5 -19 10 5.5 gm²

5.26 +1.67 +1.97 27 mm⁶⁵

2169 5.27 +1.64 +1.94 7 mm¹¹

350
355
445

5.33 4.01 +1.17 5 mm¹¹

5.23 3.60 +1.01 7"

2164 6 07 44 +22 11 5.89 g 104

5.93 +1.61 +2.045 82674

5.00 +0.685 10274

4.97 +0.695 137074
4.98 +0.69

2183

42341 6 08 12 -14 39 5.7 12-

5.68 +1.13 +20 14244

5.55 +1.16 - C


5.56 +1.16 +1.5529 for 2

5.56 +1.16 +1.55

Check other

Number

5.55 5.68 40.39 (2)



HP2183 6 08 04 -14 34 5.55 g12

5.55 +1.10 case

5.68 +1.13 +1.20 142869

5.55 1.15 (1.21) case

2194 6 09 16 +18 814 OF 620 RIT-11

1741

639 +1335 +142 8~~1~~674

5.74 + 0.48 10264

5.81 + 0.48 13204

5.98 + 0.48

Wayland

1702184 6 09 17 +18 05 6.23 117-15

6.24 +1.335 +142 87474

6.35 +1.35 581 21 Jan 72

6.38 +1.34 574 +0.58 29 Jan 72

6.36 +1.345 +1.40

8104 185

8104 574

5.71 +0.485 20 Jan 72

5.73 +0.47 27 Jan 72

5.75 +0.475

+0.48

132221


107270

5.71 +0.485 20 Jan 72

5.73 +0.47 27 Jan 72

5.75 +0.475

+0.48



2189 6 10 42 +32 42 5.76 5M1

577 +1.64 +2.07 8Feb74

4.69 +0.815 10Feb74

2192 6 08 35 -24 42 6-2 100

6.27 + 1.05 = 7.32

2196 6 06 49 -62 09 5.05 g 100

4.39 +0.45 6mar79
4.51 +0.43 13mar79
4.45 +0.44

5.03 +1.31 +1.25 9mar79


2022 4 09 24 hr 50 7 -27 09 572+107

570 +110 +056 192mag74

Var?

HR2203 6 09 07 -40 20 5.55 MI

(5.79)	+1.67	+2.00	20 Jan 69
5.50	+1.68	+2.08	14 Feb 69
5.51	+1.64	+1.94	1 Apr 69
<u>5.50</u>	+1.68	+2.00	



2218

43023

6 12

24

23

44

5.8 6-7

44 gals

~~5.87 1.67 1.22 1.8.5~~

5.82 + 44 + 2.85

5.48 + 0.32 27 Nov 71

5.40 + 0.33 ~~24.10~~


5.44 + 0.325

5.10

44

44

44 12.1 →



486
331

2242 6 10 01 50 -20 16 5.51 + 1.02

589 + 1.355 + 1.27 9.9474

5.91 + 1.32 (2.42)
" "

5.19 + 0.515 5.7074
5.28 + 0.465 13.0071
5.24 + 0.49



2243 6 13 56 -18 28 5.59 + 1.06

5.57 + 1.09 + 0.95 15 mag 74

510
208

2252 6 17 48 -29 46 6.65 122

6.68 +1.54 (2.55)

6.67 +1.56 +1.85 82.874

5.81 +0.605 52.74

5.40 +0.58 13.74

5.85 +0.59

174

