


1264 Y OV 32 -6.2 13 4.46 gms

1266 sp+ Y OV 30 -6.1 07 4.56 gms

520  
225

	$\Delta m$		
5 Jan 75	0.409	0:05 AM	4.53
15 Jan 75	0.510	10:15 PM	4.45
19 Jan 75	0.526	9:45	4.435
21 Jan 75	0.522	9:40	4.44
22 Jan 75	0.512	8:40	4.45
26 Jan 75	0.480	8:00	4.48
27 " 75	0.461	7:50	4.50
28 " 75	0.460	8:00	



4.44 +1.63 +1.80 1729.00  
4.42 +1.65 +1.80 1526.73

1264 4 00 28 -62 14 449 115

5222

~~4.68 +1.66 +1.81 1634.08~~

(4.55 +1.63 +1.805 2000.72 1654)

-4.53 +1.70 +1.81 1652.1

4.51 +1.66 +1.805 2000.72 1672

4.44 +1.65 +1.855 2700.72 1679

4.50 +1.66 +1.81 4900.72 1687

(4.54 +1.645 +1.75 1700.73 1900)

4.54 +1.64 +1.80 1698.99

4.49 +1.64 +1.78 1658.99

4.42 +1.675 +1.82 2100.73

4.34 +1.66 +1.96 220023

4.34 +1.645 +1.95 2442009.16

4.34 +1.66 +1.96 2442010.11

4.48 +1.665 +1.90 2442022.10

2364

4964

25975-

1277

4 04.9 +37 36 6.291R1

6.16 +0.93 (+0.66)

6.09 +0.95 +0.75 1R1 III R


~~6.09~~ +0.94 +0.78 Dec 22

6.10 +0.93 +0.73 Dec 21

6.09 +935 7755

HR1345 4 16 57 -20 YF 4.63 MY

5.95 +1.69 +1.86 23cent 69  
5.96 +1.62 +1.77 17mm 69  
5.94 +1.66 +1.81



1384

4 21.0


-25

00

5.82 + 1.51


4.91 + 0.62 262005





HR 1916 9 24 35 - 101 19 5.54 105

6.00 +1.51 +1.87 20 Jan 1969  
5.94 +1.54 - cage



28454

4 26 13

47 01

25 4<sup>3</sup>  
21.5

HR 1418

6.09 + 0.48 - 0.07 Egg

5.95 + 0.155 13 Dec 76

5.97 + 0.15 20 Jan 77

5.97 + 0.15 27 Jan 77

5.94 + 0.12 30 Dec 76

NRS 6.12 5.95 + 0.14 1 Dec 76

NRS 5.96 + 0.14 20 Jan 77

5.96 + 0.145



6.42 5.46 .835 3 NOV 71 6.46 5.45 .855 31 NOV 71  
6.50 5.44 .84 18 6.42 5.46 .845 22

HR1424 4 27 63 -42 02 6.40 M1

49  
24

6.64 +1.63 +1.945 20 Jan 65


6.48 1.64 (1.97) cap

6.40 1.64 - core

6.35 +1.63 +1.96 23 Oct 69

6.41 +1.55 +1.89 17 Nov 69

6.36 +1.59 +1.96 21 Nov



1495/96

4 39 17 - 24 33 5.5  
 4 39 24 - 19 44 4.3

57.57 + 92

Sm

1.193 1634.09

4375

16930 116 4.40

1.11 1652.0

440

1699.0 117 4.40

1.23 1653.0

4.34

1.19 4.38

+1.185 20 Dec 72 ✓ 1672

4385 1672

1728.01 1.305 4.265

+1.205 27 Jan 72 ✓ 1679

4385 1679

1920.73 1.19 4.38

+1.21 28 Dec 72 ✓ 1680

4386 1680

+1.185 4 Jan 73 ✓ 1687

4.385 1687

+1.78 17 Jan 73 1702

4389



1521

4

42.9

-21

22

570 148

489 + 0.54 2670075

2883 4 50.9 +87 07 5.39 04

1523  
5.07 + 1.28 + 1.47 23 04 63

HN1633

5

02

36

+21

15

6.21.72

14/4/72

6.16 +1.34 +1.45 21/Jan 72  
 6.20 +1.32 +1.49 29/Jan 72  
6.18 +1.33 +1.47

5.45 +0.475 19/Jan 72  
 5.55 +0.485 27/Jan 72  
5.50 +0.48

58

5.44 46

5.08

6.29

4.14

4.12.8


6.16

6.17

6.17

HR1634 5 01 20 -22 50 5.749101


5.77 +1.17 +1.14 20 Jan 1968  
5.74 +1.20 w/pe



1635

5 00.5 -31 51 5.53+117

5.32-10.38 30740



1655

5 03.20 -26 13 5.72.17

5.09 +0.395 30m 75



1681 5 07.5 -00 88 6.35 RD

5.59 +0.36 30<sup>1/2</sup> 71



1685

5

09

40

-2

17

5.75 + 0.345 30240025

~~5.72 + 0.38 1635.0~~  
~~1200000~~

5.73 - 0.35 165405

5.74 + 0.34 165201

5.70 + 0.35 169900

5.75 + 0.355 (6)

6.24 + 0.58 + 0.82 C

5

14



Rx dep (cont)

88/114 6.00 3.50 +1.705  
48 5.06 5.59 3.49 +1.695  
904/10 5.88 3.44 +1.68  
906/06 5.86 3.44 +1.68

5.92	+1.57	+1.10	7 Oct 70	31 Oct 70	3.51	+1.72
5.58	+1.55	+1.08	26 Oct 70	21 Nov 71	3.42	+1.745
5.87	+1.555	+1.10	30 Oct 70	12 Mar 71	3.18	+1.70
5.88	+1.57	+1.09	17 Nov 70	28 Mar 71	3.18	+1.655
6.11	+1.51	+1.05	15 Dec 71	8 Apr 71	3.19	+1.67
5.58	+1.56	+1.16	11 Mar 71			
5.45	+1.59	+1.22	5 Dec 71			
5.58	+1.59	+1.22	7 Apr 71			

1972

5.91 +1.57 +1.08 20 Dec 72

5.90 +1.59 +1.18 27 Dec 72

5.90 +1.605 +1.17 4 Jan 73

5.86 +1.57 +1.12 17 Jan 73

5.88 +1.58 +1.18 21 Jan 73

6.03 +1.54 +1.045 19 Feb 73

5.44 +1.62 +1.29 1 Mar 73

59-706M6

Rx dup 509 49 -11 53

49

5.64 +1.54 +1.15 3Dec

5.48 +1.55 +1.19 23 Oct 69

~~5.67 +1.57 +1.12 6 Nov 69~~

3.42 +1.585 6 Nov 69

3.41 +1.485 20 Nov

3.45 +1.68 18 Dec 1968

24 Dec

5.81 +1.48 +1.16

3.41 +1.725 28 "

3.38 +1.705 29 "

3.38 +1.79 24 Jan 69

~~3.38 +1.79 24 Jan 69~~

3.38 +1.69 15 Dec 69

5.68 +1.53 +1.26<sup>20</sup> Jan


5.88 +1.51 +1.17<sup>17</sup> Feb

~~3.42 +1.585 8 Nov 69~~

5.48 +1.55 +1.19 23 Oct

5.57 +1.51 +1.12 6 Nov 69

5.59 +1.50 +1.06 17 Nov  
5.62 +1.51 +1.12 17 Nov





PX Sep cont

3.42 +1.585 8 Nov 69

3.41 +1.485 20 Nov

3.40 +1.625 7 Dec

~~3.20 +1.67 20 Dec~~

3.23 +1.53 25 "

3.25 +1.67 3 Jan 70 ✓

3.21 +1.67 10 Jan 70

3.30 +1.66 27 Jan 70

5.48 +1.55 +1.19 23 Jan 69

5.57 +1.51 +1.22 6 Nov

5.59 +1.50 +1.06 17 Nov

5.62 +1.51 +1.12 21 Nov

5.64 +1.54 +1.15 3 Dec

5.59 +1.54 +1.15 15 Dec

5.59 +1.54 +1.19 27 Dec


5.56 +1.57 +1.14 30 Dec

5.61 +1.57 +1.19 4 Jan 70

5.64 +1.57 +1.22 8 Jan 70

5.58 +1.62 +1.24 10 Jan 70

WEST



Var

5.2+163

var

1645 1735 .5 07 12 -63 24 5.2

337

5.24	+1.65	+1.825	27 Jan 23	1679	3.76	+1.065	24 Jan 23
5.20	+1.65	+1.729	25 Jan 23	1680	3.81	+1.05	18 Jan 23
5.13	+1.66	+1.87	4 Jan 23	1687	3.87	+1.06	16 Feb 01
5.20	+1.64	+1.825	17 Jan 23	1700	3.50	+1.05	16 Feb 0

337  
83

5.04 +1.65 +1.89 1693.03

5.20 +1.64 +1.86 1699.00

5.23 +1.65 +1.85 21 Jan 23 1704

5.15 +1.64 +1.85 1728.02

5.14 +1.645 +1.60 1520.23 1703

5.12 +1.63 +1.81 2442009.18

3.20 +0.465 2442011.15

5.07 +1.635 +1.835 2442010.15

3.80 +1.04 2628.07

5.17 +1.65 +1.885 2023.23

1697

5

10.4


-6

07

5.91

496

5.45 + 0.315 3014075



1698A

8

11

44

+2

50 446 143

7" } 8.2

462

+1.23

+1.245

2 Dec 72

4.55

+1.22

+1.245

17 Sept 72

3.45

18 Sept 72

4.58

+1.22

+1.245

3.40

+0.385

+0.395

1 Dec 72

4.58

+1.22

+1.245

3.40

3.40

+0.385

+0.395

1 Dec 72






$$1698 \quad 5 \quad 11 \quad 44 \quad +2 \quad 50 \quad (46122 \pi)$$

$$7'' (8.2)$$

$$3.95 + 0.395 = 4.345$$

$$3.91 + 0.39 = 4.30$$

$$\overline{3.93} + 0.385$$




1709 5 12.1 +5 05 5.51 1.37

4.80 +0.47 30<sup>min</sup>

HR1727 5 13 04 -52 04 6.04 185

4  
6.11 +1.36 ~~1.60~~ 20 Jan 68  
6.04 +1.39 - Corp



1737

5 15.4

-10

35

5.50 93


5.00 + 0.345 <sup>3000</sup>  
75

34642 5 16 25 -34 56 49 100

(1743)

4.79 + 1.00 + 0.82 5.05

4.82 441 + 0.355 (3)





3237 5 21.3 +37 20 5.2915

5 AM 497 +1.41 +1.82 1 A

35184

506 +1.41 +1.73 Dec 22 62

(773)

509 +1.38 +1.81 +1.82 1 A  
24 Dec 63

502 +1.41 +1.74 25 " "

503 +1.41 +1.76

35410 5 22 56 -0 55 5.2 100

1757

5.08 + 0.96 + 0.69 C

5.05 4.68 + 0.36 (3)

1793 5 22 26 29 42 5.8 Van

5.72 +1635 +1855 27 Dec 72  
5.71 +167 1914 29 Dec 72  
5.72 +1655 +1885 4 Jan 73  
5.63 +164 +182 16 53.03  
5.66 +162 1914 16 55.01  
5.65 +160 1914 17 28.04


4.39 +0.965 27 Dec 72  
4.42 +0.955 5 Jan 73  
4.40 +0.955

HR1799 5 23 27 -10 22 5.60 gms

5.60 +1.56 Cape

5.67 +1.48 +1.85 20 Jan - 1969

5.60 +1.54 (1.89) Cape



3275- 5 24.3 +34 26 5.39MS

9 AM

35620

5.08 +1.40 +1.64 Dec 22 62  
5.17 +1.35 - Dec 26 62

1405

5.06 +1.39 +1.70 24 Dec 63

5.10 +1.40 +1.65 24 " "

5.10 +1.39 +1.66

HN 1823

5

26

21

-21

24

6.06 + 101 -


19 June 6.11 + 103 + 865  
6.10 + 102 + 0.865

43  
345

5.67  
5.34  
4.80  
5.56

534  
-183

5.69 + 0.35 26 June





3325 5 27.3 + 4125 6.1966

1924

21418

5.98 + 1.10 + 1.11 March 25 62

3324 5 27.3 +39 47 6.5-68

+1156

1825

6.38 +0.95 +0.79 25 March 62

1830

5 26.9 -3 30 5.82 1.14

$$\begin{array}{r} 5.22 + 0.395 \text{ 30 min} \\ 5.29 + 0.375 \text{ 72 min} \\ \hline 5.26 + 0.385 \end{array}$$

281+551+25.5

5e 1- 54 22 5

HC 281

5.00 + 0.67 1791571146  
5.02 + 0.64 1635.0

5610051442 25.14 09.14 75.5

