

11.30 +1.33 +0.345 8 Nov 73
11.65 +1.435 +0.52 24 Oct 70

PU Sep

15 56 40

-41 56 6-13.5

10.41 +1.95 13 Nov 73
2409

31 Aug 73 (7.5) 71.23 +1.05
26 Aug 73 (7.5) 71.46 +0.54
27 Aug 73 (7.5) 71.15 +0.93
29 Aug 73 7.89 71.57 +0.70
15 Sept 73 8.51 71.53 +0.52
21 Sept 73 8.76 71.50 +0.52
11 Oct 73 9.89 71.40 +0.27
17 Oct 73 10.18 71.40 +0.19
21 Oct 73 10.37 71.405 +0.23 (5)
22 11 10.38 71.11 +0.32 (5)

5.67 +1.105 23 Sept 73
5.66 +1.15 29 Sept 73
6.05 +1.41 80 Aug 73
6.21 +1.48 3 Sept 73
6.42 +1.635 16 Sept 70
6.70 +1.64 18 Sept 73
7.07 +1.83 13 Oct 73
7.02 +1.86 1971.9.2
7.33 +1.88 21 Oct 73



X S_{yr} 20 03 45 +20 34 8.7 ✓

8.65 +3.24 - 22 Sept 71

8.50 +3.30 - 29 Sept 71

8.62 +3.33 - 13 Oct 71


8.79 +3.35²³⁴⁵ - 24 Oct 71

6.77 +1.11 23 Sept 71

6.75 +1.05 27 Sept 71

6.65 +1.10 19 Oct 71

6.87 +1.12 17 Oct 71




7.67 +1.56 8 Nov 69
 7.79 +1.61 19 "
 7.79 7.79 +1.58 20 Nov

104 88
 5-11-5

Tulap 20 12 28

11.29	+1.70	+0.93	12 Sept 69	7.74	+1.625	18 Aug 69
10.24	+1.58	+1.05	20 Oct	3.68	+1.695	25 " 69
9.20	+1.70	+1.30	23 "	7.89	+1.695	26 " 69
9.56	+1.70	+1.36	3 Nov	7.57	+1.695	24
9.91	+1.67	+1.30	17 Nov	8.24	+1.85	18 Aug 69
10.11	+1.71	+1.32	2 July	8.33	+1.85	22 "
9.98	+1.72	+1.38	17 July	8.59	+1.80	17 Sept 69
10.07	+1.72	+1.33	23 "	8.59	+1.80	18 Sept 69
10.84	+1.63	+1.11	17 Aug	8.54	+1.80	20 " "
11.04	+1.63	+0.98	17 Aug 69	8.01	+1.72	3 Oct 69
10.10	+1.67	+0.97	19 "	7.628	+1.53	4 Nov 69
11.28	+1.66	+0.85	9 Sept	7.628	+1.54	7 Nov



7.54 +1.50 25.04 17 Aug 72

q = -105 kph 60 d

PS Wed 20 27 50 716 10 9.3-10.

7.89 +1.52 +1.00 17 May 72

4.93 +1.37 21 May 72

7.58 +1.55 +0.58 22 May 72

1469.10 5.50 +1.73

8.11 +1.53 +0.92 5 1473.12

1474.08 5.49 +1.80

8.04 +1.55 +0.89 5 1475.12

28 Jun 72 5.45 +1.70

7.96 +1.46 +0.89 24 Jun 72

5 Aug 72 5.44 +1.67

7.68 +1.50 +1.04 5 July 72

20 Aug 72 5.51 +1.70

7.53 +1.48 +0.89 5 21 July 72

22 Aug 72 5.46 +1.72

7.96 +1.46 +0.89 5 21 July 72

27 Aug 72 5.53 +1.70

7.55 +1.45 +0.88 27 July 72

31 Aug 72 5.64 +1.72

8.07 +1.44 +0.88 27 July 72

30 Aug 72 5.57 +1.74

5.57 +1.73

7.33 +1.515 0.68 2442022-92

T Mic (cont)

6.99 +1.60 +0.71 29 Aug 23

6.89 +1.58 +0.77 13 Sept 23

6.84 +1.585 +0.775 15 Sept 23

6.74 +1.59 +0.89 19 Sept 23

6.76 +1.55 +0.87 21 Sept 23

6.80 +1.53 +0.76 11 Oct 23

6.87 +1.54 +0.735 17 Oct 23

6.86 +1.53 +0.95 21 Oct 23 (5)

6.86 +1.53 +0.96 22 " "

7.15 +1.455 +0.705 8 Nov 23 2442010
7.19 +1.575 +0.76

3.75 +1.88 30 Aug 23

3.51 +1.87 1971.93

4.16 +

New 12 N Agt

145343

22 29 08 +02 17 8.5 A0

8.32 +0.105 +0.18 2 Oct 69


145195

20 28 20 +02 54 7.0 A0

7.08 -0.02 -0.04 2 Oct 69

7.09 0.00 -0.08 23 "

7.08 -0.01 -0.06



T Mai 20 26 14 -28 20 7.7-9.6

7.12 +1.61 +0.61 27 Sept 71

7.13 +1.61 +0.54 29 Sept 71

7.19 +1.66 +0.65 13 Oct 71

7.24 +1.66 +0.655 21 Oct 71

7.28 +1.63 +0.66 24 Oct 71

7.68 +1.665 +0.645 30 Nov 71

7.42 4.05 1.79 9 Nov 71

7.50 4.10 1.785 18 "

7.55 4.15 1.805 21 "

7.56 4.16 1.79 22 "

3.84 +1.90 27 Sept 71

3.71 +1.835 18 Oct 71

3.69 +1.825 17 Oct 71

3.73 +1.84 23 Oct 71

~~4.00 +1.91 16 Sept 72~~

1972

7.88 +1.53 +0.79 5 Aug 72

15 70.95 352 +1.86

7.77 +1.53 +0.56 21 Aug 72

15 71.44 3.53 +1.85

7.75 +1.55 +0.58 25 Aug 72

16 34.9 3.83 +1.85

(7.67 +1.47 +0.65 27 Aug 72)

14 53.52 4.00 +1.91

7.58 +1.53 +0.57 3 Aug 72

7.11 +1.59 +0.66 16 Oct 95

7.20 +1.52 +0.80 17 Aug 72

7.09 +1.59 +1.61 21 Oct 72

7.07 +1.52 +0.64 15 Sep 72

7.12 +1.66 +0.63 29 Oct 72

7.95 +1.55 +0.68 15 Sep 72

7.28 +1.66 +0.75 24 Oct 72

6.84 +1.54 +0.67 15 Sep 72

(7.67 +1.67 +0.52 2 Dec 72)

~~15.84~~ +1.57 +0.64 15 Sep 72

7.36 +1.66 +0.69 1 Dec 72

6.83 +1.54 +0.71 15 Sep 72

8.69 +1.66 +1.15 3 Aug 72
8.63 +1.65 +1.15 17 Aug 72

T 7 Aug 20 28 44 -4 52.5

8.85 +1.65 +1.05 22 Sept 71
8.88 +1.65 +1.11 29 Sept 71
8.85 +1.70 +1.27 13 Oct 71
8.90 +1.64 +1.14 21 Oct 71
8.93 +1.67 +1.10 24 Oct 71

800


8.83 +1.61 +1.14 24 Sept 72
9.77 +1.66 +1.23 5 Sept 72
8.75 +1.62 +1.10 11 Sept 72
8.76 +1.65 +1.11 25 Sept 72
8.76 +1.60 +1.15 25 Sept 72

27 Sept 72
20 Sept 72

6.31 +1.79 20 Sept 72
6.24 +1.78 5 18 Oct 72
6.31 +1.74 23 Oct 72

6.15 +1.75 27 Sept 72
6.16 +1.73 5 Sept 72
~~6.44 +1.75 20 Sept 72~~

6.08 +1.74 22 Sept 72
6.09 +1.74 15 Sept 72
6.17 +1.73 30 Sept 72
6.14 +1.74 20 Sept 72



11 N Agf cont

8.63 +1.565 +1.45 22 Sept 71

8.58 +1.56 +1.45 29 Sept 71

8.63 +1.57 +1.41 13 Oct 71

8.72 +1.57 +1.28 24 Oct 71

6.90 +1.44 27 Sept 71

6.87 +1.485 1 Oct 71

6.89 +1.455 23 Oct 71

21 Nov 71 9.20 7.06 +1.585

22 " 9.20 7.09 +1.59

147 ✓ 9.08 +1.57 +1.325 17 May 72

9.06 +1.59 +1.43 22 May 72

9.03 +1.62 +1.355 14 July 72

8.99 +1.62 +1.245 14 July 72

8.74 +1.57 +1.375 24 Jan 72

cont ✓

6.95 +1.395 21 May 72

6.92 +1.48 27 June 72

6.94 +1.48 5 July 72

6.90 +1.465 20 July 72

146 9.10 7.06 +1.57

147 9.07 7.02 +1.53

~~6.44 +1.44 20 May 72~~

15-703.98 8.18 +1.52 +1.24
1203.99 8.84 +1.60 +1.36

3 Aug 72 8.73 +1.63 +1.46

21 Aug 72 8.62 +1.53 +1.235

25 Aug 72 8.61 +1.58 +1.24

27 Aug 72 8.56 +1.55 +1.34

3 Aug 72 8.54 +1.55 +1.34

7 Aug 72 8.52 +1.56 +1.34

17 Aug 72 8.54 +1.56 +1.445

15-54.0 8.54 +1.57 +1.43

15-57.00 8.67 +1.57 +1.37

15-64.04 9.09 +1.53 +1.32

15-69.99 9.15 +1.57 +1.27

22 Aug 72 6.82 +1.465

15-25.58 6.88 +1.44 27 Aug

31 Aug 72 6.88 +1.435

20 Aug 72 6.96 +1.44

15-70.55 7.08 +1.55

15-72.00 7.12 +1.58

1000 High (Cont)

9.20 +1.525 +1.305 15 May 70
8.95 +1.56 +1.35 26 May 70
8.96 +1.57 +1.38 28 " "
8.90 +1.595 +1.32 31 May 70
8.79 +1.585 +1.35 24 Jun 70
9.35 +1.46 +1.23 7 Oct 70
9.05 +1.545 +1.35 26 Oct 70
8.93 +1.55 +1.34 30 Oct 70
9.73 +1.52 +1.35 1 Nov 70

7.18 +1.63 30 Apr 70

6.88 +1.52 27 May 70

6.99 +1.49 24 May 70


6.97 +1.49 24 Jun 70


~~7.02 +1.55 8 Oct 70~~

7.09 +1.57 29 Oct 70

6.99 +1.50 31 Oct 70

2/10/70 9.20 206 +1.585
I 2 " 9.20 7.09 +1.559





$\rho = 150 \text{ km/hr}$
 MN Aged 20 28 43 +01 46 9.2-10.9 70^{cl}
 7.33 +1.525 19 nov

8.31 +1.64 +1.61 12 Sept 69

8.63 +1.61 +1.59 20 Oct 69

9.93 +1.55 +1.35 23 " "

9.10 +1.48 +1.28 3 nov 69

9.22 +1.60 +1.10. 17 nov 69

6.63 +1.345 18 Sept 69

6.78 +1.36 20 " "

6.94 +1.385 20 Oct 69

~~7.27 +1.56 4 nov~~

7.25 +1.50 7 nov
7.35 +1.50 8 nov

9.20 7.06 1.585 21 nov

9.20 7.09 +1.59 22 "

CZ Del 20 32 11

8.23 +1.66 +1.70 11 Aug 69

8.18 +1.60 +1.72 13 Aug 69

8.02 +1.62 +1.77 17 " "

7.96 +1.63 +1.78 19

7.94 +1.67 +1.76 9 Sept 69

7.98 +1.66 +1.74 12 " "

7.98 +1.63 +1.88 2 Oct 69

8.09 +1.63 +1.69 23 " "

8.06 +1.62 +1.60 3 Nov 69

8.17 +1.58 +1.69 17 Nov 69

+09 24 90 -103

6.59 +1.23 18 Aug 69

6.46 +1.18 22 " "

6.42 +1.19 18 Sept 69

6.50 +1.20 5 20 " "

6.54 +1.22 5 3 Oct


6.64 +1.20 4 Nov

6.62 +1.21 7 Nov

6.62 +1.21 8 Nov

6.61 +1.22 5 19 Nov

C = -1.50 km 123 d 195



over

EW 20 36 32 +18 10 14 III

5.87 +1.52 +1.09 22 Sept 71
5.50 +1.525 +1.11 29 Sept 71
6.17 +1.48 +0.95 13 Oct 71
6.43 +1.405 +0.88 24 Oct 71

3.62 +1.63 23 Sept 71
3.81 +1.66 18 Oct 71
3.85 +1.70 17 Oct 71
3.89 +1.675 23 Oct 71

5.85 3.61 1.58 18 Nov 71
5.88 3.62 1.545 21 "
5.84 3.65 1.545 22 "

1922

5.57	+1.51	+1.09	5 Aug 72	1570.94	3.52	+1.67
5.52	+1.55	+6.965	21 Aug 72	1571.98	3.54	+1.68
5.89	+1.465	+1.02	25 Aug 72			
5.83	+1.43	+6.58	27 Aug 72			
5.94	+1.455	+1.01	3 Aug 72			
5.91	+1.45	+0.545	9 Aug 72			
6.06	+1.45	+0.565	17 Aug 72			
6.06	+1.46	+1.02	15-5-3:02			
6.01	+1.48	+1.02	1557.00			
5.93	+1.50	+1.02	1564.97			
5.86	+1.46	+1.06	1573.47			

over

new/standard July 2020

T Age 20 48 22 - 5- 16 7.2-14.2

9.76 +1.29 +0.85 24 May 71

7.58 +1.435 +0.90 30 June 71

7.64 +1.45 +0.87 3 July 71

7.64 +1.49 +0.885 6 July 71

7.57 +1.375 +1.00 21 Aug 72

7.81 +1.425 +1.02 25 Aug 72

7.71 +1.41 +0.99 27 Aug 72

7.73 +1.49 +0.91 3 Aug 72

8.91 +1.555 +0.855 17 Aug 72

8.08 +1.63 23 Aug 71

7.94 +1.57 25 Aug 71

6.58 +0.915 1 July 71

6.56 +0.935 4 July 71

7.32 +1.29 5 June 71

6.80 +0.98 20 Aug 72

6.64 +0.965 22 Aug 72

6.60 +0.89 31 July 72

6.45 +0.97 20 Aug 72

9.94 +1.61 +0.96 8 Nov 73
12.03 +1.66 +0.925 24x2023.92

12.25 +1.41 +0.60 2 July 73

12.10 +1.37 +0.60 2 July 73

10.50 +1.39 +0.41 23 Aug 73

10.23 +1.37 +0.555 27 July 73

8.11 +1.295 +0.865 29 Aug 73

2.51 +1.525 +0.98 15 Sept 73

7.52 +1.55 +1.00 17 Sept 73

7.60 +1.555 +1.04 21 Sept 73

8.28 +1.645 +1.04 11 Oct 73

8.56 +1.67 +1.095 17 Oct 73

9.60 +1.66 +1.15 18 Oct 73

8.26 +1.655 +1.14 21 Oct 73 (S)

8.80 +1.65 +1.16 22 Oct 73 (S)

8.25 +1.725 22 July 73

8.85 +1.65 24 July 73

6.92 +1.005 30 Aug 73

6.77 +1.0915 3 Sept 73

6.47 +1.087 16 Sept 73

6.43 +1.0875 19 Sept 73

6.77 +1.18 13 Oct 73

7.05 +1.245 197.94

8.04 +1.705 13 Nov 73

8.76 +1.605 24x2023.92

Handwritten text: 188 d

RVnd

21 03 02

+23

41

7.4
7.72 +1.64 72

8.56 +1.76 +1.04 24 Jun 72

9.15 +1.68 +1.00 5 July 72

10.44 +1.59 +0.76 21 July 72

10.84 +1.60 +0.75 25 July 72

10.97 +1.52 +0.57 27 July 72

11.61 +1.52 +0.55 3 Aug 72

11.82 +1.49 +0.61 7 Aug 72

12.19 +1.45 +0.65 17 Aug 72

7.72 +1.62 +1.30 21 Oct 72

7.71 +1.69 +1.24 24 Oct 72

7.14 +1.32 27 Jun 72

7.38 +1.48 5 July 72

7.97 +1.71 20 July 72

8.03 +1.85 20 July 72

8.51 +1.85 31 July 72

8.88 +1.93 20 Aug 72

6.60 +0.94 22 Oct 72

6.50 +0.93 23 Oct 72

6.51 +0.92 30 Oct 72

9.61 +1.64 +1.14 29 Aug 23
 9.51 +1.60 +1.06 31 Aug 23
 11.58 +1.64 +0.69 15 Sept 23
 11.74 +1.63 +0.64 17 Sept 23
 11.92 +1.60 +0.52 19 Sept 23
 12.24 +1.54 +0.76 17 Oct 23
 12.71 +1.74 +0.40 18 Oct 23 (S)
 12.32 +1.515 +0.625 21 Oct 23 (S)
 12.24 +1.58 +0.64 22 " "

7.75 +1.565 30 Aug 23
 8.01 +1.700 31 Sept 23
 8.68 +1.85 NS Sept 23
 8.72 +1.84 18 Sept 23
 9.25 +1.62 14 Oct 23
~~8.46 +1.55 14 Oct 23~~
 9.17 +1.615 21 Oct 23
 9.16 +1.62 22 Oct 23

7.61 +1.60 19 Nov 545 512 18 Nov 9.69 +1.60 11.22
 7.64 +1.59 20 Nov 546 549 21 Nov 9.93 +1.60 11.23
 BIR Apr +1.07 25 -05 12 9-55 20

7.44 +1.625 Dec 69 553 3 Dec 9.76 +1.63 11.30
 +1.60


7.24 +1.625 24 July 427 409 9.99 +1.63 11.14 6 July
 7.31 +1.583 18 Aug 452 420 10.73 +1.63 +1.22 17 July 69

7.29 +1.545 22.0 456 426 9.54 +1.66 +1.33 23 18 Aug
 7.46 +1.625 18 Sept 483 445 9.35 +1.67 +1.38 Aug

-60 +1.63 17 Sept 453 474 9.39 +1.69 +1.39 19 11
 7.14 +1.61 20 v 485 477 9.68 +1.66 +1.23 9 Sept

7.54 +1.55 3 Oct 498 495 9.57 +1.63 11.36 2 Oct
 7.40 +1.525 4 Nov 530 516 9.31 +1.64 +1.23 12 "

7.76 +1.54 7 Nov 533 529 9.34 +1.62 +1.40 3 Nov
 7.41B +1.55 8 Nov 534 9.34 +1.62 +1.40 3 Nov



300±

T chud 21 18 14 - 45 09 50 54- 41 81 12 18 7.7-7.4 M

6.07 +2.48 - 24 Aug 71 1c Burke
 6.05 +2.40 - 6 Jun 71 1c unsp
 6.07 +2.45 - 8 Aug 71 1c Aug 71
 6.06 +2.44 - 6 Aug 71 1c Aug 71
 6.37 +2.47 - 22 Sept 71 1c Sept 71
 6.44 +2.45 - 29 Sept 71 1c Sept 71
 6.34 +2.48 - 13 Oct 71 1c Oct 71
 6.34 +2.48 - 21 Oct 71 1c Oct 71
 6.03 +2.51 - Cape York Range 0.15
 6.32 +2.47 - 24 Oct 71 1c Oct 71

4.72 +0.52 - 15 May 71 1c May 71
 4.71 +0.52 - 27 May 71 1c May 71
 4.75 +0.51 - 31 May 71 1c May 71
 4.60 +0.54 - 5 July 71 1c July 71
 4.81 +0.57 - 27 Sept 71 1c Sept 71
 4.80 +0.56 - 18 Oct 71 1c Oct 71

SX Paw

(over)

21 26 06 -69 38 5.3 Var

5.72 +1.71 +1.27 7 Oct 70

5.50 +1.55 +1.39 26 Oct 70

5.55 +1.63 +1.42 24 Nov 70

5.48 +1.56 5 +1.82 3 July 71

5.45 +1.54 5 +1.34 6 July 71

5.79 +1.55 5 +1.22 22 Sept 71

5.78 +1.59 +1.26 26 Sept 71

5.72 +1.55 +1.31 13 Oct 71

5.60 +1.56 +1.31 21 Oct 71

5.61 +1.57 +1.33 24 Oct 71

9 Nov 71 5.66 3.66 1.52

18 5.75 3.69 1.53

21 5.78 3.70 1.55 5

22 5.78 3.72 1.54 5

5.46 3.64 +1.47 903.90

5.45 3.62 +1.47 905.93

3.67 +1.49 1 July 71

3.72 +1.48 27 Sept 71

3.64 +1.54 18 Oct 71

3.66 +1.52 23 Oct 71

1572

1473.13 5.59 +1.59 +1.42

1464.11 3.56 +1.51

1475.12 5.64 +1.58 +1.365

1474.18 3.65 +1.54

24 June 72 5.89 +1.54 +1.23

1526.04 3.71 +1.62

5 July 72 5.61 +1.61 +1.42

21 July 72 5.66 +1.54 +1.325

21 July 72 5.76 +1.55 +1.295

5.60 +1.56 +1.27

27 July 72 5.78 +1.52 +1.285

3 Aug 72 5.57 +1.54 +1.28

7 Aug 72 5.56 +1.54 +1.205

17 Nov 72 5.93 +1.55 +1.255
15 Dec 72 5.64 +1.57 +1.40
15 Dec 72 5.64 +1.59 +1.44

9.03 +2.54 - 4.52 + 20.9

220

140^d

RRland 21 44 00

20 mh 1c

59-27

10.9-12.8

W

8.58 +2.62 - 277t 85.8
 1c bank
 9.14 +2.58 - 6 July 71
 9.43 +2.81 - 3 July 71
 9.42 +2.80 - 6 July 71
 9.31 +2.83 - 27 Sept 71
 9.21 +2.78 - 24 Sept 71
 9.13 +2.76 - 13 Oct 71
 9.12 +2.70 - 21 Oct 71
 9.09 +2.65 - 24 Oct 71

7.71 +0.54 15 Aug 71
~~3.68 +0.52 23 Aug 71~~
~~3.72 +0.53 5 Aug 71~~
~~8.44 +0.54 10 Aug 71~~
 7.65 +0.56 6 July 71
 7.77 +0.50 27 Sept 71
 7.68 +0.50 5 18 Oct 71
 7.68 +0.50 5 23 Oct 71
~~7.88 +0.52 21 Oct 71~~
 7.67 +0.51 14 Oct 71

1573

7.82 to 9.55 20 July

9.38 + 2.72 - 23 July
9.21 + 2.72 27 July
9.15 + 2.61 - 29 July 93
9.23 + 2.68 - 17 Aug 73
9.53 + 2.73 - 11 Oct 73

106^d

New Page 22 N 40 +2 345 8.7-99
 via

9.29	+1.71	+1.30	29 Sept 71	6.96	+1.63	29 Sept 70
9.40	+1.73	+1.32	13 Oct 71	7.22	+1.71	27 Sept 71
9.45	+1.72	+1.26	21 Oct 71	7.06	+1.70	18 Oct 71
9.51	+1.685	+1.24	24 Oct 71	7.01	+1.69	17 Oct 71
9.66	+1.65	+1.195	30 Nov 71	7.12	+1.64	23 Oct 71
9.74	7.08	1.715	15 Nov 71	7.17	+1.74	25 Oct 71
9.75	7.05	1.75	21 "	7.07	+1.705	14 Oct 71
9.74	7.07	1.725	22 "			

51

88195 9.77 8.49 +106 903.94 11.31 9.36 +1.515
884.94 9.99 8.66 +1.115 905.94 11.48 9.42 +1.55

T Ram (com)

1820071 8.83 7.84 +73
21 8.88 7.87 +75

9.09 +1.79 +16.47 Oct 70 22 8.88 7.91 +75

8.24 +0.745 8 Oct 70

10.13 +1.84 +17.45 26 Oct 70

8.78 +1.13 27 Oct 70

10.39 +1.80 +17.95 30 Oct 70

8.99 +1.165 29 Oct

10.56 +1.78 +16.95 12 Nov 70

8.96 +1.20 31 Oct 70

11.60 +1.66 +15.18 24 Nov 70

9.79 +1.545 26 Nov 70

16.45 +1.42 +11.12 22 Dec 71

9.75 +1.53 27 Nov 70

10.12 +1.38 +10.5 24 Dec 71

9.74 +1.48 29 Nov 70

9.18 +1.31 +0.76 13 Oct 71

8.83 +1.09 27 Dec 71

9.16 +1.25 +0.735 14 Oct 71

8.12 +0.775 11 Oct 71


8.914 +1.329 +0.82 21 Oct 71 24 Oct 71

8.09 +0.74 23 Oct 71
8.00 +0.735 25 Oct 71

T Sun Blue

2 Oct 11.15 +1.77 +1.48 457

2 July	9.12 + 1.45	+1.19	409	3 Nov	10.83 +1.54	+1.30	532 529
17	8.86 + 1.36	+ 9.3	420	6	10.66 + 1.86	+ 1.43	532
20	8.60 + 1.42	+ 8.3	426	17	10.24 + 1.40	+ 1.18	543
11 Aug	8.49 + 1.58	1.07	445	21	9.97 + 1.40	+ 1.04	547
13	8.49 + 1.64	+ 1.08	447	23	9.96 + 1.27	+ 1.03	549
17	8.59 + 1.70	+ 1.19	451	3 Dec	9.44 + 1.19	+ 0.76	559
19	8.68 + 1.74	+ 1.22	453	15 Dec	9.30 + 1.31	+ 0.76	571
9 Sept	9.58 + 1.86	+ 1.58	474	2 Nov	9.24 + 1.30	+ 1.16	
12	9.78 + 1.86	+ 1.56	477				
29	10.99 + 1.84	(+ 1.34)	464				



Red

7 Apr

Some
30 July (8.00 + 1.52) ? 463

24 July 7.76 + 0.505 427

25 7.80 + 0.49 428

26 7.69 + 0.525 429

18 Aug 7.77 + 0.585 452

22 7.80 + 0.65 456

18 Sept 8.43 + 1.13 493

20 8.88 + 1.18 495

3 Oct 9.56 + 1.335 498

4 Nov 9.38 + 1.225 530

7 9.34 + 1.18 533

8 9.29 (+1.03) 534

19 9.04 + 1.02 545

20 9.07 + 0.99 546


3 Dec 8.75 + 0.87 559

7 Dec 8.59 + 0.835 563

~~14 Dec (7.99 + 0.855) 575~~


25 Dec 8.25 + 0.76 581

3 Jan 70 8.08 + 0.66



10.83	+1.54	+1.30	3 Nov 69
10.66	+1.56	+1.43	6 " "
Sum	22	23	45
10.24	+1.40	+1.18	17 Nov 69
9.97	+1.40	+1.04	21 Nov 69
9.97	+1.27	+1.03	23 Nov 69
9.12	+1.45	+1.19	2 July 69
8.86	+1.36	+0.93	17 Aug 69
8.68	+1.42	+0.83	23 " "
8.49	+1.58	+1.02	11 Aug 69
8.49	+1.64	+1.08	13 Aug 69
8.59	+1.70	+1.19	17 " "
8.65	+1.74	+1.22	19 " "
9.58	+1.86	+1.58	9 Sept 69
9.78	+1.86	+1.56	12 " "
10.99	+1.84	(+1.34)	29 " "
11.15	+1.77	+1.48	2 Oct 69

7.8	-12.3		
44.5	-37	45	136.6 100
+1.03	9.29		8 Nov 69
+1.07	9.04		19 " "
+0.99	8.67		20 " "
+1.52	8.00		30 July 69
+0.505	7.76		24 July 69
+0.535	7.69		26 July 69
+0.49	7.80		25 July 69
+0.585	7.77		18 Aug 69
+0.65	7.90		22 " "
+1.13	8.93		18 Sept 69
+1.18	8.88		20 " "
+1.335	9.56		3 Oct 69
+1.225	9.38		4 Nov 69
+1.16	9.34		7 Nov



↑ Time 22 38 38 61 43 27-12.5
15000 2500

8.49 +1.62 +1.0 13 Oct 71 7.04 +1.305 18 Oct 71
8.80 +1.60 +1.14 21 Oct 71 7.29 +1.36 23 Oct 71
8.93 +1.61 +1.01 24 Oct 71 7.33 +1.435 25 Oct 71
11.07 +1.60 +0.59 30 Nov 71 8.27 +1.81 1 Dec 71
- +1.81 3 Dec 71

15200061 10.37 7.80 1.655
21 " 10.56 7.90 1.64
22 10.62 7.92 1.655

1973

9.93 +1.44 +0.99 27 July 73

8.45 +1.415 +0.85 13 Sept 73

8.11 +1.46 +0.86 17 Sept 73

7.70 +1.675 +1.09 11 Oct 73

7.79 +1.69 +1.21 19 Oct 73

7.72 +1.71 +1.27 21 Oct 73

7.71 +1.715 +1.29 22 " " (S)

8.25 +1.79 +1.11.5 8 Nov 73

9.10 +1.715 +1.09 2442010.0

9.95 +1.69 +0.795 24420 23.0

8.07 +1.785 22 July

7.36 +1.365 30 Aug 73

7.38 +1.36 3 Sept 73

6.80 +1.00 16 Sept 73

6.64 +1.08 18 Sept 73

6.38 +0.97 14 Oct 73

~~6.55 +0.97 19 71.95~~

6.38 +0.98 21 Oct 73

7.00 +1.34 13 Nov 73

7.35 +1.47 24 20 11

65d

AF Reg

22 49 54 +17 52.5 8.8-9.8

ms II - III

9.20	+1.545	+0.83	29 Sept 71	6.78	+1.825	26 Nov 70
9.41	+1.51	+0.82	13 Oct 71	6.73	+1.815	27 Nov 70
9.29	+1.495	+0.82	21 Oct 71	6.64	+1.77	27 Sept 71
9.23	+1.465	+0.86	24 Oct 71	6.73	+1.775	18 Oct 71
(9.37	+1.48	+0.76	30 Nov 71	6.64	+1.775	23 Oct 71
				6.64	+1.78	25?
9.27	6.55	1.69	15 Nov 71	6.53	+1.76	24 Dec 71
9.32	6.58	1.72	21			
9.35	6.62	1.715	22			

R Day

23 05 08


+10 23

2.1-13.8

End doc

11.44	+1.96	+0.52	13 Oct 71
11.29	+1.95	+0.50	21 Oct 71
11.20	+1.87	+0.545	24 Oct 71
8.79	+1.325	+0.46	22 Dec 71
8.65	+1.18	+0.33	29 Dec 71
8.47	+1.33	-	31 Dec 71
8.40	+1.345	-	3 Jan 71

(6.63)			18 Oct
5.44	+1.955		71
6.45	+1.955		22 Oct 71
6.45	+2.00		25 Oct 71
6.03	+2.08		4 Dec 71
5.20	+1.86		27 Dec 71
5.51	+2.02		27 Dec 71
5.46	+1.91		29 Dec 71
5.37	+1.92		30 Dec 71



68.9

RU Apr

23 22 50 -17 29 8.5-9.4

9.21 +1.605 +1.16 24 Sept 71
 9.09 +1.58 +1.15 14 Oct 71
 9.26 +1.67 +1.105 20 Oct 71
 9.32 +1.57 +1.11 21 Oct 71
 9.39 +1.56 +1.09 24 Oct 71
9.88 +1.47 +0.925 30 Nov 71

6.96 +1.81 27 Nov 70
 6.94 +1.82 29 Nov 70

 6.86 +1.78 27 Sept 71
 6.81 +1.76 19 Oct 71
 6.87 +1.76 23 Oct 71
 6.93 +1.79 25 Oct 71
 7.08 +1.84 1 Dec 71
 7.10 +1.83 3 Dec 71
 7.18 +1.81 4 Dec 71

3 Nov 71 9.74 6.96 1.76
 4 " 9.92 7.03 1.76
 19 " 18.04 7.09 1.79 1.79
 20 " 10.01 10.06 7.08 1.79 1.81
 21 " 10.02 10.06 7.10 1.58 2.04 4.29

TXPAC

23 44 52

43 19

2

4.91

5.44 +2.22 - 13 Oct 71

4.92 +2.42 - 14 Oct 71

4.94 +2.46 - 21 Oct 71

4.95 +2.45 - 24 Oct 71

5.18 +2.52 - 30 Nov 71


5.18 +2.54 - 22 Dec 71

3.30 +1.00/8 Oct

3.29 +0.528 ⁷¹ _{PRE SET 5:04}

3.53 +1.005 4 Nov


3.48 +1.01 24 Nov 71



2 Days Blue

6 July 69 8.64 +1.71 +1.75 409
23 8.62 +1.67 +1.76 426
11 Aug 8.86 +1.63 +1.81 445
13 8.90 +1.62 +1.74 447
17 8.90 +1.62 +1.74 451
19 8.96 +1.62 +1.70 453
12 Sept 9.15 +1.60 +1.61 477
29 8.62 +1.60 +1.59 494
2 Oct 8.51 +1.62 +1.65 497

23 Oct 8.30 +1.65 +1.85 518
3 Nov 8.30 +1.67 +1.76 529
6 Nov 8.34 +1.67 +1.81 532
17 8.61 +1.68 +1.70 543
21 8.64 +1.66 +1.82 547
3 Dec 9.01 +1.61 +1.62 559
15 Dec 9.27 +1.58 +1.59 571
27 " 9.19 +1.59 +1.62 583
30 9.15 +1.58 +1.60




2 Apr Red

4200 7.29 +1.02 530

5 " 7.185 +1.01 538
8 " 7.115 +1.025 534
19 " 7.31 +1.095 545
20 7.38 +1.095 546
5 Dec 7.68 +1.225 561
15 Dec 7.77 +1.255 575
25 " 7.77 +1.245 581
3 Jan 70 7.62 +1.20

1 July 64 7.34 +1.115 404
24 7.47 +1.115 427
25 7.26 +1.10
18 Aug 7.55 +1.205 452
22 7.56 +1.225 454
19 Sept 7.44 +1.22 483
20 7.44 +1.20 485
3 Oct 7.23 +1.08 496



40223739

M1-M3

9.5-136 1379

23 50 31 -16 02

7.31 +1.095 19 Nov 69

7.36 +1.085 20

7.46 +1.245 5 Dec

7.34 +1.115 1 Aug 69

7.47 +1.115 24 Aug 69

7.26 +1.10 25 Aug 69

7.55 +1.205 18 Aug 69

7.56 +1.225 22 "

7.44 +1.22 18 Sep 69

7.49 +1.20 20 "

7.23 +1.08 3 Oct 69

7.29 +1.02 4 Nov

7.18 +1.01 7 Nov

7.11 +1.025 8 Nov

8.30 +1.67 +1.76 2nd

8.34 +1.67 +1.81 2nd

8.61 +1.68 +1.70 1st

8.64 +1.66 +1.82 2nd

8.64 +1.71 +1.75 6 Aug 69

8.62 +1.67 +1.74 23 "

8.86 +1.63 +1.81 11 Aug 69

8.90 +1.62 +1.74 13 Aug 69

8.90 +1.62 +1.74 17 "

8.96 +1.62 +1.70 19 "

9.15 +1.60 +1.61 12 Sept

8.62 +1.60 +1.59 29 "

8.51 +1.62 +1.65 2 Oct

8.30 +1.65 +1.85 23 "

000 0100-

8.46 +161 +120 820V23
 8.25 +170 +1.155 24420.0

T 2 Regd Cont

23 July 23 8.72 +167 +1.12
 27 July 23 8.64 +1.675 +1.17
 29 July 23 8.52 +1.645 +1.17
 15 Sept 23 8.52 +1.675 +1.14
~~19 Sept 23 8.50 +1.67 +1.127~~
 21 Sept 23 8.54 +1.64 +1.12
 11 Oct 23 8.59 +1.63 +1.14
 17 Oct 23 8.61 +1.62 +1.075
 21 Oct 23 8.55 +1.645 +1.13 (S)
 22 " 8.53 +1.65 +1.127 (S)

29 July 23 6.18 +1.70
 29 July 23 6.22 +1.725
 30 Aug 23 6.18 +1.685
 3 Sept 23 6.15 +1.685
 16 Sept 23 6.16 +1.72
 18 Sept 23 6.11 +1.70
 13 Oct 23 6.06 +1.74
~~14 Oct 23 6.00 +1.72~~
 21 Oct 23 6.19 +1.73
 24 Oct 23 6.13 +1.70
 24 Oct 23 5.55 +1.635

