

9.20 +1.70 +1.61 7 Aug 72  
9.22 +1.74 +1.62 17 Aug 72

Y SA 1972

9.25 +1.725 +1.61 17 Aug 72  
9.30 +1.725 +1.64 20 Aug 72  
9.27 +1.725 +1.635 20 Aug 72  
9.13 +1.74 +1.78 1473.01  
9.15 +1.76 +1.645 1474.94  
9.24 +1.69 +1.63 24 Aug 74  
9.34 +1.73 +1.51 5 Aug 72  
9.34 +1.705 +1.54 21 Aug 72  
9.27 +1.72 +1.64 25 Aug 72  
9.13 +1.70 +1.765 27 Aug 72  
9.22 +1.725 +1.74 30 Aug 72

over

7.15 +1.63 4 Aug 72  
7.11 +1.62 20 Aug 72  
7.09 +1.61 18 Aug 72

7.08 +1.615 19 Aug 72  
7.04 +1.615 20 Aug 72  
7.01 +1.59 1468.97  
7.04 +1.55 1469.92  
7.04 +1.61 1473.94  
7.00 +1.66 25 Aug 72  
7.11 +1.655 27 Aug 72  
7.22 +1.665 5 Aug 72  
7.16 +1.655 25 Aug 72  
7.02 +1.58 1525.89  
7.11 +1.62 31 Aug 72

1552.8 8 9.08 + 1.80 + 1.66

1570.88 6.89 + 1.61

1556.90 8.93 + 1.77 + 1.79

1571.87 6.84 + 1.55

1568.90 8.81 + 1.79 + 1.81

1569.87 8.82 + 1.80 + 1.75

1572.88 8.84 + 1.78 + 1.87

1573.88 9.71 + 1.92 + 1.54

9.39 +1.74 +1.58 29 Aug 23  
9.44 +1.705 +1.59 31 Aug 23  
9.40 +1.745 +1.68 14 Sept 23

9.29 +1.73 +1.70 31 Aug 23

9.27 +1.75 +1.62 30 Apr 23

9.34 +1.755 +1.645 11 Apr 23

9.37 +1.73 +1.615 13 Apr 23

9.37 +1.76 +1.715 20 Apr 23

9.38 +1.745 +1.675 22 Apr 23

9.57 +1.73 +1.59 9 May 23

~~9.73 +1.725 +1.59 19 May 23~~ du?

9.70 +1.74 +1.61 +

9.75 +1.71 +1.61 +

9.71 +1.71 +1.57 30 May 23

9.45 +1.735 +1.70 27 June 23

9.41 +1.745 +1.67 18 Aug 23

7.29 +1.65 14 Sept 23

7.20 +1.69 1 Apr 23

7.26 +1.645 17 Apr 23

7.28 +1.645 21 Apr 23

7.45 +1.695 13 May 23

7.50 +1.695 18 May 23

7.46 +1.665 22 May 23

7.37 +1.635<sup>49</sup> 22 May 23

7.43 +1.655 25 May 23

7.44 +1.655 29 May 23

7.30 +1.685 29 May 23

7.33 +1.665 30 May 23

7.31 +1.67 31 May 23

Y Sea Cont

(over)

44 <sup>1/2</sup> 130 Aug 64	8.47	+1.76	+1.82
45 <sup>1/2</sup> 17 " "	8.45	+1.76	+1.80
47 <sup>1/2</sup> 24 " "	8.73	+1.81	+1.73
<hr/>			
30 Aug 71	8.94	+1.77	+1.74
3 Aug 71	8.50	+1.795	+1.815
4 Aug 71	8.84	+1.77	+1.765
25 Aug 71	8.73	+1.77	+1.705
	<del>9.22</del>	<del>+1.745</del>	

6.66	+1.535	1 Aug 71
6.83	+1.555	4 Aug 71
6.42	+1.54	5 Aug 71
		7.6

Over

more 9 Aug 72  
152

S lid 15 19 39 -20

17 75-10.0

9.42 +1.52 +1.115 24 Jun 74  
 9.29 +1.63 +1.24 5 Aug 72  
 9.29 +1.635 +1.12 21 Aug 72  
 9.20 +1.67 +1.08 25 Aug 72  
 9.09 +1.66 +1.13 27 Aug 72  
 9.18 +1.74 +1.26 29 Aug 72  
 9.18 +1.765 +1.28 7 Aug 72  
 9.27 +1.75 +1.515 17 Aug 72  
 9.30 +1.92 +1.44 15-5-85  
 9.30 +1.89 +1.61 15.56.91  
 9.56 +1.90 +1.79 15.69.90

8.23 +0.985 25 Sep 72  
 8.28 +0.965 27 Jun 72  
 8.16 +0.96 5 July 72  
 8.02 +0.965 2 July 72  
~~7.59 +0.91 5.5.84~~  
 7.50 +0.955 31 Aug 72  
 8.07 +0.97 4 Aug 72  
 7.53 +1.00 20 Aug 72  
 7.50 +1.00 18 Aug 72


15-69.88 9.60 +1.98 +1.64 15-70.88 8.12 +1.16

15-72.88 9.16 +1.94 +1.65 15-71.88 8.17 +1.16

15-73.88 9.71 +1.93 +1.54

9.10 +186 +1.44 13 Aug 73  
 9.46 +1.89 +1.49 29 Aug 73  
 9.52 +1.89 +1.58 31 Aug 73  
 S  
 9.59 +1.94 +1.75 14 Sept 73  
 9.85 +1.82 +1.73 15 Sept 73  
 9.59 +2.07 +2.18 31 Aug 73  
 9.61 +2.09 +2.19 3 Aug 73  
 9.53 +2.04 +2.13 11 Aug 73  
 10.04 +2.025 +2.07 13 Aug 73  
 10.32 +2.02 - 20 Aug 73  
 10.45 +1.99 - 22 Aug 73  
 10.86 +1.945 +1.86 9 May 73  
 10.97 +1.955 +1.78 19 Aug 73  
 10.90 +2.09 +1.69 21 May 73  
 9.27 +1.78 +1.385 29 Aug 73  
 9.24 +1.75 +1.40 3 Aug 73  
 9.11 +1.77 +1.355 27 Aug 73

8.18 +1.11 3 Sept 73  
 8.36 +1.195 16 Sept 73  
 8.36 +1.21 18 Sept 73  
 8.09 +1.12 10 Apr 73  
 8.40 +1.24 10 Apr 73  
 8.65 +1.345 21 Apr 73  
 9.09 +1.435 13 May 73  
 9.09 +1.405 18 May 73  
 9.06 +1.385 22 May 73  
 9.07 +0.85 22 May 73  
 9.03 +0.875 25 May 73  
 7.56 +0.88 29 May 73  
 7.96 +0.855 29 June 73  
 8.13 +1.075 30 Aug 73





11.57 +1.57 +1.285 13 Aug 73  
 10.80 +1.225 +0.82 29 Aug 73  
 10.75 +1.255 +0.845 31 Aug 73  
 PW Jul 1973  
 10.17 +1.295 +0.85 17 Sept 73

9.29 +1.28 3 Sept 73  
 8.78 +1.14 16 Sept 73  
 8.66 +1.11 18 Sept 73

~~9.95 +1.81 +1.205 31 Mar 73~~ own

10.02 +1.83 +1.23 3 Apr 73  
 10.47 +1.81 +1.165 11 Apr 73  
 10.63 +1.83 +1.14 13 Apr 73  
 11.10 +1.81 - 20 Apr 73  
 11.35 +1.81 +1.03 22 Apr 73  
 12.62 +1.765 +0.81 9 May 73

8.58 +0.88 1 Apr 73  
 8.96 +1.32 12 Apr 73  
 9.29 +1.48 21 Apr 73  
 10.11 +1.985 13 May 73  
 10.34 +1.765 14 May 73  
 10.39 +1.805 22 May 73

~~ob 13.34 +1.735 (+0.18) 19 May 73~~  
 13.38 +1.74 +0.75<sup>56</sup>? 21 May 73  
 14.26 +1.84 +1.06 2 July 73  
 14.10<sub>302</sub> +1.81 +0.53 3 July 73  
 12.67 +1.38 +1.055 27 July 73

10.59 +1.735<sup>29</sup> 20 July 73  
 10.61 +1.755 25 July 73  
 10.41 +1.735 28 July 73  
 10.39 +1.705 29 July 73  
 9.40 +1.285 30 Aug 73

+ (124) 22 July 73


10.07 +1.305 +0.85 1554923  
955 +1.33 +0.51 1754977

Rw Lib. 15 20.2 -23 54 +140

48198184

-23012248

-223  
-112



Ru til

ru

208<sup>9</sup>

15 21 20 -23 58 10.4-15.0 5

1.035

9.40 +1.52 11.035 30 Jun 71

8.84 +1.68 +1.07 30 Jun 71

9.08 +1.725 +1.095 6 July 71

9.81 +1.76 +1.20 25 July 71

11.48 +1.61 +0.82 1 Mar 72

9.20 +1.355 +0.64 21 July 72

9.16 +1.40 +0.89 25 July 72

9.11 +1.41 +0.87 27 July 72

9.38 +1.465 +0.84 3 Aug 72

9.47 +1.465 +0.85 7 Aug 72

9.24 +1.29 15 May 71

8.95 +1.105 23 May 71

8.79 +1.07 25 May 71

8.00 +0.705 1 July 71

7.99 +0.75 5 July 71

9.86 +1.68 25 Jun 72

9.80 +1.62 27 Jun 72

9.38 +1.415 5 July 72

8.21 +0.795 22 Aug 72

8.26 +0.845 31 Aug 72

9.64 +1.555 +0.80 17 Aug 72

9.48 +1.62 +1.00 15.5.289

9.50 +1.64 +0.58 15.5.6.91

10.30 +1.67 +1.04 15.6.8.50

10.34 +1.68 +1.00 15.6.4.88

10.44 +1.68 +1.02 15.7.2.88

10.46 +1.54 +1.14 15.7.3.88

8.34 +1.885 4 Aug 72

8.54 +1.05 20 Aug 72

8.42 +1.01 18 Aug 72

8.88 +1.27 15.7.0.88

8.57 +1.34 15.7.1.88

(over)

New Jan 27 '72

RS bid	15	22	34	-22	48.5	2,894	7-13.0
--------	----	----	----	-----	------	-------	--------

8.05	+1.53	+0.545	24 Jan 74	4.96	+1.895	25 Jan 72
8.11	+1.57	+0.69	5 Feb 72	5.03	+1.60	27 Jan 72
8.70	+1.59	+0.375	21 Feb 72	5.12	+1.885	5 Feb 72
8.86	+1.58	+0.32	26 Feb 72	5.26	+1.842	4 Feb 72
8.88	+1.53	+0.34	27 Feb 72	5.24	+1.97	15.25.90
9.30	+1.58	+0.22	3 Feb 72	5.38	+1.85	31 Feb 72
9.89	+1.635	+0.20	17 May 72	5.54	+1.91	19 Aug 72
10.23	+1.64	+0.21	15.52.89	5.77	+1.91	19 Aug 72
10.95	+1.72	+0.19	15.68.91	6.07	+1.78	13-20.89
11.00	+1.75	+0.14	15.69.88	6.13	+1.78	15.71.88

9.70 +1.65 +0.565 10 Aug 73 1851 861 +1.435 +0.325 5.36 +1.955 11.55  
 8.78 +1.445 +0.365 29 Aug 73 1851 8.54 +1.43 +0.25 5.39 +1.955 11.55  
 8.80 +1.42 +0.31 31 Aug 73 1851 8.54 +1.44 +0.235  
 9.84 +1.65 +0.74 31 Mar 73 5.74 +1.85 11.93

9.87 +1.70 +0.04 28 Apr 73

10.22 +1.915 +0.13 11 Apr 73

10.32 +1.71 +0.165 13 Apr 73

10.63 +1.73 +0.23 20 Apr 73

10.78 +1.77 +0.245 22 Apr 73

11.41 +1.865 +0.43 9 May 73

11.81 +1.96 +0.52 15 May 73

12.33 +1.975 +0.48 21 May 73

18.04 +1.985 +0.60 2 July 73

~~10.545~~ +1.945 +0.64 3 July 73  
~~10.09~~ +1.635 +0.58 21 July 73  
 10.18 +1.675 +0.65 23 Aug 73

5.74 +1.85 11.93

5.91 +1.78 12.43

6.10 +1.905 11.49

6.52 +1.785 13.22

6.53 +1.745 18 May 73

6.54 +1.755 22 May 73

5.88 +1.555 22 July 73

8.99 +2.03 29 July 73

5.82 +2.015 29 July 73


5.82 +2.00 29 July 73

5.45 +1.98 30 July 73  
 5.44 +1.99 30 July 73



1972  
1931  
1972

9.52	11.08	+0.40	20 Apr 72	(21 Aug 72)	9.58	+1.085	+0.64	8:50
9.36	8.80	+0.48	441.10		9.53	+1.11	+0.70	11:30
9.47	8.87	+0.47	442.09	(25 Aug 72)	9.61	+1.075	+0.70	8:55 PM
9.50	+1.07	+71	443.11		9.58	+1.08	+0.65	9:55
9.34	+1.43	+72	445.11	(27 Aug 72)	9.41	+1.08	+0.64	
				(30 Aug 72)	9.58	+1.11	+0.655	



9.57 +1.07 +0.685 25 Jun 71

P = 0.4?

9.7 bid 15 30 45

-8 26 10.2-11.1

9.50 +1.065 +0.65 3 Jun 71

9.35 +1.055 +0.635 4 Jun 71 9:45 PM

9.37 +1.08 +0.61 10:30

9.36 +1.06 +0.67 10:46

9.36 +1.07 +0.65 11:33

9.34 +1.07 +0.67 5 Jun 00:45

9.34 +1.075 +0.64 5 Jun 01:30

9.35 +1.07 +0.63 11:02

9.56 +1.09 +0.66 6 Jun 71

9.60 +1.06 +0.72 30 Jun 71

9.40 +1.10 +0.67 30 Jun 71

9.56 +1.09 +0.655 6 Jun 71

~~9.91 +0.50 15 Jun 71~~

8.91 +0.50 15 Jun 71

9.10 +0.54 23 Jun 71

8.85 +0.50 25 Jun 71

8.58 +0.50 1 Jun 71

9.02 +0.545 5 Jun 71

3<sup>1</sup>/<sub>4</sub> dump?

up #  
1

11 Apr 73 9.01 +1.20 +1.035  
14 Apr 73 9.01 +1.19 +1.035

9.34 +1.09 +1.17 2:30 AM 12 Apr 73 <sup>12</sup>

13 Apr 73 8.54 +0.52 2:10 AM

9.54 +1.085 +0.175 2:20 AM 14 Apr 73

9.415 11:40 PM 14 Apr 73

9.402 1:40 AM 15 Apr 73

9.395 +1.09 +0.57 2:40 AM 15 ""

15.20 +1.50 - 17 Aug 72  
~~11.01 +1.11~~

new max 72

S Sco 16 15 53 -22 49

10.48 +1.46 +1.03 17 Aug 72  
10.43 +1.49 +1.05 20 Aug 72  
10.41 +1.45 +1.07 22 Aug 72  
10.58 +1.65 +1.22 1473.03  
10.67 +1.62 +1.22 1474.56

9.03 +1.27 18 Aug 72  
9.00 +1.25 21 Aug 72  
9.00 +1.27  
1468.58  
1469.57 8.98 +1.27  
1473.99 9.09 +1.25

1408 +1.55 - 21 Aug 72  
1425 +1.51 - 25 Aug 72  
1454 +1.54 - 27 Aug 72  
1482 +1.60 +0.60 3 Aug 72  
1461 +1.52 +0.41 7 Aug 72

25 Aug 72 9.60 +1.60  
27 Aug 72 9.77 +1.67  
5 Aug 72 10.18 +1.715  
20 Aug 72 10.86 +1.775  
22 Aug 72 10.73 +1.79

10.94 + 176 3/4

11.14 + 183 1/2

11.31 + 181 20 Aug 72

run

10 - 11.5

SS Saw 16 53 04 -32 35 8.750 (K) den?

AD12539 W.S. 10.50 11.6

-320121216 7.93 +1.97 +2.04 5 m Aug 69

8.24 +1.72 +2.24 2 July 69

8.16 +1.75 +1.92 17 " " "

8.18 +1.65 +2.02 23 " " "

8.17 +1.67 +2.07 9 Sept 69 20 July  
8.16 +1.67 +2.03 12 " 7.30 10.705 25 July 69  
7.33 10.69 18 Sept 69  
7.19 10.72 25 Sept 69

Handwritten notes: "Hand saw", "Hand saw", "Hand saw"

Handwritten notes: "1 - 2", "5"

1972 8.19 11.64 12.05 25 July 7.20 10.74 20 July  
8.16 11.62 11.58 27 July 7.21 10.73 20 July



1973

RRS 14

6.49	+1.585	+0.635	11 Apr 73
6.55	+1.60	+0.605	13 Apr 73
6.76	+1.585	+0.545	20 Apr 73
8.09	+1.56	+0.25	19 May 73
8.17	+1.56	+0.24	21 May 73
9.68	+1.62	+0.33	29 June 73
<del>10.09</del>	<del>+1.62</del>	<del>+0.32</del>	<del>23 July 73</del>
10.18	+1.675	+0.535	27 July 73
10.47	+1.625	+0.485	13 Aug 73
10.49	+1.66	+0.49	29 Aug 73
10.23	+1.64	+0.50	14 Sept 73
10.10	+1.59	+0.495	15 Sept 73
10.03	+1.595	+0.485	17 Sept 73

4.34	+1.67		12 Apr 73
4.29	+1.745		21 Apr 73
4.88	+1.87		13 May 73
4.91	+1.865		18 May 73
4.98	+1.86		22 May 73
5.50	+1.865		22 June 73
5.63	+1.88		29 June 73
5.86	+1.865		30 Aug 73
5.86	+1.905		3 Sept 73
5.78	+1.98		16 Sept 73
5.70	+1.985		18 Sept 73

993 + 1525 + 0.495 15 Oct

5.21  
~~4.54~~ + 2.02 14 Oct

890 + 1375 + 0.47 11 Oct 73

5.11 + 1965 21 Oct 73

836 + 145 - 17 Oct 73

802 + 142 + 0.265 21 Oct 73 (S)

793 + 136 + 0.70 22 Oct 73 (S)

7.30 +1.495 +0.37 9 Aug 72  
7.78 +1.57 +0.185 17 Aug 72

ARR 500 16 54 72 -80 32

6.78 +1.49 +0.695 17 Aug 72 4.38 +1.695 18 Aug 72  
6.64 +1.51 +0.73 20 Aug 72 4.29 +1.67 20 Aug 72  
6.54 +1.48 +0.74 22 Aug 72 1.46 9.03 4.19 +1.57  
6.10 +1.535 +0.825 1473.06 1.46 9.99 4.18 +1.59  
6.11 +1.53 +0.785 1474.97 1.47 4.01 4.18 +1.56  
6.20 +1.55 ~~6.10~~ 24 Aug 72 25 June 72 4.13 +1.63  
6.26 +1.56 +0.74 5 July 72 27 June 72 4.15 +1.64  
6.68 +1.48 +0.515 21 Aug 72 1525.90 4.29 +1.66  
6.76 +1.565 +0.50 25 Aug 72 18 Aug 72 4.73 +1.83  
6.80 +1.52 +0.495 27 Aug 72  
7.14 +1.60 30 Aug 72

020

1552.90 8.09 +1.54 +0.33

1556.92 8.20 +1.58 +0.28

1568.92 8.76 +1.55 +0.26

1564.90 8.82 +1.56 +0.21

1572.90 8.96 +1.58 +0.21

1573.84 9.01 +1.56 +0.31

1604.0 10.08 +1.65 +0.28

1605.0 10.11 +1.67 +0.24

2100.72 10.39 +1.675 +0.20 612

1570.90 5.05 +1.86

1571.84 5.08 +1.87

2200.72 5.99 +1.825

10.92 +1.675 +0.57 11 Oct 73

Play

11.77 +1.76 +0.605 11 Apr 73

11.66 +1.83 +0.605 13 Apr 73

11.38 +1.73 +0.58 20 Apr 73

9.91 +1.55 +0.63 (5 May 73)

9.86 +1.57 +0.74 21 May 73

7.64 +1.63 +0.835 21 May 73

7.87 +1.71 +0.83 27 May 73

8.35 +1.70 +0.685 13 June 73

9.07 +1.67 +0.71 29 May 73

9.88 +1.645 +0.29 14 Sept 73

9.86 +1.615 +0.205 15 Sept 73

9.94 +1.66 +0.265 15 Sept

6.85 +1.95 21 Oct 73

7.14 +1.98 12 Apr 73

7.10 +1.995 21 Apr 73

6.91 +2.02 18 May 73

6.90 +1.98 18 May 73

6.80 +1.94 22 May 73

5.62 +1.655 22 June 73


5.62 +1.66 28 June 73

6.13 +1.945 30 Aug 73

6.17 +1.865 3 Sept 73

6.44 +1.975 16 Sept 73

6.65 +1.90 14 Oct 73



RR Alph

17 06 01 -16 03.5

(over)

was independent

					5.79	+1.65	16 Oct 71
8.12	+1.62	+0.975	13 Oct 71		5.76	+1.645	18 Oct 71
7.79	<sup>1.402</sup> +1.66	+1.025	24 Oct 71		5.93	+1.65	23 Oct 71
11.51	+1.63	+1.89	24 Jan 72		6.69	+2.08	25 Jan 72
10.17	+1.32	+0.59	21 Jan 72		6.84	+2.10	27 Jan 72
9.77	+1.34	+0.62	25 Jan 72	1.524	7.13	+2.05	5 Feb 72
9.49	+1.25	+0.755	27 Jan 72		6.72	+2.065	20 Feb 72
8.55	+1.415	+0.73	3 Aug 72		6.66	+2.045	22 Feb 72
8.04	+1.43	+0.80	7 Aug 72		6.36	+1.99	15 May 71
7.34	+1.51	+0.855	17 Aug 72		6.27	+1.89	31 Aug 72
					5.44	+1.55	20 Aug 72
					5.46	+1.545	19 Aug 72

15552.91 7.27 +1.56 -14.02  
 1556.93 7.17 +1.57 +0.91  
 1570.90 5.81 +1.52  
 1571.90 5.80 +1.55

1568.93 7.27 +1.58 +0.87  
 226.872 5.55 +1.77  
 1569.90 7.31 +1.61 +0.82  
 236.872 5.56 +1.82  
 5.16

1572.91 7.31 +1.62 +0.82  
 306.872 6.27 +2.015

1573.90 7.32 +1.62 +0.86

1603.91 8.16 +1.65 +0.44  
 205  
 230  
 250  
 -1326  
 000  
 1242  
 2.50

1604.92 8.22 +1.67 +0.58  
 10.01  
 10.02  
 1.03  
 1.03  
 1.0

216.872 8.54 +1.65 +0.635  
 10.01  
 10.02  
 1.03  
 1.03  
 1.0

100  
 173  
 10  
 10  
 10



520

V 502020

17 20 47 -29 11 11-12.5 17

170


10.34	+1.95	-	8.20	69
9.86	+2.02	+1.94	2 July 69	
10.32	+2.01	+1.95	17 " "	
10.27	+2.01	+1.98	23 " "	
10.52	+1.98	+1.96	19 Aug 69	
10.13	+1.96	+2.09	9 Sept 8.25	+1.41 24 July 69
10.03	+1.99	+2.09	12 Sept 8.76	+1.46 18 Aug 69

8.13

+1.275 20 Sept 69

8.16


+1.235 3 Oct 69



V 520 cyl (cont)

9.98	+1.985	+1.77	28 Apr 70
9.71	+1.97	+1.94	15 May 70
9.52	+2.01	+2.18	26 May 70
9.62	+2.035	+2.24	28 " "
9.58	+2.03	+2.21	31 May 70
9.77	+1.955	+2.035	24 Jun 70

8.27	+1.27	30 Apr 70
8.15	+1.28	1 May 70
7.98	+1.26	27 May
8.01	+1.27	29 May 70
8.20	+1.32	27 Jun 70



AG-66405

(P-I) over

BM SCO

17 38 47 -32 12 5-7

5.88	+1.67	+1.49	2 July 69
5.86	+1.65	+1.75	23 " "
5.98	+1.72	+1.64	25 Aug 69
5.91	+1.67	+1.72	" "
5.93	+1.69	+1.67	5 May 69
5.91	+1.67	+1.68	7 June 69
5.88	+1.66	+1.78	13 July 69
5.57	+1.61	+1.54	4 19 Aug 69

$\bar{E} = +13.6405$   
 $62 + 183.1457$

5.87 7.87 +1.66 +1.78 19 Aug 69  
 6 5.97 +1.66 +1.72 18 Sep 69  
 5.55 +1.64 +1.72  
 5.58 +1.65 +1.75

2992

2984

4.69 +D.62 4 May 69

4.68 +D.62 29 Apr

5.06 +D.60 30 June 69

4.98 +D.615 24 July 69

5.06 +D.625 18 April 69

5.07 +D.615 20 Sept 69

5.21 +D.615 30 Apr 70

5.40 +D.63 27 May 70

5.32 +D.615 29 Aug 70

BMS Co (cont)

6.21 +1.675 +1.66 24 July 71  
(6.13 +1.71 +1.66 27 June 71)  
6.21 +1.63 +1.65 6 June 71  
6.24 +1.615 +1.645 3 June 71  
6.16 +1.61 +1.645 6 June 71  
6.19 +1.615 +1.655 22 Sept 71  
6.16 +1.64 +1.675 28 Sept 71

(52) - 10.66 5 June 71

5.26 + 0.66 23 Sept 71

(over)

1972

6.15	+162	+161	21 Aug 72	20 Aug 72	5.20	+0.645
6.15	+1625	+162	25 Aug 72	22 Aug 72	5.17	+0.63
6.16	+1635	+165	3 Aug 72			
<hr/>						
5.98	+164	+1595	20 Apr 73	12 Apr 73	5.08	+0.621
5.52	+1635	+165	21 May 73	15 Jul 88	5.16	+0.655
5.95	+164	+171	27 Aug 73			
5.58	+164	+169	29 Aug 73			
5.50	+1635	+174	14 Sept 73			
5.56	+1635	+162	11 Oct 73			



7.28 +11.58 +11.58 7/11/72  
7.28 +15.14 +15.14 5/20/72  
7.28 +11.58 +11.58 5/11/72

7/11/72 7/11/72 7/11/72  
7/11/72 7/11/72 7/11/72  
7/11/72 7/11/72 7/11/72

7.38 +1.58 +1.06 17/2/72  
(7.32) +1.60 +1.075 20/7/72  
7.42 +1.60 +1.14 + 22/2/72  
7.27 +1.63 +1.20 17/3/72  
7.35 +1.48 +1.14 17/5/72  
7.47 +1.60 +1.05 24/7/72  
7.41 +1.63 +1.12 5/7/72  
7.39 +1.60 +1.11 21/7/72  
7.37 +1.60 +1.06 25/7/72  
7.82 +1.58 +1.125 27/7/72  
7.25 +1.59 +1.145 3/8/72

75d  
23-28 85 47 + 85  
83-82

7/11/72 25/7/72 27/7/72  
14/4/72 20/4/72 20/4/72  
50/11/72 50/11/72 50/11/72  
50/11/72 50/11/72 50/11/72  
58/11/72 50/11/72 50/11/72  
51/11/72 50/11/72 50/11/72  
15/5/72 10/5 10/5  
17/11/72 17/11/72 17/11/72  
19/11/72 19/11/72 19/11/72

19 Aug 20/11/72 25/11/72  
+1.48 +1.48 +1.48

1552293 7.24 +1.64 +1.12

1570.91 480 +1.62

155655' 7.12 +1.62 +1.26

159191 482 +1.66

156895 6.99 +1.61 +1.34

156992 7.01 +1.66 +1.25

157392 7.05 +1.59 +1.27

18 35.2 -6 50 22 days? (R,I) over  
 EW Set 18 36 14 -6 495 8.5-9 NO

-60 4516 +0.12 -0.04 ±L 7.92 ~~+1.63~~ +1.36 13 Aug 69 9.35

6.74 +0.865 25 July 8.07 +1.73 +1.42 2 July 69

7.43 +1.70 +1.35 17 " "

7.98 12:00 AM 26 July 8.32 +0.84 +0.54 23 July 11:15 PM

next to 8.31 +0.84 +0.53 13 Aug 10:25 AM

7.92 +1.63 +1.36 13 Aug 69

8.20 +1.77 +1.48 17 Aug 69 (9.35) +4

7.77 +1.63 +1.37 19 Aug 69 +2

8.09 +1.75 +1.44 9 Sept 69 9.10 PM

7.81 +1.66 +1.33 12 Sept 69

8.06 +1.71 +1.45 2 Oct 69

613

+0.89

18 Aug 69

NO

Went

6.74

+0.865

25 Aug

10:05 PM

8.16

+0.545

22 Aug 69

Wednesday

8:20"

6.74

+0.885

20 Sept "

8:1 PM

6.83


+0.875

3 Oct 69

# EW Set (cont)

15 May 70	8.07	+1.775	+1.44
24 May 70	7.81	+1.645	+1.34
28 May 70	8.24	+1.835	+1.58
31 May 70	7.91	+1.71	+1.30
24 Jun 70	7.90	+1.675	+1.33
7 Oct 70	7.74	+1.60	+1.33
30 Oct 70	7.92	+1.70	+1.80
1 Nov 70	7.99	+1.69	+1.40

7.01	+0.92	30 Apr 70
6.61	+0.885	1 May 70
6.85	+0.92	27 May 70
6.95	+0.915	29 May 70
6.91	+0.93	27 Jun 70
6.65	+0.92	8 Oct 70
6.86	+0.905	24 Oct 70
6.96	+0.92	31 Oct 70



6.59 + 0.89 15 May 71  
6.80 + 0.92 22 May 71

6.78 + 0.93 5 Jun 71  
6.93 + 0.96 4 Jun 71  
6.92 + 0.98 5 Jun 71  
[ 6.89 + 0.94 18 Oct 71  
6.79 + 0.94 17 Oct 71  
7.02 + 0.92 23 Oct 71  
6.63 + 0.92 25 Oct 71

EWSA (Cont)

8.13 + 1.83 + 1.45 5 24 May 71  
7.96 + 1.72 + 1.43 4 Jun 71  
8.20 + 1.79 + 1.46 6 Jun 71  
8.03 + 1.74 + 1.43 30 Jun 71  
8.01 + 1.72 + 1.37 3 July 71  
7.98 + 1.64 + 1.30 6 July 71  
7.89 + 1.64 + 1.36 13 Oct 71  
8.05 + 1.69 + 1.34 24 Oct 71  
8.06 6.94 + 4.59 9 Nov 71

Handwritten text, likely bleed-through from the reverse side of the page. The text is extremely faint and illegible due to the low contrast and scan quality. It appears to be organized into several lines of text, possibly a list or a series of entries.



760M  
750M

3  
4  
7  
6

set  
BW Salt (cont)


16 May 71 15 May 71  
6.59 + 0.89 6.80 + 0.87  
6.80 + 0.92 0.32 71  
+ 0.52 2.50

16 May 71 15 May 71  
8.06 6.94 + 0.44 9.00 7.08

2.51

8.5	+ 1.785	11.45	21.67	all Pwd SHIT	5.87
7.98	+ 1.65	+ 1.89	2.5	all Pwd SHIT	5.97
7.56	+ 1.675	+ 1.325	2.7	all Pwd SHIT	5.69
8.29	+ 1.69	+ 1.485	3.2	all Pwd SHIT	5.61
10.8	+ 1.72	+ 1.87	10.55	all Pwd SHIT	5.01

all Pwd  
SHIT  
6.52 - 40.88 10.45 PM



well

near Jan-1 1972

X leph . 8 36 54 +8 48 509-5.2

6.71 +1.425 +0.54 17mg 72 1766905 3.54 +1.74  
 (6.65) +1.43 +0.55 20mg 72 147403 3.93 +1.79  
 6.67 +1.465 +0.54 22mg 72 1525.92 4.32 +1.82  
 6.65 +1.44 +0.57 1473.08 (20 Aug 72 4.70 +1.83  
 6.66 +1.465 +0.505 1475.02 (18 Aug 72 4.66 +1.83

6.64 +1.40 +0.465 24mg 74  
 7.25 +1.35 +0.55 5mg 72  
 7.54 +1.34 +0.52 21mg 72  
 7.61 +1.33 +0.585 25mg 72  
 7.76 7.60 +1.305 +0.58 27mg 72 50.545 3 Aug 72

7.76 +1.33 +0.55 = 3 Aug 72

1570.91 4.64 +1.78

7.79 +1.32 +0.61 7 Aug 72

1571.9 4.68 +1.78

5.24

7.92 +1.30 +0.68 17 Aug 72

2266.72 5.25 +1.79

8.01 +1.32 +0.78 15.52.94

2266.72 5.18 +1.82

8.01 +1.35 +0.76 15.56.95

3000.72 5.36 +1.99

8.07 +1.32 +0.81 15.68.95

8.10 +1.29 +0.87 15.73.92

8.42 +1.32 +0.90 16.03.94

8.45 +1.27 +0.91 16.04.94

8.33 +1.27 +0.87 21.00.72

9.33 +1.84 +1.30 17 Aug 72

AMGA 18 89 12

-37 31 7.6-12.7

187.5

8.33 5.51 +1.78 442.12

8.12 +1.88 +1.31 443.15 / 5-40 +1.69 18 Aug 72

8.21 +1.89 +1.35 445.15 / 5.48 +1.75 1469.06

8.20 +1.91 +1.36 20 Aug 72

8.21 +1.91 +1.48 1473.09

8.21 +1.93 +1.42 1475.02

8.23 +1.95 +1.35 24 Aug 72

8.25 +1.88 +1.45 5 Aug 72

8.29 +1.84 +1.33 21 Aug 72

8.29 +1.86 +1.35 25 Aug 72

8.26 +1.87 +1.34 3 Aug 72

5.48 +1.74 1474.03

5.43 +1.76 27 Aug 72

5.53 +1.73 5 Aug 72

5.65 +1.77 20 Aug 72

5.56 +1.77 22 Aug 72

5.59 +1.77 20 Aug 72

262 8.03 +1.625 +0.865 24 June 20  
8.42 +1.64 +0.81 7 Oct 70  
177017860 +1.53 +0.75 26 Oct 72  
over

8.51 +1.59 +0.82 30 Oct 70  
8.54 +1.59 +0.79 1 Nov 70  
424 8.44 +1.62 +0.87 23 July 69  
447 8.14 +1.64 +0.94 13 Aug 69  
451 8.30 +1.62 +0.88 17 Aug 69  
455 8.23 +1.57 +0.91 19 " " " "  
471 8.34 +1.63 +0.81 9 Sept 10:40 PM  
477 8.34 +1.62 +0.80 12 "

722 8.33 +1.63 +0.88 15 May 70  
733 8.36 +1.63 +0.82 26 May 70  
735 8.39 +1.625 +0.86 28 May 70  
738 8.39 +1.60 +0.83 31 May 70

88 of SU 5/2  
8.1 Van GMC

5.50 +1.53 26 July 69  
5.25 +1.91 25 " " "  
5.34 +1.93 18 Aug 69  
5.25 +1.93 22 "  
5.42 +1.94 18 Sept 69  
5.64 +1.90 20 Sept 69  
5.40 +1.88 27 May 70  
5.41 +1.88 5 June 70  
5.22 +1.89 29 Oct 70  
5.29 +1.88 31 Oct 70

881.50 8.62 5.36 +188

Winnon

884.53 8.64 5.39 +1.91

1472

8.47 +1.61 +0.82 +0.92

8.22 11.61 +0.915 21.722  
8.14 11.625 +0.910 17.172

SUSPENS

8.47 11.1 +0.82-17.222  
8.49 11.2 +0.82-20.222  
8.50 11.2 +0.82-22.222  
8.46 11.61 +0.905 14.7309  
8.43 11.65 +0.90 14.7518  
8.48 11.58 +0.85 21.722  
8.54 +1.57 +0.92 5.1722  
8.37 11.60 +0.82 21.722  
8.31 11.61 +0.925 21.722  
8.21 11.61 +0.905 21.722  
8.18 11.62 +0.93 21.722

20

5.01 11.785 18.722  
4.98 11.785 21.722  
14.7404 5.10 +1.82  
27.722 5.10 +1.84  
5 51.5-22.19 +1.80  
20 52.5 +1.85  
22 52.5 +1.83  
07 July 5.03 18.505  
31 July 5.11 18.505  
20 Aug 22.505 18.505



1552.96	8.10	+1.64	+1.03	1570.52	5.21	+1.81
1556.96	8.04	+1.64	+1.00	1571.52	5.21	+1.81
1568.97	8.13	+1.60	+0.56			
1569.94	8.18	+1.61	+0.52			
1573.94	8.22	+1.59	+0.55			

7.61 +1.35 +0.07 5 Aug 72  
 8.08 +1.44 -0.03 21 Aug 72  
 8.20 +1.44 -0.01 25 Aug 72  
 R 1.44 9 64 56  
 8.20 +1.39 -0.07 27 Aug 72  
 8.50 +1.43 -0.03 3 Aug 72  
 8.59 +1.43 -0.05 9 Aug 72  
 7.76 +1.46 +0.24 22 Sept 71  
 7.53 +1.45 +0.20 29 Sept 71  
 7.45 +1.46 +0.19 28 Sept 71  
 8.11 +1.45 +0.04 13 Oct 71  
 6.43 +1.33 +0.40 17 May 72  
 6.77 +1.40 +0.46 22 May 72  
 6.57 +1.41 +0.53 14 Feb 70  
 6.56 +1.41 +0.47 14 Feb 70  
 7.70 +1.38 +0.23 24 Feb 74

20 Aug 72 4.38 +1.87 1525.63  
 4.67 +1.87 31 Aug 72  
 4.34 +1.88 23 Sept  
 4.46 +1.92 27 Sept  
 4.54 +1.94 18 Oct  
 4.57 +1.94 17 Oct  
 4.67 +1.92 25 Oct  
 4.07 +1.78  
 4.04 +1.75  
 4.19 +1.88  
 4.44 +1.74  
 20 Aug 72

11  
+0.8

15 Aug 4.75 +1.85

8.97 +1.445 -0.09 17 Aug 72 20 Aug 72 4.86 +1.87

9.13 +1.448 0.00 1552.96 1570.92 4.96 +1.80

9.20 +1.53 -0.02 1556.97 1571.92 4.99 +1.81

9.50 +1.54 +0.11 1568.97 (22 Oct 72 5.69 +1.79

9.62 +1.59 +0.07 1569.95 (28 Oct 72 5.61 +1.82

9.70 +1.58 +0.25 1573.94 30 Oct 72 4.92 +1.87

10.45 +1.87 +0.63 1602.95

10.45 +1.92 +0.58 1604.91

10.37 +1.91 +0.38 21 Oct 72


1470

PAyd (cont)

10.001 +1.555 +0.575 23 July 70  
10.009 +1.545 +0.625 27 July 70  
10.322 +2.022 +0.645 29 Aug 70  
9.770 +1.822 +0.565 19 Sept 70  
8.334 +1.455 +0.55 21 Oct 70 (s)  
8.225 +1.533 +0.49 22 " " "

54

5.34 +1.80 22 July 70  
5.55 +1.79 30 Aug 70  
5.35 +1.93 16 Sept 70  
4.63 +2.00 19 July 89



1603.98 10.87 +1.70 +1.72  
1604.98 10.89 +1.68 +1.87

cut 1

5 Apr 20 10 14 +15 32

9.54 +1.70 +1.405 22 Oct 71  
9.52 +1.64 +1.59 24 Sept 71  
9.47 +1.63 +1.49 13 Oct 71  
9.71 +1.64<sup>5.84</sup> +1.39 24 Oct 71

over

141879 20 10 13 +14 33 7.5 40 7.54 +0.13 10.075 29 Oct 71

141880 20 10 16 +14 20 7.9 40 8.62 +0.185 10.5 29 Oct 71  
~~10.5 29 Oct 71~~

8.18 +1.16 23 Oct 71  
8.12 +1.15 27 Sept

(~~8.20 +1.05 +1.80 Oct 71~~)

8.19 +1.17 17 Oct 71  
8.23 +1.185 23 Oct 71  
8.30 +1.19 25 Oct 71

10.5 29 Oct 71

1472 9.82 +1.80 +1.51 1552.98  
9.80 +1.78 +1.70 1557.60  
10.41 +1.76 +1.48 1565.02  
10.50 +1.78 +1.56 1564.47

Con

16.70 +1.71 +1.56 1573.42  
9.76 +1.67 +1.515 24 Aug 72

1570.44 8.70 +1.35  
1571.58 8.81 +1.42  
~~226472~~ 9.18 ~~11435~~  
226472 9.17 +1.44

9.57 +1.78 +1.60 5 Aug 72

8.25 +1.20 27 Aug 72

9.43 +1.70 +1.61 21 Aug 72

8.16 +1.25 20 Aug 72  
8.00 +1.15 23 Aug 72  
8.16 +1.14 27 Aug 72

9.50 +1.64 +1.67 25 Aug 72

(9.45 +1.715 +1.615 27 Aug 72)

8.18 +1.15 31 Aug 72  
8.28 +1.20 20 Aug 72  
8.23 +1.14 16 Aug 72

9.55 +1.74 +1.63 2 Aug 72  
9.52 +1.73 +1.62 7 Aug 72  
9.77 +1.75 +1.735 17 Aug 72

9.53 -0.02 -0.47 24 Aug 72

191946 20 10 31 +1.9 59 8.045

151980 20 10 43 +1.5 16 8.005

7.88 -0.18 -0.625 24 Aug 72

over

SAG/Clark

1603.98 10.87 +170 +175  
1604.98 10.89 +168 +187  
216072 10.90 +166 +163  
2441633.928 9.72 +157 +1.13

8.49 +1.25<sup>30</sup>  
8.11 +1.07 634.9  
9.81 +1.10 12072

Z- 4.56



1973

10.59	+1.42	+1.17	29 Aug 73		8.75	+1.39	30 Aug 73
10.36	+1.39	+1.245	31 Aug 73		8.49	+1.335	3 Sept 73
9.44	+1.49	+1.29	15 Sept 73		7.90	+1.19	16 Sept 73
9.39	+1.51	+1.26	17 Sept 73		8.05	+1.115	18 Sept 73
9.35	+1.57	+1.20	19 Sept 73	} stroke 8.26	8.20	+1.065	14 Oct 73
9.37	+1.48	+1.35	21 Sept 73			8.32	+1.175
9.57	+1.665	+1.305	11 Oct 73		8.27	+1.145	21 Oct 73
9.66	+1.70	+1.48	17 Oct 73		8.60	+1.22	13 Nov 73
9.69	+1.74	<del>+1.45</del>	21 Oct 73 (S)				
9.68	+1.76	+1.50	22 Oct 73 (S)				
10.05	+1.74	+1.44	8 Nov 73				

New N Ryd 19 05 05 +8 39 5.5 BF

177958  
$$\begin{array}{r} 9.24 +0.34 -0.02 \quad 22 \text{ Sept } 71 \\ 9.24 +0.34 -0.01 \quad 28 \text{ Sept } 71 \\ \hline 9.26 +0.34 -0.015 \end{array}$$

177832 19 04 35 +11 09 8.4 BF

$$\begin{array}{r} 8.61 +0.50 -0.095 \quad 22 \text{ Sept } 71 \\ 8.53 +0.49 -0.06 \quad 28 \text{ Sept } 71 \\ \hline 8.57 +0.445 -0.08 \quad (2) \end{array}$$

178162 19 05 47 +8 18 9.1 BF


$$\begin{array}{r} 8.84 +0.11 -0.26 \quad 27 \text{ Sept } 71 \\ 8.77 +0.35 -0.12 \end{array}$$

177624 19 03 47 +09 25 6.93 BF

$$\begin{array}{r} 6.90 +0.17 -0.38 \quad 27 \text{ Sept } 71 \\ 6.86 +0.16 -0.36 \quad 29 \text{ Sept } 71 \end{array}$$

$$\begin{array}{r} 6.81 +0.18 -0.35 \\ \hline 6.86 +0.18 -0.365 \quad (3) \end{array}$$

5657



9.23 +1.405 +0.915 18 Oct 73  
9.11 +1.38 +0.93 21 Oct 73 (S)  
9.04 +1.34 +0.88 22 " " "  
19 Sep 1973

7.78 +1.63 +0.61 10 Apr 73  
9.37 +1.65 +0.53 15 May 73  
9.51 +1.62 +0.57 21 May 73  
11.86 +1.535 +0.34 2 June 73  
12.45 +1.635 +0.41 23 June 73  
12.55 +1.555 +0.40 25 June 73  
12.83 +1.565 +0.45 29 June 73  
11.34 +1.425 +0.52 15 Sept 73  
11.18 +1.465 +0.565 17 Sept 73  
9.65 +1.395 +0.77 11 Oct 73  
9.32 +1.385 +0.78 17 Oct 73

~~6.44 +1.77 17 Sept 70~~  
7.04 +1.715 21 Oct 73  
6.59 +1.405 13 Nov 73  
W

6.01 +1.41 12 Apr 73  
6.70 +1.72 13 May 73  
6.74 +1.755 18 May 73  
9.14 +1.995 22 June 73  
8.25 +1.505 24 June 73  
8.24 +2.045 30 July 73  
3 Sept 73 8.16 +1.910  
16 Sept 73 7.87 +2.005  
18 Sept 73 7.78 +1.98  
14 Oct 73 7.14 +1.775

9.23 +1.485 +1.915 (Krafts)

9.11 +1.38 +0.92 216415)

9.04 +1.34 +0.88 236415)

9.50 +1.315 +0.59 8996023

R  
8.74 +1.68 +0.50 3 Aug 72  
8.92 +1.58 +0.415 7 Aug 72  
8.51 +1.55 +0.30 17 Aug 72  
8.50 5-6

Nov  
-15 22 6.7-12.8

more from 9 72

10.48 +1.24 +1.15 17 May 72  
8.51 +1.27 +0.83 20 May 72  
8.38 +1.34 +0.74 22 May 72  
7.71 +1.395 +0.86 14 July 72  
7.65 +1.365 +0.82 14 July 72  
7.55 +1.445 +0.755 24 Jan 72  
7.74 +1.52 +0.81 5 Feb 72  
8.17 +1.52 +0.61 21 July 72  
8.34 +1.565 +0.605 25 July 72  
8.35 +1.54 +0.565 27 Aug 72

6.47 +1.56 21 May 72  
146.67 6.24 +1.43  
147.405 6.13 +1.37  
27 July 72 6.00 +1.365  
5 Aug 72 6.04 +1.41  
~~20 July 72 6.27 +1.55~~  
22 July 72 6.25 +1.56  
27 July 72 6.31 +1.58 15 25.54  
31 Aug 72 6.49 +1.63  
20 Aug 72 6.52 +1.81

~~155697 10.14 +0.~~

157093 7.22 +1.50

156898 10.68 +1.31 -0.02

157192 7.24 +1.87

156995 10.73 +1.50 +0.49

1226972 8.19 +1.87

157192 10.95 +1.45 +0.36

226972 8.14 +1.91

160395 12.39 +1.39 +0.67

306972 8.24 +1.915

1210972 12.40 +1.51 +0.595

2969 12.45 +1.605 +0.49

69  
58  
1  
4

over

$\rho = -46$  130<sup>9</sup>/<sub>5</sub>

Z Par 19 32 56 -62 47 9.1-10.5

8.11 +1.595 +1.01 17 May 72 ✓  
 8.01 +1.65 +1.105 1473.11  
 8.02 +1.65 +1.10 1475.10  
 8.35 +1.69 +1.00 24 June 72 ✓  
 9.45 +1.59 +1.09 5 July 72  
 8.52 +1.57 +0.90 21 July 72  
 9.53 +1.61 +0.95 25 July 72  
 8.59 +1.60 +0.93 3 Aug 72 ✓  
 8.71 +1.595 +0.865 17 Aug 72

1469.08 5.43 +1.23  
 1474.06 5.44 +1.71  
 27 June 72 5.49 +1.83  
 5 July 72 5.69 +1.79  
 20 July 72 5.74 +1.82  
 22 July 72 5.65 +1.83  
 (27 July 72 5.62 +1.81 525.96)  
 20 Aug 72 5.76 +1.84



155-258	9.04	+1.59	+0.55	1571.96	5.72	+1.87
1556.59	8.73	+1.74	+0.78	22leaf72	5.57	+1.79
1564.01	8.75	+1.57	+0.93	23leaf72	5.52	+1.81
1564.46	8.79	+1.59	+0.92	30leaf72	5.43	+1.805
1603.97	8.15	+1.59	+1.08	634.9	5.57	+1.82
1604.57	8.13	+1.58	+1.06			
21leaf72	8.10	+1.59	+1.03	11.72		
24leaf72	8.07	+1.585	+0.97			
244/633.522	8.26	+1.59	+0.96			

Red

SPair

30 June 69 4.55 +1.94

24 July 4.22 +2.00

26 (4.59) +2.035

18 Aug 4.37 +2.015

22 4.25 +2.00

18 Sept 4.26 +1.96

20 4.27 +1.98

3 Oct 4.64 +1.89

4 Nov 4.57 +1.87

7 4.64 +1.97

8 4.62 +2.005

19 4.69 +1.98


20 4.72 +1.965

9 Dec 4.62 +2.05



## S Par Blue

7 June	7.67	+1.64	+0.58
12 June	7.76	+1.62	+0.57
2 July	7.72	+1.63	+0.56
17 July	7.70	+1.63	+0.49
23 July	7.72	+1.58	+0.53
11 Aug	7.64	+1.54	+0.58
17 Aug	7.54	+1.59	+0.69
19 Aug	7.51	+1.61	+0.64
9 Sept	7.34	+1.61	+0.62
12 Sept	7.38	+1.59	+0.66
2 Oct	7.37	+1.61	+0.67
23 Oct	7.58	+1.61	+0.62
3 Nov	7.73	+1.59	+0.62
17 Nov	7.92	+1.58	+0.55
3 Dec	8.04	+1.63	+0.57



S Par

19 52

27

-59

17

6.6-10.4

1969

4.62

+2.005 8 Nov 69

24403795

7 June

7.67 +1.64 +0.58 7 June

4.69

+1.98 7.19 Nov 69

+1.63945

12 June

7.76 +1.62 +0.57 12 June

4.72

+1.965 20 Nov

4045

2 July

7.72 +1.63 +0.56 2 July

4.55

+1.64 30 Aug 69

419.5

17

7.70 +1.63 +0.44 17

4.37

+2.015 18 Aug 69

485.5

23

7.72 +1.58 +0.53 23

4.25

+2.00 22 " "

444.5

11 Aug

7.64 +1.54 +0.58 11 Aug

4.26

+1.96 18 Sept 69

450.5

17 Aug

7.54 +1.59 +0.68 17 Aug

4.27

+1.98 20 Sept 69

452.5 1.61

19 "

7.51 +1.61 +0.64 19 "

4.64

+1.89 3 Oct 69

470.5

9 Sept

7.34 +1.61 +0.62 9 Sept

4.57

+1.87 4 Nov

12 "

7.38

+1.58 +0.66 12 "

4.64

+1.97 7 Nov

2 Oct

7.37

+1.61 +0.67 2 Oct


4.64

+1.97 7 Nov

23 Oct

7.58

+1.61 +0.62 23 Oct



6.64 +0.70 +0.46 3 nov 69  
6.88 +0.80 +0.21 17 nov 69


R 4 B

R 4 Sep ~~10.55~~ 19 <sup>21 nov</sup> 69 23 -33 31 6.5-14

6.72	+0.55	+0.07	6.82	+0.23	3 Oct 69
8.91	+1.16	+0.61	26 Apr	6.43	+0.165
				6.44	+0.18
9.23	+1.21	+0.70	5 May	8.42	+0.38
8.50	+1.105	+0.68	10 Jun 69	8.54	+0.31
9.00	+1.05	+0.67	23 Jun	8.73	+0.46
7.19	+0.795	+0.35	11 Aug	8.21	+0.315
7.13	+0.84	+0.43	13 Aug	7.50	+0.315
7.17	+0.88	+0.54	17 "	7.51	+0.31
7.19	+0.93	+0.44	19	6.88	+0.26
6.98	+0.67	+0.20	9 Sep 69	6.86	+0.255
6.86	+0.62	+0.06	12 Sep	6.53	+0.17
7.09	+0.95	+0.05	2 Oct		

6.47 +0.19 nov 69  
 7 Nov 69  
 28 Apr 69 6.55 +0.14 19 nov  
 29 Apr  
 4 May 69  
 25 June  
 26 July 69  
 27 July  
 18 Aug 69  
 20 Sept 69





RR Spylkot

11.90 +1.70 - 8 Nov 23



Newland (over) near June 72 5.6-14  
 RR Sp 19 54 (over) -29 16.5

6.91	+1.375	+0.84	17 May 72	476	+1.05	2 May 72
6.90	+1.411	+0.845	22 May 72	146.909	4.89	+1.64
7.03	+1.425	+0.78	1473.11	1474.06	4.91	+1.65
7.06	+1.425	+0.715	1475.10	27 Jun 72	5.10	+1.61
7.42	+1.38	+0.415	24 Jun 72	5 Jun 72	5.27	+1.80
7.96	+1.35	+0.39	5 Jun 72	<del>20 Jun 72</del>	<del>5.56</del>	<del>+1.425</del>
8.60	+1.35	+0.01	21 Jun 72	22 Jun 72	5.48	+1.845
8.75	+1.36	-0.055	25 Jun 72	27 Jun 72	5.50	+1.91
9.16	+1.335	-0.225	3 Jun 72	31 Jun 72	5.47	+1.915
9.27	+1.325	-0.15	7 Aug 72			

9.67 +1.30 -0.30 17 Aug 72 20 Aug 72 5.54 +1.53

9.92 +1.32 -0.17 155297 157053 6.08 +1.44

10.05 +1.30 -0.28 1555699 157152 6.07 +1.50

10.90 +1.33 -0.27 156901 1226872 6.88 +1.87

10.96 +1.33 -0.26 156996 236872 6.81 +1.50

10.61 +1.30 -0.11 157295 306872 7.03 +1.895

11.52 +1.56 -0.01 160357 6349 6.92 +1.87

11.54 +1.54 -0.01 160996

11.71 +1.63 +0.07 210872

11.88 +1.70 +0.16 230872

12.31 +1.71 +0.11 2441633518

(over)

RR Sep

19 54 05

-29 16.4

5.6 -14

3349

may ~ 30 June

8.08

+1.42 +0.74 24 June 71

5.83

+1.91 23 Aug 71

6.60

+1.425 +0.94 6 June 71

5.165

+1.89 25 May 71

6.15

+1.51 +0.89 30 June 71

4.73

+1.53 5 June 71

6.31

+1.515 +0.84 3 July 71

4.43

+1.42 1 June 71

6.34

+1.515 +0.80 6 July 71

4.52

+1.43 1 July 71

4.54

+1.42 5 July 71

Newt Card

10.71 +1.87 +0.54 15 Oct 23 (S)  
 11.80 +1.94 +0.54 21 Oct 23 (S)  
 11.38 +1.54 +0.64 22 " "  
 6.68 +1.53 +0.84 13 Aug 23

7.48 +1.55 +0.55 19 Aug 23  
 7.49 +1.53 +0.47 21 Aug 23

8.80 +1.585 +0.135 23 Aug 23  
 9.34 +1.58 +0.06 23 Aug 23  
 9.42 +1.49 +0.84 27 Aug 23

10.36 +1.57 +0.65 29 Aug 23  
 10.85 +1.55 +0.44 13 Sept 23

10.97 +1.66 +0.155 15 Sept 23  
 10.56 +1.64 +0.18 17 Sept 23

10.97 +1.635 +0.33 19 Sept 23

11.08 +1.625 +0.305 21 Sept 23

11.77 +1.745 +0.44 15 Oct 23

4.95 +1.475 12 Aug 23  
~~5.16 +1.47~~  
 5.08 +1.485 13 Aug 23

5.79 +1.89 20 Aug 23  
 5.98 +1.86 24 Aug 23

6.29 +1.875 30 Aug 23  
 6.37 +1.885 2 Sept 23

6.49 +1.89 16 Sept 23  
 6.49 +1.90 18 Sept 23

6.77 +1.89 13 Oct 23

~~6.78 +1.81 10 Oct 23~~  
 7.02 +1.885 21 Oct 23  
 7.02 +1.865 13 Nov 23