

W Sey

9

49

26

-1

53.5

11-12.1

736 29 May 7.49 +0.86

735 27 June 7.72 +0.90

627 9.08 +2.74 - 97169 736 10 Feb 1970 7.68 +0.895

644 9.11 +2.69 - 262670 131 13 28 7.57 +0.94

657 9.12 +2.70 - 11 Mar 645 27 21 7.57 +0.88

690 9.32 +2.65 - 3 Apr 70 656 12 Mar 70 7.63 +0.89

658 9.09 +2.665 - 11 Apr 70 661 7 Apr 70 7.74 +0.905


706 8.87 +2.515 - 28 Apr 684 7 Apr 70 7.58 +0.91

721 8.80 +2.45 - 14 May 659 12 Mar 70 7.54 +0.90

735 9.77 +2.49 - 28 May 70 709 1 May 70 7.51 +0.855

764 8.59 +2.45 - 28 June 70 716 11 May 70 7.45 +0.845

716 11 May 70 7.46 +0.875



6.52 +3.17 - 11 May 71

062

130

4 Kya 9 49 41 -22 52.5 8.3-12.0

3029

6.59 +3.23 - 29 Dec 70

6.60 +3.30 - 1 Jan 71

6.54 +3.23 - 15 Jan 71

6.47 +3.27 - 15 Feb 71

6.35 +3.39 - 11 Mar 71

6.55 +3.32 - 14 Mar 71

6.57 337 - 7 Apr 71

6.56 +3.40 - 15 Apr 71

6.56 +3.37 - 16 Apr 71

4.70 +1.08 30 Dec 70

4.88 +1.06 3 Jan 71

4.84 +1.10 21 Feb 71

4.68 +1.06 12 Mar 71

4.74 +1.05 25 Mar 71

4.74 +1.09 8 Apr 71

4.77 +1.04 14 Apr 71

6.64 +3.08 - 20 Dec 72

4.89 +1.09 15 Jan 73

6.72 +3.18 - 27 Dec 72

4.87 +1.06 5 18 Apr 73

6.82 +3.80 - 21 Jan 73

4.86 +1.09 5 12 Apr 73

6.76 +3.28 - 19 Dec 73

4.97 +1.03 5 10 Apr 74

6.57 +3.28 - 31 Mar 73

6.58 +3.34 - 11 Apr 73

6.90 +3.59 - 27 Dec 74

7.26 + 2.00 + 15.14 6 Feb 71

Scar (low)

7.13 + 1.815 + 1.735 15 Feb 71

6.01 + 1.73 + 1.625 11 Mar 71

5.57 + 1.64 + 1.416 14 Mar 71

5.55 + 1.67 + 1.185 24 Mar 71

5.39 + 1.64 + 1.07 28 Mar 71

5.23 + 1.64 + 1.07 7 Apr 71

5.22 + 1.685 + 1.00 15 Apr 71

5.85 + 1.935 + 1.74 11 May 71

5.99 + 1.93 + 1.775 14 May 71

6.479 + 1.93 + 1.815 22 May 71

5.50 + 1.17 21 Feb 71

4.88 ~~4.88~~ + 1.00^{1.00} 12 Mar 71

4.48 + 0.59 25 Mar 71

4.19 + 0.49 8 Apr 71


4.30 + 0.50 7 Apr 71

4.81 + 0.88 15 May 71

5.03 + 0.99 23 May 71

5.11 + 1.035 25 May 71

5.44 + 1.22 5 Jun 71



S. 5.82
5.77
S. 10
5.78

+1.38
+1.23

11 June 69
30 June 69
08 18

150d
4.5-99

8 June 69
2 Apr 69
3 Apr 69
29 " "
30 " "
30 " "
17 Dec 68

+1.35
+0.62
+0.655
+0.98
+0.88
+0.85
+0.85
+1.14

6.95
6.72
5.50
4.82
4.98

+1.84
+1.64
+1.68
+1.98
+1.93

24 Dec 68
1.64
1.62
1.62
1.75
1.83

4.81
4.81
4.81
4.81
5.51
5.53
5.53
5.94
6.23
5.48

+1.30
+1.30
+1.35
+1.41
+0.99
+0.985

6.11
7.34
7.49

+1.99
+1.98
+1.83

1.81
1.93
1.86
1.75
1.71
1.63

27 Dec
29 "
30 "
26 Jan 69
16 Aug 69
15 Aug 69

6.11
7.34
7.49

+1.99
+1.98
+1.83

1.81
1.93
1.86
1.75
1.71
1.63

2 Aug 68
2 Aug 68
2 Aug 68
2 Aug 68
2 Aug 68
2 Aug 68
2 Aug 68
2 Aug 68
2 Aug 68
2 Aug 68
2 Aug 68

6.11
7.34
7.49

+1.99
+1.98
+1.83

1.81
1.93
1.86
1.75
1.71
1.63

2 Aug 68
2 Aug 68
2 Aug 68
2 Aug 68
2 Aug 68
2 Aug 68
2 Aug 68
2 Aug 68
2 Aug 68
2 Aug 68
2 Aug 68

6.11
7.34
7.49

+1.99
+1.98
+1.83


1.81
1.93
1.86
1.75
1.71
1.63

2 Aug 68
2 Aug 68
2 Aug 68
2 Aug 68
2 Aug 68
2 Aug 68
2 Aug 68
2 Aug 68
2 Aug 68
2 Aug 68
2 Aug 68

6.11
7.34
7.49

+1.99
+1.98
+1.83

1.81
1.93
1.86
1.75
1.71
1.63



Scan

20 Apr 73 6.15 + 1.35 + 0.74
9 May 5.66 + 1.52 + 0.78
17 June 5.75 + 1.64 + 0.59
15 July 6.01 + 1.69 + 1.04
21 Aug 5.77 + 1.70 + 1.12
27 Sept ~~6.98 + 1.71 + 1.55~~ ?
30 Sept 7.58 + 1.77 + 1.25

13 May 73 4.57 + 0.80
19 May 73 4.69 + 0.83
27 May 73 4.67 + 0.86

~~6.42 +1.93 +1.815 22 May 71~~

own

S Can (cont)

7.85 +1.64 +1.40 29 May 70
 7.58 +1.59 +1.395 2 June
 6.88 +1.52 +1.33 14 June 70
 6.74 +1.51 +1.305 15 "
 6.45 +1.435 +1.10 28 June 70
 6.37 +1.435 +1.065 30 June 70

 6.11 +1.825 +1.46 29 Dec 70
 6.16 +1.85 +1.55 1 Jan 71
 6.20 +1.845 +1.545 2 Jan 71
 6.23 +1.84 +1.615 5 Jan 71
 6.44 +1.87 +1.705 12 Jan 71

11 May 70 6.14 +1.345
 11 June 5.81 +1.15
 27 June 5.45 +0.998
 29 June 5.36 +0.97

 30 Dec 70 4.72 +0.96
 31 Dec 70 4.79 +0.995
 3 Jan 71 4.85 +1.01
 23 Jan 71 5.59 +1.18

6.15 +1.35 +0.71 20 Apr 73
5.66 +1.52 +0.78 9 May 73
5.75 +1.64 +0.99 17 May 73
5.78 +1.69 +1.04 19 May 73
5.43 +1.86 +1.51 20 Dec 72

5.67 +1.94 +1.66 27 Dec 72

5.71 +1.92 +1.68 28 Dec 72

6.03 +1.975 +1.79 4 Jan 73

7.03 +1.91 +1.69 17 Jan 73

7.38 +1.91 +1.69 21 Jan 73

8.90 +1.60 +1.34 17 Aug 10

8.78 +1.635 +1.37 19 Feb 73

6.96 +1.45 +1.12 31 Mar 73

6.88 +1.43 +1.055 3 Apr 73

6.74 +1.38 +0.89 11 Apr 73

6.60 +1.39 +0.86 13 Apr 73

4.30 +0.765 24 Dec 72

4.51 +0.845 29 Dec 72

4.67 +0.955 5 Jan 73

5.22 +1.31 19 Jan 73

5.20 +1.23 16 Aug 09

5.29 +1.23 16 Aug 09

5.47 +1.24 1 Apr 73

5.52 +1.085 10 Apr 73

4.97 +0.90 21 Apr 73

4.57 +0.90 12 May 73

4.69 +0.835 18 May 73

8.80 +1.72 +1.32 6 Apr 70
8.72 +1.71 +1.33 11 Apr 70

good OK

+1.445 12 Mar 70
+1.675 4 Apr 70
+1.67 7 Apr 70
+1.635 12 Apr 70

5.38
6.20
6.25
6.26

S Car (cont)

6? (check)

5.22 +1.58 +1.42 3 Dec 69

6.64 +1.59 +1.27 15 Dec

6.28 +1.43 +1.08 27 Dec

6.21 +1.44 +0.96 30 Dec

6.02 +1.46 +0.93 4 Jan 70

5.96 +1.65 +1.08 31 Jan 70

~~6.07~~ +1.76 +1.38 9 Feb 70

6.07 +1.85 +1.48 26 Feb 70

6.52 +1.73 +1.45 16 Mar 70
6.89 +1.73 +1.45 17 Mar 70

check (5.55 +1.90) 7 Dec

~~5.10 +1.05 20 Dec~~

5.44 +0.99 25 "


(4.83 +0.92 3 Jan)

4.54 +0.99 10 Feb

5.04 +0.97 5 13 Feb


4.92 +1.23 27 Feb 70

5.05 +1.26 1 Mar



San

17 Dec 68	4.87	+1.19	29 Apr	4.61	+0.88
27 "	5.51	+1.215	30 "	4.59	+0.89
29	5.53	+1.30	4 May	4.84	+0.58
30	5.53	+1.35	8 June	5.78	+1.35
26 Jan 69	5.94	+1.41	11 June	5.82	+1.38
16 Feb 69	5.33	(+0.59)	30 June	5.77	+1.23
15 "	5.48	+0.985	1 July	5.62	+1.235
2 Apr	4.60	+0.62	6 July	5.45	+1.145
3 "	4.47	+0.655	3 Aug	5.70	+1.18
28 "	4.66	+0.98	2 Aug	5.0	



Rx Va

12 03 03

05 36

22-8-1

120

8.50

+0.245 1na70

June

8.48

+0.24

30 June 470

8.46

+0.235

10 June 670

8.41

+0.26

13 June 670

8.44

+0.245


27 June 70

8.78 +0.66 +0.18 31 June 70

8.81 +0.70 +0.20 9 July 70

8.81 +0.70 +0.23 26 June 70

~~8.52 +0.225 2 July 71~~



150

R. Van

12 03 13 -5 36 8.7-9.1
page 255d

8.79 +0.69 -0.17 29 Mar 70

8.63 +0.24 30 Mar 70

8.71 +0.65 +0.16 1 Jun 71

8.52 +0.22 3 Jun 71

8.76 +0.70 +0.21 15 Jan 71

8.75 +0.70 +0.17 15 Mar 71


8.78 +0.69 +0.13 14 Mar 71

9.81 +0.67 +0.16 24 Mar 71

8.81 +0.65 +0.17 7 Apr 71

8.81 +0.67 +0.15 15 Apr 71

8.77 +0.67 +0.14 14 Apr 71



369

V 624 km

12 13 22

-54 396.39 +1.015 20472

1468.88
1469.89
1473.91
6.09 +1.58
6.10 +1.58
6.12 +1.58

200

8.34 +1.68 +2.12 21472 1126

8.31 +1.72 +1.92 42505

8.24 +1.71 +1.90 42601

8.24 6.08 +1.60 44104

8.18 6.07 +1.60 44154

8.16 +1.69 +1.50 17700

8.15 8.94 +1.69 5474

8.14 +1.70 +1.51 22200

8.41 +1.67 +1.38 21800

6.01 +1.56 8700
6.06 +1.56 21700
6.28 +1.64 25700
6.18 +1.63 27700
6.12 +1.65 27700

443.00 8.12 +1.65 27700

444.04 8.16 +1.71 +1.45

445.04 8.18 +1.71 +1.50

446.04 8.18 +1.74 +1.56

447.04 8.19 +1.75 +1.53

448.04 8.20 +1.75 +1.53

449.04 8.22 +1.77 +1.54

8.44 +1.68 +1.395 25 July 72

8.34 +1.64 +1.355 27 July 72

8.33 +1.655 +1.45 3 Aug 72

8.22 +1.68 +1.46 17 Aug 72

6.33 +1.635 23 July 72

6.24 +1.615 31 July 72

6.24 +1.605 4 Aug 72

6.22 +1.59 20 Aug 72

6.17 +1.585 18 Aug 72

5 len

12

22

56

-49


17

6.3-10.7

6.9

7.54 +1.725 +2.30 22 May 71
7.55 +1.74 +2.26 24 May 71
7.60 +1.75 +2.68 2 June 71
7.53 +1.755 +2.32 30 June 71
7.56 +1.745 +2.28 3 July 71
7.50 +1.745 +2.22 4 July 71
7.51 +1.755 +2.16 25 July 71

6.34 +0.875 23 May 71
6.36 +0.88 25 May 71
6.30 +0.90 5 June 71
6.27 +0.875 1 July 71
6.24 +0.895 5 July 71



1104 6.33 +1.70 +1.375 3 Jan 71
 1109 6.28 +1.73 +1.345 6 Jan 71

BO Mrs 12 33 05

1130 6.38 +1.71 +1.28 30 Jan 71
 1134 6.42 +1.65 +1.335 3 Jan 71
 1138 6.45 +1.67 +1.335 6 Jan 71
 1158 6.54 +1.68 +1.335 29 Dec 70

950 6.10 +1.56 +1.43 29 Dec 70
 953 6.10 +1.765 +1.46 1 Jan 71
 954 6.13 +1.775 +1.48 8 Jan 71
 967 6.23 +1.755 +1.42 15 Jan 71
 1025 6.26 +1.735 +1.60 14 Jan 71


1035 6.36 +1.74 +1.345 24 Mar 71
 1049 6.38 +1.765 +1.355 7 Apr 71

1057 6.45 +1.75 +1.35 15 Apr 71
 1094 6.50 +1.73 +1.30 24 May 71
 1096 6.42 +1.70 +1.30 24 May 71

86 86 6.0-6.7
 67 855 6.2

895 3.85 +1.65 3 Dec 70
 955 3.90 +1.66 3 Jan 71
 1004 4.00 +1.65 21 Feb 71
 1023 3.78 +1.64 12 Mar 71
 1030 3.88 +1.63 25 Mar 71

1050 3.89 +1.64 5 Apr 71
 1087 3.97 +1.67 15 May 71
 1106 3.89 5 June 71



Bo Mus 1572

386.12	5.85	3.67	+1.62
387.06	5.50	3.69	1.64
389.18	5.86	3.69	1.65
390.12	5.93	3.74	1.63
425.06	6.01	+1.71	+1.67
426.02	6.00	+1.71	+1.47
441.04	6.11	3.83	+1.69
442.00	6.09	3.80	+1.66
443.01	6.04	+1.64	+1.64
444.06	6.06	+1.78	+1.39
445.04	6.11	+1.68	+1.39

6.44 +1.55 +1.195 13 Apr 73

PVn 1973

6.55 +1.46 +1.06 31 Mar 73 \$

6.51 +1.55 +1.05 3 Apr 73

6.79 +1.585 +1.13 11 Apr 73

7.32 +1.61 +1.04 20 Apr 73

7.52 +1.62 +1.035 22 Apr 73

8.44 +1.55 +0.93 9 May 73

8.78 +1.525 +0.97 17 May 73

8.88 +1.52 +0.99 19 May 73

8.94 +1.515 +0.96 21 May 73

10.42 +1.42 +0.655 27 June 73

8.25 +1.40 +1.805 2 July 73

8.54 +1.405 +1.68 23 July 73

5.51 +0.96 1 Apr 73

5.51 +1.09 12 Apr 73

5.79 +1.31 21 Apr 73

6.46 +1.665 18 May 73

6.57 +1.705 19 May 73

6.59 +1.695 22 May 73


6.71 +1.625 22 June 73

6.64 +1.55 25 June 73

6.32 +1.49 29 June 73

6.23 +1.335 29 July 73

5.13 +0.815 30 Aug 73



over

P Va 12 37 00

to 09 6.2-12.16

0947	11.46	+1.44	+0.61	15 Jan 71	1004	6.77	+1.72	21 May 71
0948	9.38	+1.235	+0.85	15 Aug 71	1023	5.91	+1.26	12 Mar 71
1024	7.11	+1.30	+0.86	14 Mar 71	1035	5.48	+1.00	25 Mar 71
1034	6.65	+1.49	+0.815	24 Mar 71	1050	5.52	+1.16	9 Apr 71
1049	6.85	+1.525	+1.06	7 Apr 71				

8.76	6.59	+1.69	443.05	8.44	+1.27	+4.05	6.07	+1.36	18 May 72
9.68	6.59	+1.69	444.05	8.38	+1.32	+4.08	5.97	+1.315	21 May 72
2.70		+1.335	445.05	8.32	+1.32	+4.04			

2.50		+1.34		+1.01	17 May 72	1.455
5.43		+1.385		+1.02	20 May 72	
				+1.04	23 May 72	

1472.03 6.78 +1.54 +1.23
 1472.91 6.76 +1.52 +1.245
 1474.84 6.67 +1.53 +1.22
 24 June 72 6.72 +1.545 +1.27
 5 Aug 72 7.63 +1.63 +1.28
 21 Aug 72 8.62 +1.48 +0.905
 28 Aug 72 8.98 +1.45 +0.825
 27 Aug 72 9.09 +1.42 +0.89
 3 Aug 72 9.70 +1.34 +1.06

1468.84 5.70 +1.09
 1469.84 5.68 +1.10
 1473.92 5.57 +1.05
 25 June 72 5.46 +1.11
 27 June 72 5.51 +1.14
 5 Aug 72 (5.85) +1.28
 22 Aug 72 6.56 +1.675
 23 Aug 72 6.57 +1.72
 27 Aug 72 6.67 +1.72
 31 Aug 72 6.66 +1.775
 4 Aug 72 7.08 +1.84

Autumn group

Wth P
RW Val. 12 45 47 + 0 4 19 9-14

11.53 + 4.40 - 15 Jan 71

13.01 + 4.40 - 15 Feb 71

12.42 + 4.44 - 24 Mar 71

12.36 + 4.90 - 7 Apr 71

~~12.24 + 4.44 - 15 May 71~~

12.04 + 3.6 - 14 May 71

11.91 + 2.59 - 22 May 71

11.64 + 3.72 - 3 June 71

~~11.56 + 2.78 - 20 June 71~~
~~11.16 + 4.86 - 25 June 71~~

8.89 + 1.45 21 Aug 71

8.87 + 1.44 12 Sept 71

8.50 + 1.35 25 Nov 71

8.86 + 1.45 8 Apr 71

8.80 + 1.39 14 May 71

8.61 + 1.33 15 May 71

8.61 + 1.44 23 May 71

8.50 + 1.45 25 May 71

8.36 + 1.38 5 June 71

12.32 +5.28 - 27 July 73
+5.24

9.89 +4.30 - 28 Dec 72

9.54 +4.34 - 4 Jan 73

9.69 +4.28 - 17 Jan 73

9.69 +4.47 - 21 Jan 73

9.55 +4.36 - 19 Feb 73

10.59 +4.53 - 31 Mar 73

10.76 +4.64 - 3 Apr 73

10.84 +4.64 - 11 Apr 73

11.27 +4.60 - 9 May 73

11.59 +5.12 - 19 May 73

12.06 +5.24 - 29 May 73

7.32 +1.43 26 Dec 72

7.30 +1.41 18 Jan 73

7.29 +1.39 25 Jan 73

7.58 +1.44 16 Jan 73

8.14 +1.385 12 Apr 73

8.22 +1.39 21 Apr 73

8.45 +1.37 13 May 73


8.52 +1.345 16 May 73

8.92 +1.35 27 May 73

Pu Vin (cont)

11.57 +5.21 - 3 July 71
 11.62 +3.07 - 6 Aug 71
 10.56 +4.36 - 28 Dec 71
 10.56 +4.34 - 31 Dec 71
 10.58 +4.28 - 30 Jan 72
 10.95 +4.5 - 1 Feb 72
 12.05 +4.84 - 20 Apr 72


8.36 +1.415 1 Aug 71
 8.40 +1.33 5 Aug 71
 7.65 +1.40 23 Dec 71
 7.78 +1.45 27 " "
 7.77 +1.44 24 " "
 8.35 +1.415 3 Mar 72



Hikel

RT Vin 13 0107 +05 2175-9 155d

7.46	+1.57	+0.87	31 Jan 70	4.57	+1.91	13 Feb 70
7.54	+1.62	+0.89	9 Feb 70	4.65	+1.92	27 Feb 70
7.66	+1.68	+0.83	26 Feb 70	4.80	+1.92	1 Mar 70
7.95	+1.64	+0.81	11 Mar 70	4.88	+1.95	5 Apr 70
8.14	+1.65	+0.84	3 Apr 70	4.91	+1.95	7 Apr 70
(8.12)	+1.70	+0.83	5 Apr 70	5.01	+1.95	12 Apr 70
8.49	+1.77	+0.69	28 Apr 70	4.82	+1.98	1 May 70
8.46	+1.70	+0.72	14 May 70	5.11	+1.98	11 May 70
8.23	+1.67	+0.68	28 May 70	4.78	+1.95	27 May 70



over

RT Vni (Con)

8.18 +1.66 +0.68 30 May 70

8.12 +1.71 +0.68 31 May 70

8.03 +1.66 +0.67 24 June 70

8.06 +1.65 +0.68 28 June 70

7.47 +1.68 +1.00 20 Apr 72

7.42 +1.64 +0.97 425.07

7.41 +1.66 +1.00 426.03

7.57 4.34 +1.78 441.05

7.57 4.37 +1.90 442.01

29 May 70 4.74 +1.54

(27 June 70 4.42 +1.88)

22 Apr 72 4.22 +1.78 1.430

386.14 7.41 4.59 +1.90

387.07 7.48 4.19 +1.78

388.09 7.47 4.22 +1.87

390.13 7.50 4.25 +1.90

443.06 7.47 +1.60 +58

444.05 7.52 +1.66 +47

445.05 7.57 +1.63 +45

8.58 +1.26 10.62 21 May 73
8.70 +1.23 10.55 27 May 73
8.78 +1.24 10.62 30 May 73
8.18 +1.25 10.55 31 July 72

27 July 8.67 +1.24 10.65 51

4.29 +1.25 5 July 72

9.18 11.65 10.82 25 July 72

9.14 11.62 10.83 27 July 72

9.15 11.45 10.53 3 Aug 72

8.50 +1.71 10.75 31 Mar 73

8.47 +1.77 10.71 3 Apr 73

8.53 +1.74 10.74 11 Apr 73

8.54 +1.72 10.73 13 Apr 73

8.57 +1.74 10.77 20 Apr 73

8.60 +1.76 10.71 22 Apr 73

8.56 +1.71 10.65 9 May 73
8.59 +1.73 10.65 17 May 73

4.75 +1.84 11 Apr 73
4.78 +1.78 12 Apr 73

4.79 +1.83 21 Apr 73

4.73 +1.81 13 May 73

4.73 +1.80 15 May 73

4.71 +1.79 22 May 73

4.81 +1.79 22 July 73

4.93 +1.87 25 July 73
(on 4.93 +1.87 25 July 73)

4.95 +1.79 25 July 73
4.98 +1.85 29 July 73

420 Com

4949


18 04 55 +22 47 5.6 M571

June?

5.30 +1.50 +1.32 27 June 72
5.23 +1.64 +1.47 5 July 72
5.42 +1.54 +1.46 21 July 72
5.52 +1.63 +1.405 25 July 72
5.44 +1.54 +1.47 27 July 72
(5.50 +1.535 +1.52 3 Aug 72)

3.82 +1.30 25 July 72
3.84 +1.29 27 July 72
3.77 +1.20 5 July 72
3.93 +1.36 22 July 72
3.53 +1.36 23 July 72
3.90 +1.37 31 July 72
3.94 +1.36 4 Aug 72

	7.22	+1.705	+0.78	30 May 70	61 days	Hi	Val	1.50
	7.41	+1.765	+0.76	31 May				
SW Val	13		12	31	-02	39		7-8.5
	7.59	+1.705	+0.66	24 June 70				
	7.71	+1.68	+0.655	28 June				
	7.35	+1.64	+0.72	31 June 70				
	7.40	+1.65	+0.85	9 July 70				
	7.32	+1.74	+0.73	26 July 70				
	7.19	+1.715	+0.745	11 Mar				
	6.97	+1.68	+0.81	3 Apr 70				
	6.94	+1.73	+0.82	6 Apr 70				
✓	7.00	+1.71	+0.75	28 " "				
	7.15	+1.735	+0.765	14 May 70				
	7.16	+1.65	+0.74	26 May				
	7.22	+1.72	+0.76	28 May				
	3.76	+2.085		13 July 70				
	4.10	+1.98		27 July 70				
	4.05	+1.97		1 Aug 70				
	3.67	+1.955		4 Aug 70				
	3.57	+1.965		7 Aug 70				
	3.74	+1.94		12 Aug 70				
	3.51	+1.975		1 May				
	3.50	+1.97		11 May				
	3.81	+1.965		27 May				
	3.80	+1.96		29 May				



SW Vi (cont)

7.13 +1.73 +0.75 1 Jan 71
7.07 +1.71 +0.76 18 Jan 71
6.75 +1.73 +0.885 15 Oct 71
6.95 +1.695 +0.79 14 Mar 71
7.11 +1.72 +0.675 24 Mar 71
7.33 +1.72 +0.69 7 Apr 71

7.23 +1.66 +0.56 21 Aug 72
7.29 +1.665 +0.685 25 Aug 72
7.28 +1.61 +0.745 27 Aug 72
7.28 +1.65 +0.72 3 Oct 72

(over)

3.46 +1.90 3 Jan 71
3.52 +1.93 21 Feb 71
3.39 +1.87 12 Mar 71
3.42 +1.81 25 Mar 71
3.55 +1.80 8 Apr 71

3.64 +1.73 27 Aug 72

7.88 +1.66 +0.71 29 Apr 23

7.53 +1.67 +0.77 31 Mar 23 383 +1.50 12 Apr 23

7.45 +1.71 +0.75 3 Apr 23

7.38 +1.705 +0.78 11 Apr 23

7.39 +1.675 +0.79 13 Apr 23

7.37 +1.685 +0.805 20 Apr 23

7.40 +1.685 +0.76 22 Apr 23

7.40 +1.68 +0.74 9 May 23

7.45 +1.69 +0.74 19 May 23

7.44 +1.71 +0.77 15 Jun 23

7.43 +1.715 +0.70 21 Jun 23

7.64 +1.635 +0.61 27 Jun 23

7.81 +1.65 +0.705 2 Aug 23

7.74 +1.69 +0.70 3 Aug 23

145P

NYCen 13 14 37 -44 32 95-112

7.33 +2.86
 7.19 +2.84
7.22 +2.78
 7.24 +2.83 +3.17

Smg 1149

+3.67 25 Apr 69
- 26

6.56 +2.67 - 19 Aug 69

7.39 +2.76 - 28 Apr 70 4.89 +1.13 25 July 69
 4.88 +1.14 27

4.90 +1.135 18 Aug 69
 5.05 +1.225 4 Apr 70

over

30 Apr '20 S. Y. 11. 4. 24. 5

1 May '20 S. Y. 11. 4. 27

Swi (cont)

7.90 +1.58 +0.10 1 Jan 71

8.43 +1.55 -0.03 15 Jan 71

11.65 +1.59 ~~1.59~~ +0.04 20 Apr 72

5.25 +1.88 3 Jan 71

Swi

12.23 +1.955 +0.46 27 July 23
12.40 +1.91 +0.44 28 July 23
11.65 +1.93 +0.635 13 Aug 23

10.26 +1.925 -0.22 31 May 23

10.40 +1.52 -0.24 3 Apr 23

10.64 +1.545 -0.11 11 Apr 23

10.56 +1.60 -0.105 20 Apr 23

11.11 +1.58 -0.115 22 Apr 23

11.65 +1.62 -0.625 9 May 23

11.50 +1.73 +0.06 17 May 23

12.00 +1.68 +0.12 15 May 23

12.04 +1.67 +0.02 21 May 23

12.69 +1.83 +0.15 27 May 23

12.73 +1.85 +0.17 28 May 23

12.64 +1.88 +0.25 3 Aug 23

11.11 +1.895 - 31 Aug 23

6.15 +1.85 1 Apr 23

6.25 +1.77 12 Apr 23

6.35 +1.775 21 Apr 23

6.73 +1.765 13 May 23

6.79 +1.735 15 May 23

6.80 +1.74 22 May 23

7.04 +1.865 25 May 23

~~6.84 +1.80 28 May 23~~


7.02 +1.84 29 May 23

6.55 +1.89 30 Aug 23

S Un (Cont)

9.61 +1.24 -0.37 31 Jan 70
 9.84 +1.32 -0.34 9 Feb 70
 10.33 +1.355 -0.345 24 Feb 70
 10.77 +1.36 -0.355 11 Mar 70
 11.47 +1.465 -0.14 3 Apr 70
 11.50 +1.59 -0.105 6 Apr 70
 12.12 +1.74 +0.09 28 Apr 70
 12.48 +1.76 +0.48 14 May 70
 12.37 +1.835 +0.32 28 May 70
 11.83 +1.88 +0.54 24 June 70

6.18 +1.98 13 Feb 70
 6.40 +2.06 27 Feb 70
~~6.60~~ +2.01 1 Mar
 7.04 +2.075 4 Apr 70
 7.11 +2.085 7 Apr 70
 7.20 +2.09 12 Apr
 7.18 +2.19 1 May 70
 7.53 +2.11 11 May
 7.54 +2.13 27 May



SVM
13 31 17 - 7 01 6.0 5 47

7.85 + 2.07 8 hrs 69	13.24	+1.84 - 5 hrs 69
7.62 + 2.09 11 hrs 69	12.91	+1.88 + 0.51 4 hrs 69
7.37 + 2.16 30 hrs 69	12.78	+1.81 + 0.45 12 hrs 69
7.47 + 2.21 1 hrs 69	12.31	+1.80 + 0.39 2 hrs 69
7.36 + 2.22 6 hrs 69	11.79	+1.71 + 0.37 17 hrs 69
7.10 + 2.18 25 hrs 69	11.71	+1.67 + 0.35 23 hrs 69
7.11 + 2.15 26 hrs 69	11.19	+1.59 + 0.38 13 hrs 69
6.97 + 2.18 27 hrs 69	11.11	+1.55 + 0.37 17 hrs 69
7.09 + 2.13 18 hrs 69	11.05	+1.60 + 0.38 19 hrs 69
6.72 + 2.14 22 hrs 69		

19 May 73 8.03 +1.775 +0.37
 21 May 73 8.06 +1.78 +0.32
 R *Hydrogale* 27 May 73 8.68 +1.745 +0.27
 28 May 73 8.74 +1.74 +0.34

27 May 73 8.49 +1.62 +0.36

28 Dec 72 4.87 +1.68 +0.72

4 Jan 73 4.86 +1.71 +0.72

17 Jan 73 4.99 +1.68 +0.66

21 Jan 73 5.06 +1.725 +0.57

31 Mar 73 6.82 +1.725 +0.49

3 Apr 73 6.80 +1.80 +0.45

11 Apr 73 7.03 +1.78 +0.455

20 Apr 73 7.29 +1.765 +0.43

22 Apr 73 7.40 +1.735 +0.39

9 May 73 7.79 +1.75 +0.33

17 May 73 7.99 +1.785 +0.35

24 Dec 72 2.23 +1.75

29 Dec 74 2.32 +1.77

16 Apr 71 2.17 +1.85

16 Apr 75 2.17 +1.81

18 Jan 73 2.27 +1.80

22 May 73 3.25 +1.82

1572
239

R. Dyallont

8.65 +1.75 +0.39

8.06 +1.75 +0.39

8.05 1.75 +0.41

8.39 3.38 +1.87

8.38 3.42 +1.86

428

20 Apr 72

425.07

426.23

441.06

442.01

386.14 7.02 2.80 1.88

387.08 7.04 2.77 1.87

388.10 7.07 2.79 1.94

390.13 7.13 2.84 1.87

443.03 8.34 +1.72 +43

444.06 8.41 +1.77 +47

445.05 8.47 +1.73 +45

615
55
72-
88
226
200

2.44 176
2.20

0866
3223
8538

0852
383
4124
2717
38524

8153e
338

40
2716
388


7.48 +1.66 +0.485 24 June 70 762
7.41 +1.62 +0.51 28 " " "

Rhyza (cont)

Jan

7.39 +1.70 +1.12 31 June 70
7.57 +1.79 +0.47 9 July 70
7.80 +1.82 +0.44 26 July 70
8.20 +1.725 +0.44 11 Aug 70
(8.64) +1.725 (+0.655) 30 Aug 70
8.65 +1.78 +0.33 6 April 70
8.74 +1.745 +0.38 28 " "
8.58 +1.765 +0.45 15 May 70
8.29 +1.70 +0.47 26 May
8.26 +1.705 +0.47 28 " "
8.20 +1.725 +0.505 30 " "

(3.53 +1.725 13 April 70)
3.93 +2.175 4 April 70
4.04 +2.165 7 April 70
4.09 +2.165 12 " "
4.12 +2.12 30 April 70
4.18 +2.125 1 May 70
4.01 +2.13 12 May
4.07 +2.145 27 May
4.02 +2.13 29 May



E = +03

1270+101 +95

R Rya

13 27 53 -23 07

(B) 12.76 +1.06 +0.96 26 Apr 69
12.80 +1.03 +0.94 5 mahr
±.1 ±.5
12.88 +1.06 +1.03 28 June 70
~~12.81 +1.05 +1.00 3~~
12.80 +1.04 +0.97
4.44 +2.06 29 Apr 69
3.11 +2.09 30 June 69

1
8.64 +1.81 +0.48 26 Apr 69
8.62 +1.80 -0.51 5 May 69
7.49 +1.64 +0.58 7 June 69
7.23 +1.64 +0.53 12 June 69
6.44 +1.55 +0.52 2 July 69
5.98 +1.50 +0.52 17 July
5.85 +1.51 +0.50 23 July
5.73 +1.51 +0.43 13 Aug
5.45 +1.52 +0.53 17 "
5.97 +1.47 +0.53 19 "

$$I_N = 0.43(R-I) + 0.27(10.07)$$

$$-0.07(R-I)$$

$$I_N + 0.07(R-I) = I_N + 0.43(R-I) + 0.27(10.07)$$

over

10.4-11.6

Am Can 13 45 19 53 13

8.85 + 288 - 25	25 Jun 72	441.08	8.44	6.43 + 1.25
8.56 + 286 - 17	6 Jun 72	442.06	8.42	6.43 + 1.25
8.69 + 288 - 22	2 Jun 72	18 May 72		6.52 + 1.305
8.41 + 280 + 58	14 Jun 72	21 Jun 72		6.56 + 1.325

8.54 + 288 + 432 4408

8.51 + 288 + 429 445.08

8.70 + 286 - 5 Jun 72

8.82 + 286 - 21 Jun 72

8.78 + 285 - 25 Jun 72

119584

L-5340.07 - 6.01 28 Jan 72

8.70 + 2.96 - 5 July 72

8.82 + 2.96 - 21 July 72

Am Len 13 45 19 - 53

8.77 + 2.84 - 27 July 72

17 May 72 8.56 + 2.96 =
22.11 " 8.64 + 2.96 =

8.85 + 2.38 - 28 Jan 72

8.76 + 3.00 - 30 Jan 72

8.72 + 2.48 - 1 Feb 72

8.39 + 2.87 - 1 Mar 72

8.51 + 2.82 - 20 Apr 72

8.44 6.43 + 1.25 441.08 443.08 8.41 + 2.50 + 5.01

8.42 6.43 + 1.25 442.06 444.08 8.54 + 2.88 + 4.22

8.68 + 2.90 - 472.93

8.67 + 2.92 - 474.92

8.71 + 2.93 - 24 Aug 74

6.74 + 1.36 20 Aug 72

13 10.4 - 11.6

6.52 + 1.305 19 May 72

6.56 + 1.325 21 May 72

- + 1.335 31 Jan 72

6.30 + 1.245 3 Mar 72

6.58 + 1.30 14 Aug 74

6.58 + 1.32 14 Aug 74

6.56 + 1.30 14 Aug 74


6.59 + 1.37 25 Jan 72

6.55 + 1.35 27 Jan 72

6.61 + 1.325 5 July 72

6.68 + 1.32 20 July 72

6.72 + 1.345 22 July 72



W Hya

13 47 09

-28


12

4.2 - 10

2.90 +2.11 30^{June} 69
3.38 +2.03 25^{July} 69

6.37 +1.60 +0.03 7^{June} 69
6.91 +1.68 +0.05 2^{July} 69
7.19 +1.74 +0.10 17^{Aug} 69
7.32 +1.76 +0.15 23["]
7.79 +1.79 +0.18 13^{Aug}
7.86 +1.79 +0.24 17["]
7.92 +1.86 +0.18 19["]


~~7.72~~ +1.99 +0.52 31^{Jan} 70
7.58 +2.01 +0.46 9^{Feb} 70
7.27 +1.99 +0.35 26["] 70



4.22 +1.59 +0.245
W. Hypocent

6.67 +1.735 +0.32 14 Mar 71
6.65 +1.71 +0.295 24 Mar 71
6.58 +1.72 +0.265 7 Apr 71
6.50 +1.68 +0.225 15 Apr 71
5.67 +1.275 +0.185 14 May 71
5.67 +1.56 +0.25 22 May 71
5.68 +1.56 +0.24 24 "
5.71 +1.58 +0.20 3 June 71
6.14 +1.58 +0.14 30 June 71
6.19 +1.565 +0.12 3 July 71

2.60 +2.01 21 Feb 71
2.31 +2.01 12 Mar 71
2.28 +1.68 25 Mar 71
2.28 +1.96 8 Apr 71
1.95 +1.51 15 May 71
2.27 +2.02 22 May 71
2.32 +1.94 25 May 71



W. Kyn (671)

7.72 + 1.99 + 0.52 31 Jan 70

7.58 + 2.01 + 0.469 26 70

7.27 + 1.89 + 0.35 26 71 } 6.83 + 1.585 + 0.405 3 Apr
6.67 + 1.58 + 0.4056 "

6.14 + 1.67 + 0.16 28 Apr 70

6.00 + 1.575 + 0.125 15 May 70

6.03 + 1.565 + 0.07 26 May

6.12 + 1.565 + 0.095 28 May

6.61 + 1.615 + 0.00 24 Jun 70


6.74 + 1.59 + 0.025 25 Jun 70

6.67 + 1.735 + 0.32 14 Mar 71

2.39 + 2.18 1 May 70

2.60 + 2.01 21 May 71

2.31 + 2.01 12 Mar 71



1716

Vy18len (cont)

878

7.22 +1.785 +1.95

1 Mar 72

6.13 +0.733 3 months

7.21 +1.72 +1.92

8 May 72

7.14 6.16 +0.72

441.09

442.09 2.05 470.492

7.14 6.15 +0.71

442.07


444.09 2.16 472.7164

7.20

+1.755 +1.89

17 May 72

445.09 2.16 475.4162



Over

Plan

14 14 08

-59

45.5

5.4 - 11.8
547 d

8.27 +1.76 +0.92 12 June 69

~~4.32 +1.71 30 June 69~~

6.60 +1.78 +1.20 21 July 69

6.13 +1.78 +1.29 23 July "

6.33 +1.77 +1.26 13 Aug 69

6.40 +1.78 +1.26 17 "

6.41 +1.80 +1.25 19

6.68 +1.84 +1.21 9 Sept 69

6.75 +1.88 +1.22 12 "

5.05 +1.95 " June 69

4.32 +1.71 " June 69

4.11 +1.55 25 July 69

4.34 +1.67 18 Aug 69

4.42 +1.61 22 "

4.54 +1.68 20 Sept 69

1972

5 July 72	6.14	+1.75	+1.39		4.13	+1.75	25 July 72
21 July 72	6.01	+1.72	+1.345		4.05	+1.725	27 July 72
25 July 72	6.00	+1.72	+1.37		3.92	+1.59	27 July 72
27 July 72	6.00	+1.70	+1.34		4.03	+1.52	19 Aug 72
3 Aug 72	6.06	+1.795	+1.40				
				1570.88	4.16	+1.65	
17 Aug 72	6.16	+1.79	+1.305		4.22	+1.67	
1552.87	6.27	+1.84	+1.37				
1556.89	6.26	+1.82	+1.33				
1568.89	6.27	+1.84	+1.32				
1569.87	6.48	+1.90	+1.28				
1572.87	6.51	+1.86	+1.34				

Memorandum


124 396 14 13 12 -58 41 9.0 139

$9.66 + 0.175 - 0.08$ 14 Mar 71
 $9.76 + 0.17 - 0.04$ 24 Mar 71
 $\frac{9.71}{+0.16} - 0.06$

124 488 14 14 06 -62 19 9.1 138

9.5

$9.45 + 0.175 - 0.30$ 14 Mar 71
 $9.49 + 0.145 - 0.24$ 24 Mar 71
 $\frac{9.48}{9.47} + 0.175 - 0.28$ 15 Apr 71
 $+ 0.17 - 0.28$



(over)

PX 800 14 22 51

+25 50

86-113

57.

613 7.64 +164 +0.60 24 June 72

1504 7.44 +167 +0.63 5 July 72

1500 7.40 +164 +0.55 2 July 72

1524 7.39 +162 +0.58 28 July 72

1524 6.94 +160 +0.58 27 July 72

1523 7.42 +164.5 +0.54 3 Aug 72

7.71 +170 +0.65 155286

5.56 +182 27 July 72
3.88 +183 19 Aug 72

110

31 Apr 23 7.93 +11.62 +0.58 1773

3.98 +1.80 1423

3 Apr 23 7.94 +11.65 +0.52 1776

3.97 +1.81 1242

11 Apr 23 7.95 +11.64 +0.55 1794

4.03 +1.85 2182

18 Apr 23 7.93 +11.63 +0.56 1786

13 May 23 3.99 +1.94 1242

30 Apr 23 7.95 +11.62 +0.54 1793

3.88 +1.83 2202

22 Apr 23 7.96 +11.64 +0.54 1795

9 May 23 7.95 +11.62 +0.51 1812

17 May 23 7.98 +11.59 +0.60 1820

14 May 23 7.99 +11.65 +0.65 1822

21 May 23 7.92 +11.66 +0.53 1824

27 Apr 23 7.64 +11.60 +0.56 1867

24 Apr 23 7.71 +11.65 +0.62 1867

25 Apr 23 7.87 +11.65 +0.68 1891

R. F. over

8088 15 11.4 - 01 42 809ms

45er 8.42 +1.72 24.8 MSK 19- 11.1 51 19- 11.1 51

8.54 +1.74 +2.08

8.60 +1.77 +1.57

8.51 +1.74 +1.61

~~8.50 +1.75 6.51~~

379.5 8.66 +1.79 +1.74

404.2 8.43 +1.80 +1.83

449.1 8.62 +1.76 +1.69

July 10
July 10
July 10

July 16
" 7
" 7

8.47 +1.76 +1.82
8.45 +1.76 +1.80

2 June 69
2 July 69
17 Aug
23 "

3

610
156
733

1916
6.51 +1.41 30 June 69
6.65 +1.41 1 July
6.76 +1.44 26 July
6.69 +1.47 24 July
6.67 +1.40 18 Aug 1
6.67 +1.405 22 "
6.54 +1.62 18 Sept 69