

1058 9.47 +1.845 16 Apr 71
 1663 10.10 +1.84 — 12 Apr 71
 SW Mon 6 25 25 SE

9.46 +1.49 14 Apr 71
 7.99 +1.63 15 Apr 71
 112 112

24 24 9.2-10.8

(over)

950 9.71 +1.85 +1.63 29 Dec 70
 950 9.63 +1.83 +1.67 1 Jan 71
 957 9.56 +1.805 +1.73 3 Jan 71
 957 9.50 +1.80 +1.71 15 Jan 71
 956 9.41 +1.785 +1.585 15 Feb 71
 1027 9.08 +1.89 +1.50 11 Mar 71
 1027 9.06 +1.86 +1.525 14 Mar 71
 1037 9.14 +1.89 +1.60 26 Mar 71
 1041 9.32 +1.89 +1.77 7 Apr 71

8.16 +1.65 27 Dec 70
 7.23 +1.63 29 Dec 70
 7.57 +1.6 30 Dec 70
 7.62 +1.61 8 Jan 71
 7.67 +1.61 3 Jan 71
 7.42 +1.61 23 Jan 71
 7.37 +1.49 21 Feb 71
 7.27 +1.45 12 Mar 71
 7.34 7.31 +1.43 25 Mar 71

962 +1898 +1791 20 Apr 73
974 +1865 +1705 22 Apr 73
965 +180 +1155 21 Apr 73
1454 10.00 +193 11375 2 Dec 72

7.77
777 +164 Dec

1692 10.08 +183 11.535 20 Dec 72
1694 (10.14) 9.14 +183 +148 27 Dec 72

7.84 +162 24 Dec
7.54 +1675 24 Dec

1687 10.12 +181 +155 29 Jan 72

7.92 +1665 Jan 73

1700 10.05 +181 +1625 17 Jan 73

7.88 +1645 Jan 73

9.48 +182 +118 1699 Dec

169204 7.70 +168

1704 9.84 +177 +168 21 Jan 73

168806 7.73 +160

9.74 +188 - 1728 0

779 +163 22 Jan 73

1723 9.83 +180 +1.58 19 Jan 73

7.77 +163 20 Dec 73

1773 9.45 +187 +1.58 31 Jan 73

7.60 +1.55 1 Apr 73

1791 9.52 +1875 +1.625 11 Apr 73
1386 5.55 +1895 +1.53 13 Apr 73

772 +1505 18 Apr 73
778 +1545 21 Apr 73

1973

SW Mon 9.86 + 1.815 + 1.485 820072

7.50 + 1.87 1320023

9.97 + 1.825 + 1.61 2442085.22

9.80 + 1.87 + 1.50 2442023.69

7.34 + 1.605 2442028.14

7.55 + 1.52 2320003

7.63 + 1.595 3120020

7.57 + 1.55 3120074

over

X Mon 6 55 45 -09 01 6.8 9¹⁴ 15.5

-10.0

8.13 +1.675 +1.325 29 Dec 70
 8.22 +1.68 +1.26 1 Jan 71
 8.31 +1.655 +1.24 15 Jan 71
 7.95 +1.61 +1.465 15 Feb 71
 7.07 +1.54 +1.48 11 Mar 71
 July 7.07 +1.555 +1.225 14 Mar 71
 (7.41) +1.55 +1.375 26 Mar 71
 or 7.33 +1.58 +1.30 7 Apr 71

6.47 +1.085 29 Nov 70
 6.66 +1.135 30 Dec 70
 6.74 +1.14 31 Dec 70
 6.87 +1.15 3 Jan 71
 6.71 +1.115 23 Jan 71
 6.35 +1.13 21 Feb 71
 5.91 +0.975 12 Mar 71
 6.68 ~~7.17~~ 25 Mar 71
 6.16 +0.96 8 Apr 71

7.91 +1.64⁶ +1.44 30 Nov 72
7.87 +1.58 +1.435 2 Dec 72
7.61 +1.445 +1.00 20 Dec 72
7.54 +1.465 +0.555 27 Dec 72
7.56 +1.53 +1.19 4 Jan 73
7.75 +1.615 +1.185 17 Jan 73
7.60 +1.61 +1.25 169 (3.07)
7.76 +1.61 +1.31 1699.04
7.85 +1.63 +1.325 21 Jan 73
8.64 +1.62 +1.41 1928.05
8.77 +1.63 +1.245 1978 73
8.14 +1.475 +1.095 31 Mar 73
8.96 +1.555 +1.205 11 Apr 73

13 Apr 73 7.50 +1.57 +1.24
20 Apr 73 7.47 +1.59 +1.27
22 Apr 73 7.32 +1.58 +1.325
~~6.20 +1.005 21 Apr 73~~
~~6.01 +0.995 13 May 73~~
6.34 +1.205 1 Dec 72
6.41 +1.18 165408
6.23 +1.12 24 Dec 72
6.10 +1.09 5 Jan 73
6.40 +1.16 18 Jan 73
6.36 +1.16 1695.05
6.41 +1.14 1699.06
6.40 +1.20 22 Jan 73
7.15 +1.41 20 Feb 73
6.80 +1.21 1 Apr 73
6.62 +1.14 12 Apr 73

X M M X

13 May 23

7.90 + 1.57 + 1.34

" " 20

7.47 + 1.59 + 1.37

" " 22

7.32 + 1.58 + 1.325

17 May 23

7.22 + 1.67 + 1.325

~~15 May 23~~

~~7.36 + 1.68 + 1.38~~

21 May 23

7.31 + 1.68 + 1.35

over

6.24 + 0.925 + 1.87 May 23
~~6.26 + 0.995 + 2.07 May 23~~

7.77 +1.635 +1.355 822222

8.20 +1.60 +1.485 244200.20

X Mon (cont)

8.53 +1.665 +1.44 2442023.21

8.17 +1.47 +1.085 82174

9.11 +1.43 +1.025 112674

7.11 +1.54 +1.105 9 mar 74

6.44 +1.16 13 mar 73

(7.14 +1.50 2442028.14)

7.21 +1.405 231073

7.44 +1.435 311073

7.42 +1.42 31 jan 74

6.84 +1.265 82174

6.64 +1.215 102674

6.70 +1.225 127174

6.30 +0.955 6 mar 74

5.49 +0.935 12 mar 74

5.44 +0.895 13 mar 74

5.27 +0.94 16 mar 74

4.90 +1.645 +1.09 25 Nov 70 27 May 70 5.13 +1.635 +1.215

4.83 +1.68 +1.20 11 Mar 70

Lth Day 4.81 +1.645 +1.265 3 Apr 70

4.74 +1.63 +1.245 6 Apr 70

4.84 +1.635 +1.165 11 Apr 70

4:00 AM

4.92 +1.64 +1.15 18 Nov 69

4.94 +1.67 +1.21 22 Nov 4:00 AM

5.34 +1.61 +1.05 3 Dec 69 3:00 AM

5.42 +1.59 +0.95 15 Dec 3:00 AM

5.50 +1.61 +1.07 27 Dec

5.49 +1.62 +1.04 30 Dec

5.42 +1.63 +1.09 4 Jan 70

5.72 +1.60 +1.00 31 Jan 70

5.54 +1.62 +0.92 9 Feb 70


2.91 +1.40 3 Jan 70

3.16 +1.67 10 Feb 70

3.29 +1.525 13 Feb 70

3.75 +1.28 27 Feb 70

2.86 +1.715 1 May 70



L² Pump

7 10 30 -44 35 3.4-6.2 15

over

140^d

SWep 11.72 +0.58 +0.20 } 24 Dec
 SEep 11.06 +0.61 +0.13 }
 3.89 +1.65 29 Apr 69

208	3.51	+1.69	Dec 17 1968	5.64	+1.53	+0.98	24 Dec
209	3.74	1.71	Dec 18 1968	5.64	+1.55	+0.96	25 Dec
218	3.71	+1.58	Dec 27	5.24	+1.64	+1.17	20 Jan 69
219	3.42	+1.645	Dec 29 1968	5.00	+1.58	+1.14	14 Feb 69
220	3.37	+1.63	Dec 30	5.25	+1.63	+1.00	10 Apr 69
249	3.04	+1.71	Jan 26 69	6.21	+1.66	+0.87	25 Apr 69
268	2.65	+1.70	7.6.15.69	5.95	+1.65	+1.02	5 May 69
	3.87	+1.85	Apr 28				

28 Apr 3.89 +1.73 3395

29 3.89 +1.65 3405

20 3.82 +1.64 3415

3 Nov 71 5.50 2.82 1.675

18 " 5.52 2.90 1.655

21 " 5.51 2.92 1.655

22 " 5.49 2.92 1.665

over

Su Mon 7 40 57 -10 48 96-100

1314 8.43 +2.525 - 28 Dec 71
 1317 8.44 +2.57 - 31 Dec 71
 1320 8.39 +2.645 - 3 Jan 72
 1336 8.34 +2.60 - 29 Jan 72
 1345 8.33 +2.58 - 28 Jan 72
 1347 8.32 +2.675 - 30 Jan 72
 1344 8.28 +2.625 - 1 Feb 72
 1376 8.25 +2.60 - 1 Mar 72
 8.34 +2.54 - 20 Apr 72

1287 6.40 +1.46 1 Dec 71
 1309 6.37 +1.44 23 Dec 71
 1313 6.28 +1.46 27 Dec 71
 1315 6.22 +1.44 29 Dec 71
 1337 6.12 +1.43 20 Jan 72
 1344 6.13 +1.405 27 Jan 72
 1346 - +1.41 31 Jan 72
 6.08 +1.415 3 Mar 72
 1360 6.20 +1.47 22 Apr 72

385.55 8.17 6.09 +1.35

386.54 8.17 6.07 +1.37

387.54 8.13 6.06 +1.44

389.56 8.16 6.05 +1.35

390.54 8.14 6.10 +1.39

424.93 8.23 +2.59 +3.77

425.92 8.25 +2.56 +3.92

440.51 8.33 6.19 +1.39 | 442.51 8.26 +2.49 +3.85


445.50 8.36 6.21 +1.42 | 444.92 8.31 +2.53 +3.51

472.85 7.89 +1185 +114
 72.85 7.78 +1185 +1155
 468.85 7.04 +0.98
 469.84 7.02 + 84.96
 473.54 7.01 +0.55

10.34 +1.34 +1.30
 444.44 10.08 +1.34 +1.24

1326	9.36 +1.475	+1.32	19 Jun 72	445.91	10.02	9.54	+1.64	
1327	9.25 +1.36	+1.21	21 Jun 72	440.91	10.65	8.24	+1.83	
1345	8.52 +1.36	+1.12	25 Jun 72	145	9.25	+1.37 +1.325	17 May 72	
1346	8.38	+1.41	-	882	+1.345	+1.26	22 May 72	
1347	8.31	+1.43	+1.21	30 Jun 72	-	+1.04	31 Jun 72	
1349	8.20	+1.41	+1.65	17 Jul 72	1380	6.96	+1.245	3 Jun 72
1376	8.30	+1.67	+1.53	17 Mar 72	1430	8.82	+1.92	22 Apr 72
12.41	+1.38	-	20 Apr 72	1156	7.42	+1.35	18 May 72	
9.82	+1.62	+1.375	24 Jun 72	7.83	+1.55	21 May 72		

366.03 7.62 6.47 +1.16
 367.02 7.74 6.65 +1.975
 368.03 7.75 6.63 +1.990
 370.04 7.81 6.66 +1.005




115d

new Envelope 1200

W Pipe

7 45 - 42 07 2.5 - 13.6

1245	7.27	+1.745	11.09	20 Oct 71	12413	6.33	+0.68	18 Oct 71
1246	7.31	+1.779	+1.19	21 Oct 71	1248	6.35	+0.72	22 Oct 71
1249	7.43	+1.805	+1.33	24 Oct 71	1287	8.68	+1.77	1 Dec 71
1314	11.07	+1.62	+1.35	28 Dec 71		8.70	+1.72	23 Dec 71
1317	10.83	+1.60	+1.365	31 Dec 71		8.75	+1.79	27 Dec 71
1320	10.48	+1.555	+1.34	3 Jan 72	1313	8.75	+1.79	27 Dec 71
1359	3 Nov 71	7.54	6.75	+0.985	1315	8.61	+1.725	29 Dec 71
1274	18 Nov	9.57	7.56	+1.405	1337	7.70	+1.375	20 Jan 72
1277	21 "	9.95	7.77	+1.52	1313	7.32	+1.18	24 Jan 72
9.36	+1.475	+1.32	19 Jan 72	1341	7.26	+1.14	27 Jan 72	
9.25	+1.36	+1.31	21 Jan 72					
8.52	+1.36	+1.12	28 Jan 72					



W Proj 1 572

(over)

7.82 +1.42 +1.375 - 24 Jan 72

6.96 +1.00 25 Jan 72

11.11 +1.58 +1.45 20 Dec 72

8.09 +1.625 24 Dec

9.81 +1.54 +1.57 27 Dec 72

7.91 +1.505 24 Dec 72

9.67 +1.835 +1.52 29 Dec 72

7.82 +1.365 Jan 73

9.26 +1.54 +1.46 4 Jan 73

7.09 +1.07 18 Jan 73

8.46 +1.49 +1.41 17 Jan 73

7.33 +1.21 16 Jan 73

8.53 +1.55 +1.49 16 Jan 73

7.80 +1.13 16 Jan 73

8.52 +1.51 +1.45 16 Jan 73

6.85 +0.92 22 Jan 73

8.08 +1.52 +1.29 21 Jan 73

6.50 +0.85 20 Jan 73

7.39 +1.71 +1.35 - 17 Jan 73

7.58 +1.20 +1.25 - 17 Jan 73

11.68 +1.25 +1.01 31 May 73

9.13 +1.83 19 Jun 73

11.85 +1.76 +0.96 3 Apr 73

9.35 +1.83 10 Apr 73

11.99 +1.67 +1.045 11 Apr 73

9.13 +1.815 21 Apr 73

11.98 +1.72 +1.32 13 Apr 73

8.08 +1.46 13 May 73

11.64 +1.73 +1.30 20 Apr 73

7.99 +1.34 18 May 73

11.34 +1.66 +1.155 22 Apr 73

7.79 +1.245 22 May 73

10.15 +1.50 +1.035 9 May 73

9.42 +1.405 +1.116 17 May 73

9.30 +1.425 +1.09 19 May 73

9.12 +1.385 +1.11 21 May 73

9.10 +1.635 +1.31 30 May 73

WNC


8.00 50 +15 15 9.7 -10.3


124


97

950 8.68 +1.565 +1.33 29 Dec 70
 952 8.73 +1.46 +1.35 1 Jan 71
 954 8.74 +1.495 +1.395 2 Jan 71
 957 8.79 +1.44 +1.40 5 Jan 71
 967 9.12 +1.47 +1.43 15 Jan 71
 996 8.74 +1.415 +1.475 15 Feb 71
 1002 8.92 +1.45 +1.46 11 Mar 71
 1025 8.94 +1.475 +1.41 14 Mar 71
 1027 8.77 +1.435 +1.44 26 Mar 71
 1044 8.72 +1.435 +1.365 7 Apr 71

8.17 +0.625 29 Dec 70
 7.84 +0.59 30 Dec 70
 7.90 +0.57 31 Dec 70
 8.00 +0.575 3 Jan 71
 8.23 +0.645 23 Jan 71
 7.88 +0.58 21 Feb 71
 8.17 +0.61 12 Mar 71
 8.07 +0.57 25 Mar 71
 7.91 +0.58 8 Apr 71







367.03 8.54 8.23 +655
 368.04 8.53 8.19 +645
 370.02 8.51 8.15 +66

(over)

WU line (1972)

8.71	+1.465	+1.885	1:15 AM	2.10 AM	2.89	+0.59	2.10 Jan 72
8.75	+1.472	+1.385	1:25 AM	11:45 PM	8.03	+0.585	2.7 Jan 72
8.88	+1.449	+1.335	1:50 PM	8:45 PM	7.99	+0.56	3.11 Jan 72
8.84	+1.425	-	00:05 AM 30 Jan 72	7:00 PM	9.23	+1.475	11:42 17 Jan 72
8.89	+1.477	-	30 Jan 7 0:30 AM	6:35 PM	9.16	+1.48	11:40 22 Jan 72
8.97	+1.477	+1.415	00:35 AM 2 Feb 72				
8.72	+1.472	+1.41	10:15 PM 1 Mar 72				
8.72	+1.425	+1.86	9: PM 4 Mar 72				
8.72	+1.476	+1.475	4:24 95	4:42 53	8.88	+1.475	11:41 +1.50
8.78	+1.475	+1.88	4:25 92	4:44 64	8.83	+1.46	+1.47

385.46 8.74 7.89 +56

386.45 8.64 7.92 +56

387.55 8.72 7.83 +59

389.97 8.71 7.97 +56

390.55 8.75 7.99 +59

440.43 8.82 8.08 +0.55

445.42 8.55 8.13 +0.59

221 Line (cont)

1057	8.93	+1.435	+1.36	15 Apr 71
1058	8.56	+1.465	+1.38	16 Apr 71
1083	8.80	+1.44	+1.365	11 May 71
1086	8.74	+1.45	+1.41	14 May 71
1094	8.72	+1.40	+1.44	22 May 71
1096	8.75	+1.45	+1.45	24 May 71
1107	8.86	+1.445	+1.375	24 June 71

8.18	10.565	14 Apr 71
8.11	10.575	15 May 71
7.91	10.585	23 May 71
8.01	10.575	25 May 71
7.50	10.625	22 Apr 72

THE UNIVERSITY OF CHICAGO
LIBRARY

Apr

April

April

Apr

2440997

70d

8.63	+1.79	+2.07	4 Jan 71	
RT Mon	8	07	18	-10 42
				8.2-10.3 115.3
9.07	+1.76	+1.815	29 Dec 70	2.06 +0.99 14 Apr 71
8.92	+1.765	+1.845	1 Jan 71	2.11 +1.04 15 May 71
8.13	+1.785	+2.12	16 Jan 71	6.93 +1.03 27 Nov 70
9.99	+1.79	+1.95	15 Feb 71	2.04 +1.08 29 Nov 70
8.94	+1.68	+1.79	14 Mar 71	2.43 +1.20 30 Dec 70
8.61	+1.75	+2.015	26 Mar 71	7.44 +1.19 31 Dec 70
8.32	+1.78	+2.04	7 Apr 71	7.39 +1.16 3 Jan 70
9.39	+1.77	+2.095	15 Apr 71	6.79 +0.97 23 Jan 71
8.38	+1.82	+1.97	11 May 71	7.65 +1.33 21 Feb 71
ob 8.30	+1.79	+2.07	14 May 71	7.50 +1.225 12 Mar 71
8.33	+1.88	+2.09	22 May 71	7.23 +1.115 25 Mar 71
				8.94 +1.00 8 Apr 71

PTMm

~~2~~

~~55~~

~~45~~

~~-9~~

01

385.97 9.21 7.72 +1.33 147286 8.86 +1.74 +1.92

386.96 9.28 7.65 +1.30 147485 8.72 +1.77 +1.97

387.96 9.25 7.63 +1.32 146885 7.53 +1.20

389.98 9.24 7.65 +1.31 146985 7.55 +1.26

390.96 9.19 7.67 +1.30 147385 7.56 +1.19

424.95 8.86 +1.79 +2.07

425.94 8.88 +1.79 +2.07

440.93 9.21 7.64 +1.36 44293 9.18 +1.66 +1.89

445.92 9.27 7.59 +1.30 44494 9.23 +1.72 +1.83

RT Mon (cont)

367.03	8.72	7.39	+1.23
368.03	8.77	7.41	+1.24
370.01	8.86	7.47	+1.26

9.68 +1.735 +1.77 19 Jan 72

7.45 +1.25 20 Jan 72

9.03 +1.68 +1.81 22 Jan 72

7.33 +1.23 26 Jan 72

8.94 +1.71 +1.89 28 Jan 72

7.81 +1.20 29 Jan 72

8.77 +1.74 - 29 Jan 72

(7.13) +1.19 31 Jan 72

8.75 +1.765 +1.96 30 Jan 72

7.71 +1.34 31 Jan 72

8.71 +1.78 +1.94 1 Feb 72

7.57 +1.07 22 Apr 72

9.30 +1.73 +1.97 1 Mar 72

7.33 +1.34 21 May 72

9.35 +1.75 +1.86 5 Apr 72

run

9.38 +1.69 +1.83 17 May 72

9.41 +1.69 +1.86 22 May 72

6.87 +1.335 +0.24 19 Jan 72
6.90 +1.31 +0.24 21 Jan 72

(over)

367d

Rinc

8 14 55 +11 49 6.2-11.8 Vm

6.54 +1.375 +0.47 29 Dec 70

6.54 +1.395 +0.92 1 Jan 71

6.55 +1.395 +0.455 2 Jan 71

6.57 +1.39 +0.435 5 Jan 71

6.72 +1.395 +0.345 15 Jan 71

7.69 +1.43 +0.07 15 Feb 71

8.45 +1.45 -0.095 11 Mar 71

8.56 +1.41 -0.09 14 Mar 71

9.01 +1.445 -0.16 26 Mar 71

4.13 +1.85 31 Dec 70

4.19 +1.84 3 Jan 71

(4.09 +1.95 28 Jan 71)

4.34 +1.92 21 Feb 71

4.62 +1.88 12 Mar 71

4.85 +1.86 25 Mar 71

9.17 +1.31 -0.38 3 Apr 73
9.36 +1.35 -0.32 11 Apr 73
9.43 +1.38 -0.34 13 Apr 73
9.44 +1.44 -0.34 13 Apr 73

~~7.87~~ +1.25 -0.39 2 Dec 72

7.14 +1.31 +0.40 20 Dec 72

7.05 +1.24 +0.41 27 Dec 72

7.03 +1.30 +0.39 28 Dec 72

7.01 +1.33 +0.46 4 Jan 73

7.21 +1.29 +0.33 17 Jan 73

7.09 +1.30 +0.35 16 Feb 73

7.20 +1.29 +0.31 16 Feb 73

7.25 +1.32 +0.18 21 Jan 73

7.75 +1.28 +0.12 17 Jan 73

7.85 +1.30 -0.07 19 Feb 73
8.07 +1.28 -0.36 21 Mar 73

9.55 +1.41 -0.25 30 Apr 73
9.56 +1.41 -0.27 22 Apr 73

4.32 +1.85 24 Dec 72

4.41 +1.88 24 Dec 72

4.41 +1.50 18 Jan 73

4.20 +1.66 16 Feb 73

4.20 +1.92 16 Feb 73

4.56 +1.56 20 Feb 73

5.05 +1.86 1 Apr 73

5.18 +1.76 12 Apr 73

(5.41 +2.25 21 Apr 73)

5.57 +1.79 13 May 73

5.75 +1.79 18 May 73

10.21 + 12.35 + 1.24 27 June 22

10.02 + 12.48 + 10.815 2 July 23

10.07 + 12.435 + 10.72 3 July 23

8.61 +1.55 -0.22 3Apr73
8.85 +1.62 -0.08 11Apr73
9.07 +1.94 +0.155 20Apr73
9.09 +1.87 +0.135 22Apr73
R 1972/73

6.60 +1.38 +0.17 20Dec72
6.48 +1.33 +0.155 27Dec72
6.47 +1.325 +0.165 28Dec72
6.44 +1.39 +0.14 4Jan73
6.63 +1.36 -0.055 17Jan73
6.55 +1.38 +0.11 16/3.13
6.75 +1.375 -0.015 21Jan73
7.44 +1.32 -0.14 1708.11
7.51 +1.315 -0.24 192473
8A (8.56) +1.475 -0.27 31Mar73

Jan

9.58 +2.06 +0.55 9May73
9.80 +2.065 +0.57 17May73
9.86 +2.155 +0.58 19May73
9.90 +2.13 +0.61 21May73
10.21 +2.35 +1.26 29Jun73
2.86 +1.97 24Dec72
2.95 +2.00 18Jan73
2.67 +2.04 16/7.09
2.72 +2.05 16/8.00
3.80 +1.81 12Apr73
4.20 +1.805 13May73
4.34 +1.82 18May73
4.33 +1.78 22May73

366.10 5.83 2.59 +1.955 1441 7.49 3.07 +1.89

367.08 5.85 2.62 +1.96 1442 7.54 3.08 1.89

368.07 5.84 2.61 +1.945

370.05 5.85 2.62 +1.94

5.85 +1.15 +0.015 1 man 72

7.11 +1.30 -0.11 20 m 72

our

313^d

R. De

9 46 00

+ 11 34 54-10.5

7.29 +1.245 +0.31 6 Apr 70

7.15 +1.465 +0.34 11 Apr 70

6.63 +1.44 +0.375 25 .. "


6.42 +1.41 +0.40 28 May 70

5.07 +1.235 +0.655 28 May 70

5.45 +1.485 +0.20 24 Jun 70 -

5.51 +1.495 +0.10 28 Jun 70

2.42 +2.055 May 70



Plan

9 31 25 -62 38 3.9-10.0

308 d

~~5.35~~ +2.27

4.93 +2.23

4.93 +2.18

4.49 +2.18

3.89 +2.05

4.06 +2.04

4.49 +2.11

4.44 +2.15

4.47 +2.29

~~4.50~~ +2.25

~~4.50~~ +2.25

4.98 +2.29

2 Apr 69

28 " "

36 " "

→ Spring 4

450 +2.15

17 Dec 1968

18 Dec 1968

27 "

29 "

26 Jan 69

~~16~~

~~15~~

15 31

7.70 +1.26-0.02 ^{20/11/68}


9.24 +1.22-10.11 ^{11/11/69}

9.41 +1.29 +0.25 ^{1/12/69}

8.83 +1.35 +0.96 ^{25/12/69}

8.76 +1.34 +0.75 ^{29/12/69}

9.38 +1.34 +0.47 ^{5/1/70}



Plant (cont)

8.59 +1.48 +0.14 3 Dec 69
 8.92 +1.44 +0.06 15 Dec
 9.41 +1.39 +0.16 30 Dec
 9.94 +1.17 +0.16 31 Jan 70
 9.89 +1.25 +0.25 9 Feb 70
 9.59 +1.32 +0.20 ²⁶ Feb 70
 9.28 +1.38 +0.205 11 Mar 70
 8.33 +1.44 +0.385 3 Apr 70
 8.09 +1.485 +0.375 6 Apr 70
 7.84 +1.495 +0.435 11 Apr 70

5.05 +2.08 7 Dec 69
 5.05 +2.07 20 Dec
 5.26 +2.16 3 Jan 70
 5.29 +2.14 10 Feb 70
 5.70 +2.10 13 Feb 70
 5.02 +2.15 27 "
 5.00 +2.14 19 Mar 70
 4.70 +2.145 12 Mar 70
 4.39 +2.115 4 Apr 70
 4.26 +2.085 7 Apr 70
 4.30 +2.04 12 Apr 70

15 Aug 73 8.53 +1.30 +0.15

8.08 +1.27 -0.05 22 Aug 73
8.56 +1.28 -0.01 9 Mar 73
7.84 +1.28 +0.06 17 Mar 73

5.09 +1.19 +0.49 20 Dec 72

3.11 +1.28 24 Mar 72

5.00 -1.21 +0.49 27 Dec 72

2.87 +1.20 18 Apr 73

4.97 +1.21 +0.45 29 Dec 72

2.89 +1.72 16 Apr 73

4.97 +1.29 +0.49 4 Jan 73

2.91 +1.70 16 Apr 73

5.03 +1.26 +0.42 17 Jan 73

4.05 +1.92 12 Apr 73

5.00 +1.28 +0.54 16 Apr 73

4.13 +1.94 21 Apr 73

5.07 +1.31 +0.46 21 Jan 73

4.52 +1.50 13 Aug 73

5.15 +1.31 +0.36 17 Apr 73

5.23 +1.33 +0.15 19 Apr 73

7.30 +1.23 -0.03 31 Mar 73

7.44 +1.21 -0.04 3 Apr 73

7.78 +1.25 -0.04 11 Apr 73

7.97 +1.25 -0.02 20 Apr 73

5.28 +1.18 +0.27 22 May 71
5.30 +1.19 +0.26 24 May 71

Plan (low)

6.96 +1.525 +0.58 28 Apr 70

6.84 +1.49 +0.575 2 May 70

6.30 +1.51 +0.61 14 May 70

5.65 +1.405 +0.61 28 May 70

~~5.30 +0.925 +0.28 24 Mar 70~~ 9 May

6.02 +0.99 +0.32 28 Mar 71

5.16 +1.055 +0.465 7 Apr 71

4.68 +1.14 +0.36 15 Apr 71

4.68 +1.18 +0.34 11 May 71

5.06 +1.18 +0.33 14 May 71

(over)

4.26

~~3.96~~

+1.86 (May 70)

3.33 +1.96 25 May 71

2.86 +1.75 8 Apr 71

2.69 +1.60 14 Apr 71

2.89 +1.71 15 May 71

3.32 +1.79 25 May 71

6007 907.6 +31 10 5.500 gmc

RS line

5.49 3.45 +1.00 Blue
~~5.84~~

5.81 +1.55 +1.15 25 blue 63

5.87 +1.60 +1.06 27

5.98 +1.58 +1.00 28

5.98 +1.58 +1.00 28

5.97 +1.60 +1.01 25 April
60" 21 May 66
E.O.

5.61 +1.62 +1.05 84 66 20
5.88 +1.53 +0.96 19 26 64
5.89 +1.54 +0.94 29
5.84 +1.57 +1.01 29
5.77 +1.57 +1.05 20 March 66
5.73 +1.54 +0.98 27 March 66
5.75 +1.58 +0.97 14 Jan 66

5.34 +1.56 +1.14 27 June 65

5.32 +1.57 +1.14 30 "

5.36 +1.57 +1.14 1 blue 65

5.20 +1.40 +1.24 23 June 65

1?

3639	+1.02	+2.58	0.93	6 May 66	20"
PS6nc	+0.97	+1.48	0.48	6 Jan 66	60"
	+0.96	+1.455	0.39	18 Jan 66	60"
	+0.96	+1.48	0.61	28 Jan 66	20"
	+0.97	+1.35	0.72	27 Apr 66	60"
	+1.08	+0.67	0.64	27 May 66	20"
	+0.945	+1.40	0.43	5 Jan 66	60"
	+0.935	+1.41	0.48	8 " " "	" " "

206.6^d

S Page

9 03 46

-24 58

8-14

10.40 +1.35 +0.84 22Apr74

9.93 +1.34 +0.92 11Apr74

8.70 +1.45 +0.87 9Mar74

8.54 +1.49 +0.95 14Mar74

9.47 +1.50 +0.93 3Jan74

9.61 +1.54 +0.94 5Apr74

8.10 +1.25 +0.98 10Apr74

(8.35 +1.42 +0.97 12Apr74)

7.52 +1.07 +0.96 6Mar74

7.43 +1.03 +0.97 7Mar74

7.27 +1.02 +0.97 17Mar74

~~7.24 +0.94 +0.97~~

7.24 +1.01 +0.97 16Mar74

8.01 +1.35 +0.97 15Apr74

PT Mellon

396.00 7.26 4.88 1.72
396.98 7.20 4.82 1.71
397.98 7.25 4.82 1.76
289.69 7.25 4.83 1.71
390.97 7.22 4.73 1.70

1306 7.66 +1.495 +0.985 19 Jan 72 5.00 +1.76 26 Jan 72
7.68 +1.485 +0.95 20 Jan 72 5.01 +1.74 27 Jan 72
7.74 +1.48 +0.945 28 Jan 72 4.92 +1.72 30 Jan 72
7.71 +1.50 +0.96 29 Jan 72 4.99 +1.69 18 Mar 72
7.74 +1.505 - 30 Jan 72 1.756
7.76 +1.51 +0.91 1 Feb 72
7.43 +1.53 +1.03 1 Mar 72 1378
7.55 +1.50 +0.96 424.98
7.57 +1.49 +0.96 425.96
7.67 5.05 +1.79 440.98 | 442.95 7.54 +1.46 +0.98
7.68 5.05 +1.78 441.98 | 444.97 7.56 +1.50 +0.96

7.53 +1.50 +1.06 13 Apr 72
 7.48 +1.44 +1.60 20 Apr 73
 7.65 +1.51 10.96 22 Apr 73
 7.33 +1.53 +1.14 27 Dec 72

5.10 +1.71 21 Apr 72
 +1

7.32 +1.56 +1.09 28 Dec 72

5.02 +1.68 5 Jan 73

7.33 +1.57 +1.13 4 Jan 73

5.10 +1.70 8 Jan 73

7.38 +1.53 +1.07 12 Jan 73

5.04 +1.68 23 Jan 73

7.35 +1.58 +1.19 16 Feb 72

5.16 +1.73 20 Feb 73

7.40 +1.55 +1.15 16 Feb 72

5.18 +1.74 1 Apr 73

7.38 +1.58 +1.06 21 Jan 73

5.22 +1.71 5 Apr 73

7.56 +1.52 +1.11 17 Dec 72

5.30 +1.75 21 Apr 73

7.55 +1.53 +1.05 19 Dec 73

7.39 +1.52 +1.00 31 Mar 73

7.36 +1.53 +1.05 5 Apr 73

7.48 +1.52 +1.06 19 Apr 73

Low 2.87 +1.51 +1.51 11 Nov 71
+0.90

290 57 83-94 MS III

PT Ave 8 56 39

7.37 +1.55 ~~2.11~~ +1.10 24 Nov 70

2.65 +1.51 +0.96 29 Dec 70

7.62 +1.52 +1.00 1 Dec 71

7.59 +1.55 +1.00 6 Jan 71

7.58 +1.53 +1.02 5 Jan 71

7.51 +1.41 +1.04 15 Jan 71

7.91 +1.51 +0.90 15 Feb 71

7.35 +1.55 +1.13 11 Nov 71

7.34 +1.57 +1.14 14 Nov 71
7.39 +1.56 +1.15 26 Nov 71
2.46 +1.54 +1.00 2 Dec 71

90416 7.16 4.94 1.63
90618 7.25 4.98 1.64

5.13 +1.78 29 Nov 70

5.20 +1.63 30 Dec 70


5.24 +1.80 3 Jan 71

5.01 +1.81 23 Jan 71

5.22 +1.85 21 Feb 71

4.42 +1.75 12 Nov 71

4.92 +1.72 25 Nov 71
4.65 +1.76 8 Dec 71
5.03 +1.72 14 Dec 71
5.37 +1.82 15 Nov 71



0.33

V F Rega 8 53 26 706 15.5 11-11.5
— — — — —

12.82 40.58 -0.02 11 March 70


Thyges / best

best

9.04 +1.35 10.56 15 Aug 71
9.48 +1.37 10.54 16 Aug 71
8.20 +1.38 10.63 11 May 71
9.03 +1.37 10.66 14 May 71
8.07 +1.40 10.68 22 May 71
8.10 +1.39 10.69 24 May 71
8.16 +1.44 10.73 4 June 71
8.17 +1.46 10.72 6 June 71

6.57 +1.38 15 May 71
6.50 +1.39 23 May 71
6.50 +1.40 25 May 71
6.43 +1.45 5 June 71

10.67	+1.64	+0.355	13 Apr 73	1472	9 May 73	11.91	+1.555	+0.31
11.09	+1.61	+0.27	20 Apr 73					
11.27	+1.56	+0.275	22 Apr 73					
7.36	+1.50	+0.915	20 Dec 72			5.69	+1.00	24 Dec 72
7.43	+1.53	+0.91	27 Dec 72			5.69	+1.04	24 Dec 72
7.11 ^{24 Dec}	+1.58	+0.86	4 Jan 73			5.70	+1.01	5 Jan 73
7.27	+1.61	+0.87	17 Jan 73			5.78	+1.09	18 Jan 73
7.11	+1.63	+0.95	16 Feb 73			5.81	+1.10	22 Jan 73
7.23	+1.63	+0.95	16 Feb 73			6.40	+1.475	20 Feb 73
7.32	+1.64	+0.885	21 Jan 73			7.36	+1.82	1 Apr 73
8.12	+1.68	+0.86	17 Feb 73			7.60	+1.81	12 Apr 73
8.37	+1.725	+0.68	19 Feb 73			7.74	+1.86	21 Apr 73
10.41	+1.60	+0.43	31 Mar 73			9.13	+1.90	13 May 73
10.31	+1.65	+0.43	3 Apr 73			8.23	+1.85	18 May 73
10.71	+1.615	+0.38	11 Apr 73					



~~Quint~~ 208.3

T Nya 8 54 12 -9 065

7.2-13.262


13.48	+1.655	+0.375	2 Jan 71	8.69	+1.973	18 Dec 20
13.40	+1.622	+0.52	5 Jan 71	8.75	+1.95	3 Jan 71
13.31	+1.705	+0.24	15 Jan 71	8.40	+2.07	23 Jan 71
11.58	+1.55	-	15 Jan 71	7.63	+2.01	21 Dec 71
10.14	+1.43	+0.62	11 Mar 71	7.43	+1.925	12 Mar 71
10.03	+1.37	+0.63	14 Mar 71	7.30	+1.82	25 Mar 71
9.68	+1.39	+0.585	24 Mar 71	7.11	+1.705	8 Apr 71
9.68	+1.38	+0.57	24 Mar 71	2.04	+1.63	14 Apr 71
9.25	+1.355	+0.58	7 Apr 71			



T/kyu

9 May 73	11.91	+1.555	+0.31
17 May 73	12.24	+1.585	+0.20
19 May 73	12.31	+1.545	+0.31
21 May 73	12.33	+1.545	+0.27
27 Jun 73	12.79	+1.61	+0.27
22 Aug 74	11.07	+1.565	+0.12
8 Oct 74	11.31	+1.595	+0.13
11 Dec 74	11.41	+1.60	+0.13
4 Mar 74	12.34	+1.60	—
14 Mar 64	12.56	+1.64	+0.26

8.13	+1.85	13 May 73
8.23	+1.85	18 May 73
8.25	+1.805	22 May 73
7.04	+1.74	3 Jan 74
7.77	+1.815	5 Feb 74
7.86	+1.825	11 Feb 74
7.88	+1.815	12 Feb 74
8.20	+1.82	6 Mar 74
8.22	+1.815	9 Mar 74
8.21	+1.815	12 Mar 74
8.20	+1.82	16 Mar 74
8.66	+1.83	15 Apr 74



RV 1573/4
Rogers

5.45 + 1.75 26 June 23

5.36 + 1.72 3 June 24

7.63	+1.69	+1.33	2 Dec 72	5.32	+1.70	24 Dec 72
7.83	+1.67	+1.21	20 Dec 72	5.47	+1.73	29 Dec 72
7.91	+1.69	+1.145	27 Dec 72	5.48	+1.74	5 Jan 73
8.04	+1.655	+1.12	4 Jan 73	5.56	+1.77	18 Jan 73
8.16	+1.65	+0.945	17 Jan 73	5.58	+1.75	22 Jan 73
8.10	+1.66	+1.17	16 Feb 73	5.44	+1.75	20 Feb 73
8.15	+1.66	+1.13	16 Feb 73	5.37	+1.735	1 Apr 73
8.14	+1.68	+1.005	21 Jan 73			
7.99	+1.64	+1.12	17 Feb 73			
7.91	+1.68	+1.08	19 Feb 73			
7.68	+1.72	+1.21	31 Mar 73			
7.71	+1.73	+1.22	3 Apr 73			

803 170 2017 0217 508

RV Vega

3 32 91

15-29

8.7-10.0

60

MO

has

acends 2017 0217 508

5.61 +1.56 27/02
5.69 +1.62 5/02
5.35 +1.75 22/02

11.54 5.36 +1.72 18/02
5.43 +1.71 21/02
5.61 +1.77 25/02
442.94 8.00 +1.57 +1.17

444.44 8.04 +1.63 +1.15

472.87 8.11 +1.59 +1.21

477.86 8.08 +1.61 +1.16
468.85 5.52 +1.75

464.85 5.48 +1.76
473.86 5.57 +1.74

acwv 02 58117 + 55971 + 10.5

79.424 6117 + 4974 8.566

55.524 6117 + 4974 7.56

45.044 1871 + 14.5

441.93 08.14 + 21.5

445.52 08.14 + 21.8

acwv 22 11.17 + 85.14 + 11.8

acwv 02 58117 + 0971 + 10.8

acwv 22 22222 + 1123 + 11.5

1973

6.55 +1.57 +1.18 20 Dec 72 1672

6.66 +1.56 +1.15 27 Dec 72 1679

6.70 +1.58 +1.15 4 Jan 73 1687

6.84 +1.54 +1.13 17 Jan 73 1700

6.78 +1.56 +1.16 16 3.11

6.83 +1.55 +1.13 16 99.07

6.85 +1.565 +1.105 21 Jan 73 1704

6.86 +1.54 +1.14 17 28.08

6.80 +1.585 +1.015 19 21 73 1733

6.64 +1.57 +1.125 31 Mar 73 1773

6.60 +1.595 +1.13 3 Apr 73 1776

6.64 +1.555 +1.135 11 Apr 73 1794

6.63 +1.585 +1.135 12 Apr 73 1856

4.13 +1.69 24 Dec 72

4.28 +1.72 29 Dec 72

4.45 +1.765 15 Jan 73

4.32 +1.78 20 26 73

4.32 +1.76 1 Apr 73

4.39 +1.72 12 Apr 73

Ail Kya

8

38


-17

11

6.6-70

(over)

6.33	+1.59	+1.22	12 June	69	4.12	+1.72	8 June 69
6.61	+1.58	+1.22	3 Dec	69	4.06	+1.70	11 June 69
6.69	+1.58	+1.12	15 Dec	69	4.26	+1.70	7 Dec 69
6.74	+1.58	+1.16	27 Dec	69	4.11	+1.76	20 Dec 69
6.72	+1.58	+1.12	30"	69	4.14	+1.77	25 Dec
6.77	+1.56	+1.12	4 Jan 70	70	4.34	+1.755	3 Jan 70
6.83	+1.59	+1.06	31 Jan 70	70	4.26	+1.72	10 Feb 70
6.76	+1.62	+1.18	9 Feb 70	70	4.28	+1.72	13 Feb 70
6.80	+1.585	+1.105	26 Feb 70	70	4.25	+1.74	27 Feb 70
6.67	+1.585	+1.13	11 Mar 70	70	4.34	+1.72	10 Mar 70



6.64 +1.57 +1.13 11 Apr 2018
6.81 +1.525 +1.055 20 Apr 2018

6.71 +1.58 +1.22 3 Dec 1959

6.69 +1.58 +1.22 15 Dec 59

6.74 +1.58 +1.16 27 " 503

6.72 +1.58 +1.20 30 " 504

6.77 +1.56 +1.12 4 Apr 20 54

6.83 +1.59 +1.06 31 Jan " 519

6.76 +1.62 +1.18 6 Apr 20 527

6.80 +1.565 +1.052 6 " 544

6.67 +1.585 +1.13 11 Mar 657

6.75 +1.55 +1.18 3 Apr 2018
6.76 +1.57 +1.17 6 Apr 2018

4.26 +1.70 7 Dec 69

4.14 +1.77 2 "

4.34 +1.75 3 Jan 20

4.26 +1.72 10 Apr

4.28 +1.72 13 "

4.25 +1.74 27 "

4.34 +1.72 1 Jan "

4.15 +1.68 12 Mar

4.13 +1.72 5 Apr 20

4.12 +1.72 2 Apr 20
4.15 +1.705 12 "
4.04 +1.71 1 May 20

10/11 6.87 +1.58 +1.12 12 May 22
 10/14 6.59 +1.585 24 May 71
 10/17 6.59
 A. R. Rya (cont)

950 6.64	+1.58	+1.14	25 Dec 70	975	404	+1.81	23 Jan 71
951 6.68	+1.60	+1.45	2 Jan 71	✓	417	+1.75	21 Feb 71
957 6.78	+1.585	+1.45	15 Jan 71	✓	416	+1.75	12 Mar 71
961 6.46	+1.615	+1.31	15 Feb 71	✓	423	+1.765	25 Mar 71
1027 6.62	+1.585	+1.18	11 Mar 71	✓	424	+1.79	8 Apr 71
1095 6.70	+1.81	+1.13	14 Mar 71	✓	425	+1.765	14 Apr 71
1035 6.91	+1.59	+1.05	24 Mar 71	✓	430	+1.72 ³	15 May 71
1049 6.87	+1.59	+1.11	7 Apr 71	✓	440	+1.75	23 May 71
1057 6.88	+1.58	+1.08	15 Apr 71		444	+1.77	25 May 71
1183 6.82	+1.60	+1.16	11 May 71				



7.65	+1.57	+0.99	262870	4.99	+1.805	12 Mar 70
7.82	+1.54	+0.945	10 Mar 70	5.00	+1.89	14 Apr 70
RT Meyer Cont						
7.81	+1.49	+0.96	8 Apr 70	4.89	+1.825	7 Apr 70
7.74	+1.51	+0.94	6 Apr 70	4.64	+1.82	12 Apr 70
8.29	+1.53	+0.66	3 Nov 69	5.37	+1.87	8 Nov 69
7.94	+1.53	+0.71	17 Nov 69	5.25	+1.805	20 Nov 69
7.79	+1.55	+0.82	27 Nov 69	5.18	+1.50	7 Dec
7.81	+1.54	+0.85	23 Nov 69	5.07	+1.84	18 Dec
7.81	+1.55	+0.88	3 Dec 69	5.05	+1.60	25 Dec
7.85	+1.55	+0.80	15 Dec	5.71	+1.81	3 Jan 70
7.79	+1.54	+0.96	27 Dec	4.81	+1.75	10 Jan 70
7.76	+1.56	+0.98	30 Dec	4.82	+1.76	13 Jan 70
7.72	+1.56	+0.89	4 Jan 70	4.62	+1.79	27 Jan 70
7.42	+1.60	+1.00	31 Jan 70	5.04	+1.79	17 Mar 70
7.39	+1.64	+1.07	31 Jan 70	+1.07	+2.670	

2509

RTIlyca

8 28 03 -06.12 71-10.3

8.36	+1.50	+0.81	24 Jul 69	267
8.35	+1.54	+0.78	1 Aug 69	313
8.29	+1.52	+0.80	25 Apr 69	337
8.24	+1.52	+0.74	26 Apr 69	338
8.19	+1.54	+0.78	5 May 69	347
7.42	+1.59	+1.06	12 June 69	385

8.03	+1.50	+0.685	11 Apr 73	201473	8.13	+1.55	+0.685
8.19	+1.53	+0.64	13 Apr 73	191473	8.34	+1.54	+0.70
8.18	+1.50	+0.62	30 Apr 73	191473	8.58	+1.52	+0.68
8.33	+1.53	+0.85	2 Dec 72	8.11	+1.815	24 Dec 72	

8.08	+1.51	+0.71	20 Dec 72	5.18	+1.815	24 Dec 72
------	-------	-------	-----------	------	--------	-----------

8.00	+1.51	+0.85	29 Dec 72	5.09	+1.84	5 Jan 73
------	-------	-------	-----------	------	-------	----------

7.58	+1.55	+0.81	4 Jan 73	5.15	+1.865	15 Jan 73
------	-------	-------	----------	------	--------	-----------

8.04	+1.535	+0.755	17 Jan 73	5.31	+1.985	20 Jan 73
------	--------	--------	-----------	------	--------	-----------

7.58	+1.55	+0.91	16 Jan 73	5.50	+1.955	18 Jan 73
------	-------	-------	-----------	------	--------	-----------

8.04	+1.53	+0.85	14 Jan 73	5.50	+1.75	12 Mar 73
------	-------	-------	-----------	------	-------	-----------

8.05	+1.565	+0.79	21 Jan 73	5.42	+1.78	21 Apr 73
------	--------	-------	-----------	------	-------	-----------

8.26	+1.58	+0.85	17 Feb 73	5.51	+1.815	18 May 73
------	-------	-------	-----------	------	--------	-----------

8.32	+1.55	+0.65	19 Feb 73	5.72	+1.92	18 May 73
------	-------	-------	-----------	------	-------	-----------

8.33	+1.51	+0.67	31 Mar 73			
8.32	+1.51	+0.67	8 Apr 73			

7.22 + 1.5
4.74 + 2.38 & 4.74

5.47 + 1.94 " 24 "
5.44 + 1.93 " " 28 "
5.45 + 1.93 3 Apr 69
5.40 + 1.97 2 Apr 69
5.21 + 2.23 15 Feb 69

~~4.51; 2.50 - 1.6 2 Apr 69~~

-0.17

RT Nya

8 28

03

-07

12

21-10.3

(GWS)

2500

Cost

RT Page

22 Apr 73 8.13 +1.55 +0.68

7 May 73 8.34 +1.54 +0.70

17 May 73 8.52 +1.49 +0.67

19 May 73 8.52 +1.52 +0.68

21 May 73 8.56 +1.515 +0.65

13 May 73 5.51 +1.815

18 May 73 5.72 +1.472

22 May 73 5.58 +1.81

RT Rays Count 8

7.81	+1.44	+0.56	3 Apr 70	5.00	+1.89	4 Apr
7.74	+1.51	+0.54	6 Apr 70	4.84	+1.85	7 Apr
7.75	+1.44	+0.52	11 Apr 70	4.94	+1.82	12 Apr
8.05	+1.51	+0.77	25 " "	5.21	+1.84	1 May 70
8.10	+1.48	+0.75	2 May 70	5.23	+1.81	11 May 70
8.11	+1.58	+0.74	14 May 70	5.46	+1.81	27 May 70
8.36	+1.58	+0.70	28 May 70	5.50	+1.83	29 May