

125 II

2264-37

8.08 + 1.96 + 1.72 = 3 weeks

753 6.5  
715 9.1  
648

845

7.64 + 0.53 = 3 Jan 74

719 475  
6

9.74 + 1.44 + 1.27 = 12 II II


128-

9.78 + 0.56 = 7 Jan 74

816 456  
810 510  
447 515

965 757  
827 96

1515



+10.0

G5 III (p.2)

2264-B

9.32 +0.85 = 10.5 (3 v. 4)

9.15 +0.33 3 Jan 74

9.14 +0.315 4 Jan 74


9.14 +0.32

9.14 275

9.15

9.70

9.31



13.88 + 0.22  
13.05 + 0.18  
12.98 + 1.15

Worthen  
See  
Bryner

2264-90

12.75 + 0.16.5  
4 Jan 74

$$E(R-T) = +0.045$$

2264-224

$$E' = 0.0864$$

12.5 - 10

$$8.52 + 1.20 + 1.18 = 3W$$

8.15

8.11

8.13

+0.41 3 Jan 74

+0.405 1 Jan 74

+0.41

365

7800

964

21  
966

123 II-III

2264-69

8.26 +1.41 +1.56 <sup>sta</sup>

7.69	+0.515	3 Jan 74
7.67	+0.515	4 Jan 74
7.68	+0.515	
7.55	+47	
6.57		
6.5		
6.4		

1.4

175  
400

10 M12 (Am 16 2941)

11 40 22 -63 14

M2 I1 + B

7.86 +1.78 +0.80 27 May 70  
 7.97 +1.81 +0.67 11 May 70  
 9.03 +1.78 +0.725 3 Apr 70  
 7.97 +1.78 +0.73 6 Apr 70  
 7.96 +1.775 +0.725 11 Apr 70  
 7.92 +1.86 +0.80 28 Apr 70  
 7.93 +1.77 +0.775 28 May 70

6.72 +1.15 118 26 70

~~6.57 +1.14 29 Apr 69~~

6.04 +1.28 27 21 70

6.14 +1.26 4 Apr 70

6.07 +1.265 7 Apr 70

6.06 +1.255 12 "

5.93 (6.48) +1.165 13 May 70

5.95 (6.50) +1.165 11 May

5.93 6.48 +1.215 27 May

5.90 (6.45) +1.21 29 May



1972

8.03 +11685 / +0.67 24 Jan 72

6.52 +1.275 25

8.00 +1168 / +0.70 21 Feb 71

6.43 +1.275 27

11596

6.50 +1.275 28  
6.36 +1.235 29

7.74 +1.724 / +0.74 29 Jan 74

6.12 +1.175 29

7.74 +1.725 / +0.82 29 Jan 74

6.10 +1.13 29

7.66 +1.84 / +0.87 11 Jan 74

7.66 +1.895 / +0.805 9 Mar 74

7.70 +1.865 / +0.89 19 Mar 74

7.80 +1.80 / +0.87 19 Mar 74

7.80 +1.82 / +0.89 9 May 74

S

6 25 08 -4 35

(R, I)

20

E

→ 404534 ← 64418-110 R

↔

20

6 25 01

(2)

6 25 30  
-H 20

594  
524 -58  
400  
-25

6.24 + 0.525 202623  
6.34 + 0.495 139125  
6.32 + 0.51

10 01 44 -59 58

3114-181

8.28 +1.25 (2.00) C

7.70 +0.475 18 Jan 20

-170

7.30 +90 +0.40  
(1.89) C

6.93 +0.54 16 Jan 20

7.24 +0.50 +0.50

-197

8.95 +1.36 +1.30

8.32 +0.50 18 Jan 20

8.14  
7.70  
6.15  
7.15  
7.5

-1.7



64267

7	50	22	-37	31	8.3	08
---	----	----	-----	----	-----	----

$$\begin{array}{r}
 8.48 \\
 8.49 \\
 \hline
 8.48 \\
 +0.12 \\
 +0.09 \\
 \hline
 +0.105 \\
 -0.265 \\
 -0.30 \\
 \hline
 -0.28
 \end{array}$$

126120

115171

63905 ✓

7	47	57	-25	40	9.9	139
---	----	----	-----	----	-----	-----

$$\begin{array}{r}
 9.99 \\
 10.00 \\
 \hline
 10.00 \\
 +0.045 \\
 +0.025 \\
 \hline
 +0.035 \\
 -0.25 \\
 -0.30 \\
 \hline
 -0.275
 \end{array}$$

-0.25 126120

-0.30 115171

64138

7	49	14	-39	37	9.0	135
---	----	----	-----	----	-----	-----


$$\begin{array}{r}
 9.12 \\
 9.13 \\
 \hline
 9.12 \\
 0.00 \\
 -0.03 \\
 \hline
 -0.53 \\
 -0.55 \\
 \hline
 -0.55
 \end{array}$$

126120

115171

9.12-0.015 -0.54

(2)



64066 7 49 22 -36 of 2489

8.16	-0.01	-0.605	12874
8.16	-0.015	-0.57	9mar74
8.14	-0.035	-0.63	14mar74
<u>8.15</u>	<u>-0.02</u>	<u>-0.60</u>	





63966 9 45 52 27 9370

9.52 +0.295 +0.17 112874


64028 7 49 10 26 08 70 09

✓  
7.28 -0.065 -0.26 112874

~~7.28 -0.065 -0.26 112874~~

7.26 -0.07 0.55 0.2

7.27 -0.065 0.2



63488 7 46 29 -27 56 8.6 BF

✓ 8.31 +0.08 -0.30 14mar74

8.37 / +0.09 -0.29 9mar74  
8.34 +0.085 -0.245

921  
63929


7 48 40 -38 52 10.0 40

9.50 +0.21 (+0.21) 112874


9.95 +0.22 +0.08 92m74

63251 7 45 17 -37 49 8.686

✓  
768 +0.025 -0.32 19 mg 74  
778 +0.055 -0.35 9 mm 74  
723 +0.015 -0.37 14 mm 74  
773 +0.015 -0.32 19 mg 74  
773  
773 +0.025 -0.34








-500 100.9 17 19 22 -50 16.5 9.5 A<sub>0</sub>

9.52 +0.06 -0.115 170A23





156521 17 20 40 -50 80 104

10.01 +0.06 -0.165 176.23




156853 17 20 02 -45 43 26 05

264 -0.035 -0.305 1700123



157587 17 24 13 -51 48.5 9.7B9

961 10.095 10005 1700123



157475 17 23 50 -50 04 84 A0

9.06 <sup>1812</sup> +0.265 +0.125 17kt23





2353-1 6.07 -0.20 -0.97 100" 37862  
6.03 -0.16 -0.99 " 5"  
6.05 -0.18 -0.95 " p max"  
6.06 -0.18 -1.00 " 26.5 sec"  
6.06 -0.19 -0.98 " 27" "  
6.03 -0.18 -1.00 " 28" "  
6.07 -0.18 -0.98 " 29" "  
6.07 -0.18 -0.97 " 20 7863  
6.04 -0.20 -0.94 " 28" 63  
6.04 -0.18 -0.93 " 26" "  
6.05 -0.18 -0.97 " 20 8 max 65

~~2353-X~~ 8.82 -0.01 -0.53 5 Mar 64 200"  
8.84 -0.05 -0.50 3 Jul 62 100"  
8.82 -0.03 -0.52 5 " " "  
(8.60) (+0.07) (-0.57) 10 March " "  
8.82 -0.01 -0.52 26 Dec " "  
8.83 -0.04 -0.53 27 " " "  
8.82 -0.02 -0.55 28 " " "  
8.84 -0.04 -0.51 29 " " "  
8.83 -0.04 -0.52 20 Feb 63 "  
8.88 -0.10 -0.52 23 " " "

2853-5

10.09 +0.59 +0.14 100 37nd 62

10.08 +0.61 +0.12 " 5 " "

2353 - 7 9.80 -0.065 -0.28 200" 2 Nov 61

- 8 11.77 41.29 +0.55 100" 28562

2353-3

9.48	+0.97	+0.72	100"	37662
9.47	+0.99	+0.69	" 5	" "
9.45	+0.97	+0.71	" 27	Dec 62
9.45	+0.97	+0.70	28	" "
9.45	+0.99	+0.71	20	Jan 63 100"
9.44	+0.99	+0.69	23	" " "
<u>9.45</u>	+0.99	+0.72	5	Mar 64 200"

2353-2

9.18 -0.01 -0.25 100" 72631942

9.18 +0.03 -0.23 " " 72631942

-III 23

12.83 + 1.35

12.19  
12.33  
12.38  
12.30

+0.60 5 Aug 72  
+0.59 7 Aug 72  
+0.63 20 Aug 72  
+0.605





10-15 91 13.09-11.19

12.65 70.54 5 pgs 72  
12.61 70.54 23 pgs 72  
12.63 70.54



Q3-III-20

1287 + 109

12.19 + 0.60 - 5/8 72  
12.26 + 0.60 23 July 72  
12.23 + 0.60

10-III-57

12.64 + 1.28

11.53 + 0.60 5 July 72  
12.01 + 0.63 12 Aug 74  
11.97 70.615

10-1730

1277+141

12.17

+0.625570

12.16

+0.5950672

12.16

+0.61

22



126

10 I 2

11.73 +1.79

11.98 +1.80 +2.02 3 Aug 22

12.03 +1.80 +1.93 17 Aug 22

12.00 +1.80 +1.975

4 Aug 22 11.03

+0.73

20 Aug 22 10.95

+0.725

23 Aug 22 10.96

+0.735

10.98

+0.73





10-II 24

11.94 +1.68

12.05 +1.63 +1.525 13 Aug 72

---


11.07 +0.66 5 July 72  
11.18 +0.695 22 July 72  
11.22 +0.70 23 July 72



10-11-49

1425, 1404 + 1405  
1419 + 1405  
1422 + 1405  
1425 + 1405  
1419 + 1405  
1422 + 1405

1374  
1374  
1374 + 0.50  
1374 + 0.50  
1374



10-7750

12.29 + 1.46

11.80

~~+0.63 23 Apr 72~~

~~+0.62 5 Apr 72~~

12.54 + 1.425 + 1.26 13 Aug 73


~~+0.60 20 Apr 72~~

+0.62

11.70

~~10.77~~

11.74




10-1160

13.17 + 1.30 + 0.97 3 Aug 72  
13.17 + 1.31 + 1.06 17 Aug 72  
13.17 + 1.305 + 1.02

12.61 + 0.635 4 Aug 72  
→ 12.51 + 0.57 8 Aug 72





MI0-1114

1185 +76

-4°

11.86 +0.825 +0.305 25 July 72  
 11.79 +0.805 - 27 July 72  
 11.99 +0.755 +0.255 30 Aug 72  
 11.78 +0.795 +0.265 7 Aug 72  
 11.92 +0.74 +0.17 17 Aug 72

11.85  
11.85

995  
566  
7

11.58 +0.34 8 July 72  
 11.57 +0.295 22 Aug 72  
 11.62 +0.31 23 July 72  
 11.59 +0.315


10-II-98

1) 196

13.89 + 1.15 + 0.67 8 Nov 8 Aug 72  
1384 + 1.11 + 0.70 9 Aug 72  
1388 + 1.15 + 0.53 13 Apr 73  
1397 + 1.14 + 0.65

114

1324 + 0.51 12 Apr 73  
1348 + 0.55 4 Aug 72  
1337 + 0.445 20 Apr  
1338 + 0.515  
1388 + 0.515 (3)



10-II 104

13.43

+

1.26

12.41

+0.535

23 July 72

~~13.55~~

+1.185

+0.83

3 Aug 72

12.86

+0.555

10 July 72

~~13.54~~

+1.235

+0.74

13 April 73

~~12.96~~

+0.56

20 July 72

13.54

+1.21

+0.81

12.97

+0.55



10-1105

12.82 + 1.40

12.94 + 1.335 11.035 3 Aug 22  
12.95 + 1.333 10.53 13 Aug 23  
12.54 + 1.33 10.58

12.31

+ 0.585

12.24

+ 0.59

8 July 72

12.28


+ 0.60

22 Aug 72

12.28

+ 0.59

12.54 + 1.33 10.58





11.10-11.21 11.79 +1.77

12.20 +1.745 (11.72) 21 Aug 22  
12.10 +1.65 +1.445 13 Aug 23

11.24 -10.705 20 Aug 22

11.24 +10.68 20 Aug 22  
11.25 +0.69

11.53 +10.65 4 Aug 22



10-III-25

1499 + 1.00

12.85

+ 0.575 23 July 72

12.75

+ 0.54 5 Aug 72

13.49 + 12.0 + 0.72 3 Aug 72

13.46 + 1.24 + 0.74 15 April 73

13.48 + 1.22 + 0.74

12.82

+ 0.55 22 Aug 72

12.90

+ 0.54



111 29 B.18 +1.26

12.64 +0.545 20 July 72

~~13.27 +1.28 +0.87 13 Aug 73~~

12.52 +0.56 5 July 72

12.61 +0.575 20 July 72

13.22 +1.25 +0.775 3 Aug 72

~~12.57 +0.565~~

13.27 +1.28 +0.87 13 Aug 73

12.59 +0.56

13.25 +1.265 +0.82 ✓

1870

1871

1872

1873

1874

1875

1876

1877

1878