

GH7-215 4 28 51 +12 36.5 10.51 +1.34

VAVOY

1 work


9.56 +0.61

9.64 +0.595 18 Dec 1948

9.52 +0.59 27 "

9.57 +0.60

10.54 +1.37 +1.23 25 Dec 48




VA72

4 13 28 +11 19 11.56 +1.38 +1.29


GH7-137

10.55	+0.615	20 Sept 69
<u>10.41</u>	+0.58	30 Oct 69
10.58	<u>+0.60</u>	

11.56 + 1.38 + 1.29



6147-256	7 30 33	+13 02	11.02 +1.22
VA677	+0.625	24 Dec 52	
	+0.595		
10.07	+0.575	27 Dec	
10.24	+0.595	18 Dec 1948	
10.10	+0.615	28 "	
<del>10.13</del>	<del>+0.595</del> (7)		
10.28	+0.600 (5)		
10.99	+1.18	+0.90	25 Dec 65
11.02	+1.22	+1.01	25
11.01	+1.20	+0.95	



HG 7-185 4 20.5 +15 40 1950

VA 276 9.88 +0.49 30 Oct 72

9.76 +0.51 30 Oct 69

10.44 9.73 +0.50 10 Dec 63 100"

10.65 (9.43) +0.49 12 Feb 63 100"

9.82 +0.50

10.44 +1.24 +1.18 35

10.48 +1.19 +1.14 12 Dec 63 100"

10.49 +1.27 +1.15 13 " "10.48 +1.23 +1.14

10.46 +1.235 +1.14

CH7-253

4.290 +15 23

VALYS

10.30

+0.4.9 25 Oct 76

10.32

+0.5.25 30 Oct 72

~~10.32~~  
9.02

10.95

+0.5.2 10 Dec 43 (100)"

10.19

+0.5.15 17 Dec 48 40"

10.30

+0.5.1

(4)

11.03 +1.29 +1.

11.06 +1.36 +1.18 5

11.07 +1.32 +1.22



VA 254  
GH7-193

04 22 02 +1B 88.5

10.90 +1.30 +  
~~12.55~~ 11.49 30

10.19 +0.50 24 Oct 72  
10.25 +0.51 24 Oct 72

~~10.60~~ +0.51 19 Nov 68


10.11 (+0.56 North

10.09 +0.51 18 Dec 68

10.20 +0.51 (5)

(10.03 +1.26 +1.24 24 Dec 1968

10.90 +1.30 +1.30 J



#G-7-234 4 25.9 +16 11 1950

V17500 10.02 10.58 10.58 24 Nov 77 Robertby

5190 9.93 10.60 100" Dec 10 63

9.87 9.84 492 +0.61 3 Oct 69  
10.50

10.70 +1.32 +1.16

10.71 +1.36 +1.18 5 (3)

10.70 +1.27 +1.14 12 Dec 63 H40"

11.69 +1.28 +1.14 14 " "

10.70 +1.275 +1.14

Q17249 4 29 30 17 39 1184 #150

VAVR 10.57 23.01 22AVR  
+0.675 300#72

~~10.79 42.01~~  
~~+0.75 27~~


(10.52) 45.01) 19 Dec 1968  
+0.70

10.80 28 Dec  
+0.685

11.06 1 Dec 72  
+0.675  
10.53 4) +0.685

11.50 137 +1.27 24 Dec 1968  
+1.37

11.50 45.11  
+1.44 42.11  
+1.25 40.11  
+1.26 38.11




GH7-162      4   16 54 +13   17   11.98 +1.42

20~~8~~

10.96	+0.68	17 Dec 68
11.02	+0.695	18 " "
<hr/>	<hr/>	
10.99	+0.685	

12.02	+1.38	+1.3	24 Dec 1968
11.99	+1.42	+1.22	25 Dec 1968
<hr/>	<hr/>	<hr/>	
12.00	+1.40	+1.26	



VASOZ


4 27 27 +15 56 12.0

11.07 +0.705 2620075

11.07 +0.71 3020075

11.07      +0.71





GH7-235 4 26.0 715 53 1950

12.07 10.99 +0.77 10 Dec 63 100°  
10.98 +0.70 19 Dec 1968 40°  
10.98 +0.72


~~11.97 +1.48 +1.23 13 Dec 63 100°~~  
11.94 +1.48 +1.24 14 10.  
11.94 +1.445 +1.245

647-212 off 24 10 + 14 58 12.14 + 1.45

1/106 + 0.74 19 nov 68

$\frac{11.13}{11.10}$  + 0.75 ① Nov 68  
10.745

12.13 + 1.41 +



H G-7-200 4 22.0 +15 46 1950

VA334 10.74 +0.7255  
10.73 +0.755 302169

11.68 10.68 +0.77 #0 due 63 100'  
11.59 11.10 +0.75 12 2163


10.70 +0.75(4)

11.62 +1.39 +1.20 12 due 63 100'  
11.64 +1.41 +1.15 13 "  
11.64 +1.41 +1.18

GH7-238 4 27 19 +15 12 12.44 +1.47

11.21 +0.75 28 Dec  
11.28 +0.76 19 Dec 1968  
11.18 +0.74 27  
11.22 +0.75

12.35 +1.41 +1.25 25 Dec 68




G47-208

4 23 55 +15 26.5 12.38 +1.45

11.64 +0.78 19 Nov 68  
11.01 +0.76 18 Dec 68  
11.02 +0.77

12.47 +1.44 +1.21 25 Dec 68






GH7-165 04 17 26 +14 14 12.84+143

11.65 +0.80 18 Dec 68  
(11.76 +0.835) 27 Dec  
11.61 +0.81 28 Dec  

---

11.63 +0.805


12.85 +1.46 +1.15 25 Dec 68



C-47-194 4 22 02 +16 38.5 12.55 +1.49

~~11.47~~ +0.80 19 Nov 68  
11.44 +0.835 18 Dec 68  
11.45 +0.815


12.55 +1.45 +1.16 25 Dec 68  
12.55 +1.49 +1.28 5 Jan  
12.55 +1.48 +1.22



G-117-153 04 15 54 +13 35 12.58 +1.69

11.42  
11.34  
11.38  
+0.85  
+0.82  
+0.835  
19.23  
" " 21

12.57  
12.60  
12.52  
+1.47  
+1.43  
+1.45  
+1.21  
+1.19  
25.22  
26.70




CH7-244 4 28 00 +16 50.5 12.79 +1.52

11.58 +0.865 28 Jan  
(11.77 +0.935 19 Dec 1968)  
11.63 +0.885 27 "  
11.61 +0.875

12.83 +1.46 +1.23 25 Dec 68






GH722 04 25 21 417 10 13.05 +1.8

11.71	+0.87	27 Dec
11.84	+0.54	19 Nov 68
11.86	+0.88	19 Dec 68
<u>11.80</u>	<u>+0.88</u>	

13.08	+1.49	+1.30	26 Oct 70
<u>13.09</u>	<u>+1.50</u>	<u>+1.35</u>	30 Oct 70
<u>13.08</u>	<u>+1.495</u>	<u>+1.325</u>	



G147-144

04 15 00

116 16

1445 + 157

*John*

12.95

12.81

12.90


+1.09

+1.07

+1.08

19 NOV 68

18 NOV 68



G-H7-236 4 26.1 114 14 1958

13.79 13.08 +1.11 Dec 10 63 100'

1431

14.38 +1.51 ~~12~~ Dec 63 900'  
14.24 +1.51 10.96 20 Dec 63 200'

V A 119  
6247-155

115 345

04 16 00 +16 28 1395 +1.55


39

12.68  
12.52  
12.67  
12.62

+1.08      3 Cent 69  
+1.13      19 Nov 1948  
+1.18      17 Dec

~~+1.15~~  
+1.12

17.05 +1.51 +0.97 5 Mar 64 260<sup>11</sup>





B147-247 4 29 07 +12 14 1398 +150

(12.41 +1.22 <sup>33</sup> Dec 69)

12.69 +1.135  
12.53 +1.135

8 Nov 69  
27 Dec


12.62 +1.17 19 Nov 68 br

12.62 +1.08 19 Dec 68

12.59 +1.13  
41

13.88 +1.52 +0.91 25 Dec 68

14.17 +1.63 +1.11 26 Dec 70



PH7203 4 23 18 +17 11.55 13.52 +1.04

13.60 +0.55 18 nov 68 W Long \*


11.68 +1.14 18 Dec 1968

11.68 +1.18 27 " "

---

11.68 +1.16

13.25 +1.47 +1.08 3 nov 69



6-17-190

VA 288

4 22 09 +14 51 1345 +114

13.46 +1.575 +1.16 36 Oct 70

12.11 +1.18 3 Oct 64

11.58 +1.14 8 Nov 64

12.05 +1.16

GH7-172

VA200


4 14 05

+ 15 10 13.86 + 1.56 + 1.18

12.42 + 1.215 <sup>69</sup> sent

12.43 + 1.19 31ent 70

12.42 + 1.20



GH7-240 4 27 24 +12 17 1425 +164

V1527

13.21 +1.18 8 nov 69 15 #1.41

13.16 +1.23 18 nov 68

13.22 +1.28 15 nov 65

13.21  
+1.20


14.64 499

15.74 +1.46 +1.07 26 Oct 70

14.72 +1.605 +1.20 30 Oct 70

14.68 +1.55 +1.15






BH2-158 4 16 16 +13 15 14.27 +138

13.05 +1.22 17 Dec 68  
13.14 +1.24 18 " "  
13.10 +1.23

1479 11.55 +1.23 30 Oct 70



VA321 = G47-198

4 22 46 + 15 48.5

8514 C341

13.53 + 1.22 82064

8767 23 01 50 -34 55 5.11 F0.12  
 8760 23 00 53 36 35 6.5 9.19

476


298 0  
300

C47-187

VA 275

4 21 42 +14 21.5 1462+55

15.09	+1.555	+0.955	26 Oct 70	13.48	+1.245	30 Oct 69
<u>14.97</u>	+1.575	+1.18	30 Oct 70	<u>13.60</u>	+1.28	31 Oct 70
15.03	<u>71565</u>	<del>1107</del>		13.54	<u>71.24</u>	
		+1.07				
				<u>13.49</u>	+1.32	+0.85 23 Dec 67




VA216      4   19   40   +14   37   15.64 +0.96

15.50	+1.13	+0.59	30 Oct 70
15.64	+0.96	+0.73	17 Dec 66
<u>14.35</u>	<u>+0.78</u>	<u>+0.80</u>	29 Nov 67
?	+1.05	+0.65	
13.83	+1.16	21 Nov 68	
14.11	+1.285	18 Dec 68	
14.18	+1.33	19 Dec 68	
<u>14.16</u>	+1.30		

12.9  
12.35





HB7-241

4 27 47

+16, 0.5

10.33 +116

LA 548

5181

10.33 +1.14 +1.08 14 Dec 63 1001

10.32 +1.17 +1.08 85

10.32 +1.16 +1.08

115

~~9.60 +0.475 8 Nov 69~~

9.81

+0.445 31 Oct 70

9.76

+0.44 24 Oct 72

9.84

+0.43 1 Dec 72

9.80

10.44 (3)

VAY59

42604

+14 21

5.52 793

GHTH9

5179

9.12

+0.29 24602

VA747

4 32

46

+15

46

9.69 + 0.51 + 0.65

VB183

9.34 + 0.30 25 Oct 72

9.30 + 0.30 5 30 Oct 72

9.30 + 0.31 29 Oct 72

9.20 + 0.30 30 Nov 69

9.26 + 0.325 Mend

~~9.28~~ + 0.31

9.30 + 0.305 (5)

5176

VA363

4 24 02

417 57 501 194

8.63 +0.305 25000

8.62 +0.32 24000

8.64 +0.32 18000

8.63 +0.32

NOT FISH

+0.596

4 16 37 47 10.00 -1.11

A  
V135

617-140

5253

9.32 +0.47 7dec69

~~9.28 +0.51 8nov69~~

9.30 +0.49

9.41 +0.465 24oct72

9.50 +0.475 30oct72

9.40 +0.47 (3)



GH7-196 04 22 20 +17 55.5 9.99 +1.06

9.310 9.61  
9.174 9.55  
9.56

+0.355  
+0.365  
+0.365

1 Dec 72  
24 Oct 72

9.34 +0.37  
9.31 / +0.38  
9.32 +0.375

19 Nov 68  
18 Dec 68

9

9.94  
10.03

+1.06  
+1.02

+0.95 J(2)

+1.05 24 Dec 1968

10.00  
10.00

+1.02  
+1.04

+0.99 25 "

+1.00



21

VAGS

GH7-135

10.04 04 13 050 +12 58 10.73 +1.16

10.04

+0.47  
+0.495

25 Dec 76  
24 Dec 72

9.80

+0.49 5 Dec 72

9.97

+0.44 19 Nov 68

9.84

~~+0.472~~ 21 "

9.95

+0.495 (4)

10.01

10.78

+1.16 +1.19 24 Dec 68

10.72

+1.19 +1.17 25 "

10.75

+1.175 +1.18

