

V³.


HR 1685

13.00 +1.66 +1.59 14 Oct 71
12.85 +1.675 +1.66 22 Oct 71
12.86 +1.66 +1.55 24 Oct 71

12.20 +0.51 29 Sept 71
12.17 +0.48 18 Oct 71

1:00 AM

12.0 505



clm.

HV 11423

1 60 12

-71

45-

126-13.6


12.21 +1.81 +1.15 14cent71

12.05 +1.89 +1.06 21cent71

12.06 +1.85 +1.13 24cent71

11.12 +0.82 ^{1:50 AM} 255ct

11.06 +0.82 ^{0:40 AM} 14cent71




11423

1 to 12

-71 45

done


1106 70.81 24 July 22
AM



11246 0 43 53 - 72 51. clm

P20

1142-^{Am}tablets



$\frac{1}{2} = .50$

362-100

$12.64 + 1.595 + 1.775 = 17.91$
 $12.62 + 1.73 + 1.762 = 16.112$
 $\underline{12.63} + 1.66 + 1.77$

$12.00 + 0.64 = 12.64$
 $12.07 + 0.59 = 12.66$
 $\underline{12.02} + 0.615 = 12.635$

12.79 + 1.67 + 1.51

11.76
 12.55
 12.59
 11.82

12.14
 12.11
 12.10

UGC362 - Van H2

| 01.3 - 71 01

13.04	+1.58	+1.57	AMS Oct 70
12.38	+1.58	+1.10	26 Oct 70
12.30	+1.59	+1.205	30 Oct 70
12.36	+1.52	+1.29	1 Nov 70
12.60	+1.67	+1.60	24 Nov 70
13.08	+1.665	+1.78	1 Jan 71
12.86	+1.60	+2.05	15 Jan 71

11.62	+0.615	27 Dec 70
11.54	+0.59	31 Dec 70
11.99	+0.68	29 Nov 70
12.14	+0.825	31 Dec 70
12.21	+0.83	3 Jan 71
11.80	+0.655	23 Jan 71

362-66
13.32 +0.90 +0.64 30 Oct 70

13.25 +0.97 +0.59 7 Oct 70

13.31 +0.92 +0.57 26 Oct 70

~~13.25 +0.97 +0.58~~

13.30 +0.93 +0.60 (3)

12.87 +0.32 3 Nov 70

(13.20) +0.35 27 Oct

12.92 +0.37 5 Nov 70

12.95 +0.34

12.92 +0.34

13.29 +0.96 +0.96

H-

362-20

$$12.90 + 1.47 + 1.60 + 7 \text{ Oct } 70$$

$$\begin{array}{r} 12.86 + 1.49 + 1.60 + 7 \text{ Jan } 70 \\ \hline 12.88 + 1.48 + 1.60 \end{array}$$

$$12.14 + 0.56 + 3 \text{ Dec } 70$$

$$12.20 + 0.585 + 3 \text{ Oct } 70$$

$$\begin{array}{r} 12.27 + 0.58 + 29 \text{ Nov } 70 \\ \hline 12.20 + 0.595 \end{array}$$


(62 1.5)

IV
362-39

12.64 + 1.58 (1.85) 76ent 70
12.68 + 1.63 + 1.70 266ent 70
12.68 + 1.54 + 1.72 242ent 70
12.67 + 1.58 + 1.71

12.00 + 0.62 276at⁷⁰
11.90 + 0.58 316at⁷⁰
11.95 + 0.60

174 1.6.1



III
362-44

1.35
1.64

12.85 +1.485 +1.585 2 Jan 71

12.81 +1.53 +1.70 24 Nov 70

12.88 +1.46 +1.65 1 Jan 71


12.85
+1.49 +1.645

12.25 +0.575 27 Oct 70

12.17 +0.57 31 Oct 70

12.21
+0.57

+1.65 +1.56



II

362-63

12.79	+1.585	(+200)	19.270	12.08	+0.62	276ent70
12.76	+1.61	+1.78	29.271	11.99	+0.58	316ent70
<hr/>				12.04	<hr/>	
12.78	+1.60	+1.78			+0.60	

12.91 1.72 1.77

1315
1485

1270
1485
222
1263

1252

1233
1485
252
1283
1485

14

342-84

12.56 + 1.435 + 1.41 1 Jan 71
12.93 + 1.57 + 1.50 2 Jan 71
12.94 + 1.50 + 1.45

12.33 + 0.555 31 Oct 70
12.44 + 0.52 29 Nov 70
12.39 + 0.54

12.77 + 1.81 + 1.76

1241

2158-3-2-77 12.40 + 2.14 -

10.78 0.965

11.54 + 1.265 4 Jan 74

10.40

0.15
10.55
- 0.25

3-1-32 12.42 + 1.74


2.00

1226 + 0.965 4 Jan 74

11.40 4.65

11.02
6.3

4.10
10.45
13.45
2.00



2477 6*

10.63 +2.99 -


10.52 +3.00 -

23m74

3Jul74

7.60 +13.05

22770
74



11246

~~13.61 +0.555 +0.80 14 Oct 71~~

~~13.61 -0.04 -0.88 21 Oct 71~~


60.40 AM

28 Sept 71

13.98

-0.015


?



924 (1974/5)

11.58 10.58 10.62


8.40 PM
20 NOV 74



2195 0 / 13 44 -72 48 429

7:20 AM


- 13.23 +103 +0.76 3:30 AM 4 Aug 72 12.83 +0.255 21 July 72
- 13.16 +0.88 +0.48 2:35 AM 7 Aug 72 1:45 12.54 +0.19 21 Aug 72
- 13.17 +0.52 +0.66 10:30 PM 2 Dec 72 1:15 AM 13.07 +0.34 30 Oct 72
- 12.73 +0.535 +0.26 70.45 PM 28 Dec 72 9:55 PM 12.57 +0.21 24 Dec 72
- 12.50 +0.76 +0.46 10:30 " 4 Jan 73 10:45 PM 12.71 +0.26 29 Dec 72
- 11:20 PM 12.72 +0.29 5 Jan 73
- 2:10 AM 12.21 +0.23 5 4 Sept 73



2155 (1974/5)

13.27 +1.04 40.565


8:25 AM
20/07/74



429
HV2195 1 13 47 -72 48 13.0-14.2

12.92 +0.65 3:05 AM
13.38 +1.005 +0.72 30 Sept 71
13.47 +1.10 +0.84 2:40 AM
13.12 +1.02 +0.59 2:50 AM
9:00 PM 3 Jan 72

3:15 AM
12.66 +0.24 28 Sept 71
13.05 +0.40 19 Oct 71
9:15 PM 13.67 +0.16 29 Dec 71



near 1425 - 0.175 - 0.89 1 Jan 71

HV 1956 / 03 25 - 72 53

12.28 +1.545 +1.405 26 Oct 70

12.44 +1.55 (+1.71) 30 Oct 70

12.37 +1.55 +1.36 1 Nov 70

12.53 +1.54 +1.58 24 Nov 70

12.61 +1.405 +1.57 29 Nov 70

12.63 +1.36 +1.305 23 Dec 70

12.63 +1.30 +1.14 1 Jan 71

12.32 +1.22 +0.90 15 Jan 71

12.04 +1.33 +1.17 19 Oct 71

11.85 +0.45²⁷ Oct 70

11.91 +0.485 31 Oct 70

12.00 +0.45 26 Nov 70

~~11.44 +0.48 27 Nov 70~~


12.13 +0.45 29 Nov 70

12.09 +0.435 30 Dec 70

12.07 +0.41 31 Dec 70

12.08 +0.40 3 Jan 71

11.49 +0.37 28 Oct 71
11.56 +0.41 19 Oct 71




1956

1 03 28

22 53

268

10.59	71.65	+1.855	8:40 AM	Aug 22	12.17	+0.525	4:30 AM
13.05	+1.41	+1.63	2:40 AM	18 Aug 72	15.0	+2.33	+0.57 21 Aug 72
11.94	+1.28	+1.125	10:20 PM	2 Dec 72	17.55	+0.365	3 Dec 72
12.14	+1.49	+1.29	10:40 PM	28 Dec 72	9:50 PM	+1.63	+0.455 29 Dec 72
12.16	+1.52	+1.49	10:20 "	4 Jan 72	10:40 "	11.64	+0.49 29 Dec 72
					11:15 PM	11.66	+0.475 5 Jan 73
					5:05 AM	11.94	+0.513 31 Aug 73
					2:00 AM	12.09	+0.56 4 Sept 73
					3:00 AM	12.01	+0.555 19 Sept 73



HV 1956 cont

1571

12.07 +1.33 +1.17 14 cont 71

~~12.02 +1.26 +1.34 20 cont 71~~

11.47 +1.41 +1.25 20 cont 71

12.06 +1.41 +1.29 24 cont 71

12.63 +1.51 +1.44 8:45 PM 20 cont 74

~~Sept 11~~
11.49 +0.37 28 cont 71

11.56 +0.41 18 cont

9:10 PM 12.07 +0.48 29 cont 71

A 12.32 +0.14 +0.55 21 Oct 71


500

HV 1877 1 01 00 -72 14 13.3-14.5

1345 +1.105 +0.75 11:20 PM 14 Oct 71
 1343 +1.14 +0.875 2:25 AM 21 Oct 71
 1346 +1.225 +0.885 00:35 AM 22 Oct 71
 1354 +1.23 +0.80 00:10 AM 25 Oct 71

12.64 +0.30 2:00 AM 28 Sep 71
 12.48 +0.40 00:35 AM 19 Oct 71
 12.80 +0.31 10:15 PM 24 Oct 71

13.01 +1.09 +0.68 9:00 PM 20 Oct 71




1877

01 01 00 -72 14

509


13.22	+1.15	+0.775	2:55AM 4 Aug 72	12.74	+0.36	24 July 72
13.52	+1.185	+0.77	2:05 AM 18 Aug 72	1:20AM	13.20	+0.40 21 Aug 72
13.45	+1.08	+0.635	10:15 AM 2 Aug 72	0:45AM	12.64	+0.395 31 Dec 72
13.19	+1.11	+0.75	10:15 PM 28 Dec 72	9:20PM	12.86	+0.34 24 Dec 72
13.25	+1.166	+0.96	9:55PM 4 Jan 73	9:35PM	12.85	+0.40 24 Dec 72
				10:30PM	12.94	+0.385 5 Jan 73
				5:05 AM	13.17	+0.46 30 Aug 73

3:35AM



11/82 '00 56 50 -72 12 350

13.90	+1.145	+0.82	2:45 AM 4 Aug 72	13.25	-10.35	24 July 72	3:15 AM
13.92	+1.045	+0.70	1:55 AM 19 Aug 72	1:10 ^{PM} 13.39	+0.33	21 Aug 72	
13.93	+1.025	+0.64	10:25 PM 2 Aug 72	11:35 PM 13.68	+0.405	30 Oct 72	
13.66	+1.007	+0.75	10:05 PM 29 Dec 72	9:20 PM 13.28	+0.30	24 Dec 72	
13.71	+1.12	+0.815	9:45 PM 4 Jan 73	9:20 PM 13.35	+0.355	29 Dec 72	
				10:25 PM 13.32	+0.315	5 Jan 73	
				7:45 AM 13.79	+0.3	30 Jan 73	
				1:25 AM 13.61	+0.38	4 Sep 73	
				2:15 AM 13.10	+0.28	19 Sep 73	




ven?

M4-5

12.72 +0.445 +0.39 21 Apr 71


13.25 +0.40 8 Apr 71

13.36 +0.295 23 Apr 71




M4-6

12.30	+1.415	+1.14	2 Aug 71	11.51	+0.67	8 Apr 71
				<u>11.51</u>	+0.64	23 Aug 71
				11.51	<u>70.665</u>	



M4-7

1337 10.49 10.44 29 May 71 13.22 10.28 8 Apr 71
13.23 10.30 23 May 71




M4-8

13.83 + 1.175 = 15.005

13.18 + 0.55 = 13.73

13.21 + 0.58 = 13.79

13.20 + 0.565 = 13.765




M4-13

13.97 +1.02 +0.49 24mg/l

13.37 +0.56 8Apr 71

13.38 +0.57 23mg/l

13.38 +0.565



M4-17

1338 +0.78 +0.33

1321 +0.465 8 Apr 71
13.08 +0.422 23 May 71
13.14 +0.44


Handwritten text in a cursive script, likely a letter or document, written on lined paper. The text is extremely faint and illegible due to low contrast and blurring. It appears to be organized into several lines of writing.

-25

MY-DUP

1764 +1.06 -0.30524mg 14.11
14.21
14.16

+0.54 8 Apr 71
+0.555 23 Apr 71
+0.55



NY-27

11.82 + 1.55 + 1.40 + 2.40 = 7.17

10.64 + 0.7125 = 11.3525

10.59 + 0.73 = 11.32

10.62 + 0.72 = 11.34

114-29

13.44 + 0.905 = 14.345 24 mg/l

12.92 + 0.485 = 13.405 25 mg/l

12.94 + 0.53 = 13.47 8 Apr 71

13.04 + 0.51 = 13.55 23 mg/l

12.97 + 0.505

130

NY-30

12.67 11.34 10.83 24mg/71

12.07 10.665 23mg/71
12.02 10.655 25mg/71
12.03 10.66

M4-74

oh

$$\begin{array}{r} 11.83 \text{ Apr 28} + 1.38 \\ \hline 11.82 + 1.495 \\ \hline 11.92 + 1.50 + 1.34 \end{array}$$

22 mg 71
24 mg 71

$$\begin{array}{r} 10.99 \\ 10.98 \\ \hline 10.98 \end{array}$$

$$\begin{array}{r} + 0.69 \text{ 25 Mar 71} \\ + 0.69 \text{ 8 Apr 71} \\ \hline + 0.69 \end{array}$$


ny-78

13.66 + 1.26 + 0.75 = 24.71

12.59 + 0.575 = 8.4171

13.07 + 0.56 = 23.2171

13.07
+ 0.565



M4-139

$$\begin{array}{r} \text{Gr} \\ (12.23 + 1.135 + 0.53) 22 \text{ mg} \\ 12.71 + \overline{1.095} + \overline{0.55} 24 \text{ mg} \\ \underline{12.72} + 1.115 + \overline{0.54} 25 \text{ mg} \\ \underline{\quad\quad\quad} \quad \quad \quad \underline{12.17} \\ \underline{12.24} + \overline{0.56} 23 \text{ mg} \\ \underline{\quad\quad\quad} \quad \quad \quad \underline{12.20} \\ \underline{\quad\quad\quad} \quad \quad \quad \underline{12.20} \end{array}$$

755

M4-154

12.54 + 1.41 + 101 24mg/1

11.74

52.11

11.74

10.68

89.94

89.94

12.54

12.54

M4-155


$$\begin{array}{r} 11.24 \\ + 0.68 \\ \hline 11.92 \end{array}$$

23 mg 71

$$\begin{array}{r} 11.24 \\ + 0.66 \\ \hline 11.90 \end{array}$$

5 mg 71

$$+ 0.67$$



14.505

$$\begin{array}{r} 14.83 \\ 11.78 \\ \hline 11.80 \end{array} + 1.355 + 1.41 + 1.339 = 14.904$$

29

$$\begin{array}{r} 14.83 \\ 11.78 \\ \hline 11.80 \end{array} + 1.03 + 1.015 = 13.845$$

$$\begin{array}{r} 11.02 \\ 11.02 \\ \hline 11.02 \end{array} + 0.645 + 0.107 = 11.772$$

11.02

$$\begin{array}{r} 11.02 \\ 11.02 \\ \hline 11.02 \end{array} + 0.645 + 0.107 = 11.772$$

60E-HW

12.50 + 1445 + 1165 23271

11.77

+ 0.71

11.74

+ 0.70

11.76

+ 0.705

11.77 + 0.71 23271

11.74 + 0.70 25271

11.76 + 0.705


PM-237

12.17 +1.425 +116 22 May 71
 12.15 +1.46 +1.11 24 May 71
12.16 +1.44 +1.135

136
 11.38 +0.68 25 May 71
 11.32 +0.68 8 Apr 71
11.35 +0.68

NY-512

11.02	+1.85	+1.67	22 mg 71	10.09	+0.81	15 mg 71
<u>11.09</u>	<u>+1.76</u>	<u>+1.59</u>	24 "	<u>10.04</u>	<u>+0.81</u>	<u>23 mg 71</u>
11.06	<u>+1.50</u>	<u>+1.58</u>				



NY-522

10.74 + 11.87 + 16.14 + 16.74
10.74 + 11.87 + 16.14 + 16.74
10.74 + 11.87 + 16.14 + 16.74
10.74 + 11.87 + 16.14 + 16.74

10.74

(10.02 + 10.74 + 23 May 71)
9.58 + 10.875 (Jun 71)

M4-363

11.15 ~~10.36~~ 25m 71


M4-246

13.63 +0.86 +0.3224mg/l

13.26 -0.50 23mg/l

13.19 +0.49 25mg/l


13.22 +0.455



M4-248

12.17 + 1.395 + 1.02 24mg/l

11.50 + 0.71 23mg/l
11.48 + 0.66 25mg/l
11.49 + 0.48



M4-25 ✓

1365 + 0.885 = 1365.885

13.91	+ 0.435	23 mg 71
12.99	+ 0.46	25 mg 71
<u>12.95</u>	<u>0.45</u>	

014-255

13.62 + 0.865 = 10.36 24 mg/l

13.17 + 0.52 = 23 mg/l
 $\frac{13.22}{13.20} + 0.50 = 25 \text{ mg/l}$
 $\frac{13.20}{13.20} + 0.51$

MM-259

$$\begin{array}{r} 1046 \\ 10.58 \\ \hline 10.57 \end{array} \quad \begin{array}{r} 1954 \\ 11.98 \\ \hline 11.965 \end{array} \quad \begin{array}{r} 522 \\ 522 \\ \hline 522 \end{array} \quad \begin{array}{r} 1954 \\ 12.22 \\ \hline 12.23 \end{array}$$

$$\begin{array}{r} 873 \\ 873 \\ \hline 873 \end{array}$$

$$\begin{array}{r} 12505 \\ 10.505 \\ \hline 10.50 \end{array} \quad \begin{array}{r} 874 \\ 10.50 \\ \hline 10.50 \end{array}$$

NY-261

203

10.78 + 1.52 - #53
10.81 + 1.54 + 2.06
10.80 + 1.93 + 2.07

12 June 22 May 71

89.5
9.67
9.68

+0.855 25 May 71
+0.88
+0.8804
8 Apr 71

114-265

12.99 + 135 + 0.83 24mg/l

12.29 + 0.645 23mg/l


12.32 + 0.66 25mg/l

12.30
+ 0.65

M4-266

13.07 + 1.36 + 0.89 + 24mg/l

12.37 + 0.655 + 23mg/l
12.42 + 0.645 + 25mg/l
12.40 + 0.65



MY
-313

10.30 +1.765 +2.20 24mg γ

9.26	10.79	23mg γ
<u>9.21</u>	+0.825	3mg γ
9.24	<u>+0.805</u>	