


180 9.24 +1.55 +1.45 27 Dec 69

9.26 +1.56 +1.36 30 Dec

2.44 +1.465 3 Jan 70



✓ (X) van X 3 MW keep long (✓) (1)


393 00 06 58 -24 10 8.2 MA

8.77	+1.57	+1.66	23 Nov	7.37	+1.24	18 Aug 69
8.84	+1.58	+1.60	3 Dec	7.32	+1.26	5 Dec ..
8.83	+1.56	+1.62	17 Aug 69	7.21	+1.25	20 Sept
8.70	+1.60	+1.63	12 Sept 69	7.55	+1.22	3 Oct
8.88	+1.58	+1.57	29 .. "	7.50	+1.25	8 Nov
8.86	+1.57	+1.62	2 Oct 69	7.36	+1.21	19 Nov
8.69	+1.60	+1.66	23 Oct 69	7.36	+1.20	5 Dec
8.84	+1.57	+1.55	3 Nov 69	7.44	+1.24	5 Dec
8.81	+1.56	+1.52	6 .. "	7.30	+1.22	14 Dec
8.82	+1.56	+1.55	17 Nov			
8.71	+1.59	+1.64	21 Nov			

X

(10)

✓



392 (cont)

8.91 +1.59 +1.68 16 Dec 69
8.69 +1.60 +1.61 27 Dec 69

HR 18 3 Nov Van

X

(V)

402 ✓ V 00 07 00 -17 45 6.37 m

16 Nov 25

25

25

25

25

25

25

25

25

25

⑦

4 9 3 6.11 +1.65 +2.03 12 Sept 69

6.30 +1.65 +2.04 29 " "

14 6 49 7 6.01 +1.65 +2.05 2 Oct 69 16

1 64 8 6.16 +1.65 +2.60 23 " " 4

7 64 6 6.00 +1.64 +1.99 3 Nov 69 4


0 255 5 6.03 +1.64 +2.01 ^{6 Nov} 5.08 40.75 3 Oct 69

25 16 4 6.12 +1.63 +1.96 ^{9 Nov} 5.05 40.77 5 8 Nov 69

1 34 0 6.14 +1.65 +2.02 5.11 40.80 5 19 Nov

1 4 2 6.10 +1.65 +2.00 5.11 40.81 5 20 "

364




14.26 +1.71 +0.54 16 Dec
 13.42 +1.49 +0.46 27 Dec
 13.26 +1.41 +0.58 30 Dec
 13.26 60:07 06 -39 24
 15.26 24

149 Nov

11.11 +1.50 +0.37 23 Aug 69
 12.30 +1.40 -0.06 17 Aug 69
 13.21 +1.47 -0.07 12 Sept 69
 (14.10^{12.00}) +1.50 - 29 " "
 13.74 +1.53 +0.13 2 Oct 69
 14.51 +1.70 +0.50 3 Nov 69
 14.52 +1.65 +0.29 6 Nov
 14.61 +1.69 - 17 Nov
 14.42 +1.61 +0.59 3 Dec

10.28 +2.10 5 Dec
 9.90 +2.13 14 Dec
 9.75 +2.115 25
 26.11 24
 9.37 +2.065 14 Jan 70
 8.38 +1.86 24 Aug
 8.57 +1.845 24 Aug 69
 9.10 +2.005 18 Aug 69
 9.19 +2.015 22 "
 9.62 +2.05 18 Sept 69
 9.69 +2.00 20 "
 9.84 +2.04 3 Oct
 10.34 +2.135 8 Nov
 10.38 +2.125 19 Nov
 10.33 +2.085 20



①


437 00 07 22 -22 22 7.2 Ma

7.09 +1.66 +1.97 17 Aug 69
7.11 +1.64 +1.89 12 Sept
~~7.10 +1.68 +1.93~~

6.06 +1.055 18 Aug 69
5.96 +1.099 22
6.01 +1.02

7.17 +1.62 +1.94 21 Nov 69
7.12 +1.64 +1.93

✓



Van 3 nov * x

①

672 00 09 28 -18 45 8.9 11 6

8.24 +1.46 +1.26 3 Dec
8.27 +1.46 +1.25 15 Dec

7.96 +1.49 +1.36 17 Aug 69

8.09 +1.49 +1.34 12 Sept 69

8.08 +1.49 +1.36 29 " "

8.04 +1.49 +1.38 2 Oct 69

8.13 +1.50 +1.30 23 " "

8.08 +1.50 +1.30 3 Nov 69

8.14 +1.48 +1.28 6 Nov "

8.20 +1.45 +1.26 17 Nov

8.23 +1.48 +1.30 21 Nov

6.42 +1.44 25 Dec

6.25 #1.43 18 Aug 69

6.26 +1.45 22 "

6.20 +1.42 20 Sept 69

6.46 +1.38 3 Oct

6.45 +1.42 8 Nov

6.44 +1.44 19 Nov


6.49 +1.45 20 "

6.52 +1.46 5 Dec

HO temp van

672 (cont)


8.21 + 1.42 + 1.23 30.00



Val 3 Nov 19
1/98 80 M 40 -48 44 8.5 M J

7.57	+1.53	+1.71	West 69	6.30	+1.175	36 Nov 69	cut
7.79	+1.54	+1.53	23 " "	6.18	+1.27	8 Nov 69	
7.63	+1.56	+1.49	3 Nov 69	6.23	+1.27	19 "	
7.71	+1.53	+1.50	17 Nov	6.41	+1.27	5 Dec	
7.73	+1.58	+1.54	21 Nov	6.27	+1.29	19 Dec	
1987 = 8 Oct				6.45	+1.28	25 Dec	

7.77 +1.54 +1.54 23 Nov
✓ 7.82 +1.54 +1.59 3 Dec
7.78 +1.56 +1.56 16 Dec
7.81 +1.53 +1.45 30 Dec



J ✓ 3 nov 69

Shut down

X every night

1628

80

1856

-23

34 10.7 m 8

10.17

+1.49

15 Dec

9.99

+1.47

30 Dec

8.20

+1.52

25 Dec

8.24

+1.53

5 Jan 70

10.03

+1.50

17 Aug 69

10.25

+1.59

12 Sept 69

10.33

+1.45

29 "

10.22

+1.48

2 Oct 69

10.05

+1.48

3 Nov 69

10.00

+1.48

6 "

10.01

+1.48

17 Nov 69

10.16

+1.48

23 Nov

10.20

+1.44

3 Dec

8.04

+1.55

18 Aug 69

8.07

+1.55

22 "

8.11

+1.64

20 Sept

8.37

+1.53

3 Oct

8.09

+1.51

8 Nov 69

8.10

+1.52

19 Nov

8.25

+1.57

5 Dec

8.18

+1.57

7 Dec

8.18

+1.57

19 Dec

MO III
Weymouth

18.8 36 .04

1721 00 19 50 -35 59 213 MB

7.14 +1.60 +1.90 Oct 20

7.14 +1.57 +1.96 17 Aug 69

7.16 +1.58 +1.89 12 Sept

~~7.15 +1.57 +1.92~~

7.15 +1.57 +1.84 21 Nov

7.15 +1.57 +1.90

6.14 +0.795 8 Oct 70

6.17 +0.79 18 Aug 69

6.18 +0.80 22 Nov

6.18 +0.795

578
576
494
399
864

-0016-6.8 -0022-7.1

-007-043

~~54.469~~ 1842.4
45.071 1846.2

32.59 1844.8

STP
Lang

30.628

19.952

45.586

- 29

51

23

8

52

48.157

51.87

14.65

22.22

7

32.29

12.24

32.07

1927.83

1955

1813 00 20 56 -24 26 9.2 Ma

8.94 +1.56 +1.82 17 Aug 69

8.93 +1.58 +1.51 12 Sept 69

~~8.94 +1.57 +1.81~~


8.96 +1.59 +1.84 21 Nov

8.95 +1.58 +1.82

7.66 +1.075 18 Aug 69

7.71 +1.075 22 "

7.68 +1.075



1879

50

21

32

-16

532

+10.83 140300

6.6 g m3

5.34

+10.825 22 July 69

5.26

+10.805 24 July

5.32

+10.82 26 July 69

5.38

+10.815 18 Aug 69

5.32

+10.8 PS

6.41 +1.62 +1.86 2 July 69

6.41 +1.59 +1.87 17 July 69

6.41 +1.605 +1.865

6.45 +1.58 +1.94 21 Nov

√ 6.42 +1.60 +1.89

36

76

0

15

36

4

0

1


0

4

0

0

$\rho = -22 \text{ g m}^3$




1923 00 21 56 -30 01 6.82 Ma

(2)

6.81 +1.56 +1.83 17 Aug 69
 6.82 +1.56 +1.82 12 Sept
~~6.82 +1.56 +1.82~~
 6.84 +1.56 +1.85 21 Nov

6.82 +1.56 +1.83

5.67 +0.975 18 Aug 69
 5.66 +0.955 22
 5.66 +0.985



2229 00 24 30 - 31 25 200

10.10 Ma


10.00 (+1.64) +1.66 17 Aug 69
10.60 +1.58 +1.60 12 Sept

8.64 +1.21 18 Aug 69
8.63 +1.20 5 22
8.64 +1.21

10.01 +1.52 +1.63 29 "
10.00 +1.53 +1.63

10.06 +1.54 +1.62 Dec 3

N H 1003



2268 00 24 54 -18 52 4.5 Mw

6.25 +1.60 +1.85 10 Aug 69

6.25 +1.62 +1.88 12 Sept 69

~~6.25 +1.61 +1.865~~

6.26 +1.61 +1.94 21 Nov (2)

6.25 +1.605 +1.89

5.11 +0.92 18 Aug 69

5.22 +0.84 3 Oct 69

5.16 +0.405

X ①

✓

130-y - 5 weeks

+0031-001 New

-0008±9.5 -002 58.7

GC520

50.305 146.3

12.63 1502.3

$\frac{613}{318}$

$\frac{+09}{12.54}$

+0034-003

34.739

31.57 1933.90

15.652

18.20

$\frac{50.421}{-001}$

$\frac{12.87}{-08}$

+86

-04

$\frac{.410}{-}$

12.95

$\frac{408}{-}$

+44

12.58

404

$\frac{12.51}{-}$

$\frac{50.429}{-22}$

$\frac{249}{-}$

$\frac{12.45}{-2}$

1933.7


✓
2367

80 25 48 -36 35 9.10 m8

9.07 +1.55 +1.67 17 Aug 9
9.10 +1.56 +1.66 12 Sept 9
9.08 +1.54 +1.69 24 ..
9.08 +1.55 +1.67

7.76 +1.15 18 Aug 69
7.74 +1.14 22 ..
7.76 +1.15

Empson



2438

Blair 3 mos
25.5
26 30

30

-11

50

7.54 mb

Mount

(2)

(7)

7.33 +1.49 +0.98 2 Oct 69

6.99 +1.49 +1.12 23 Oct 69

7.04 +1.50 +1.07 3 Nov 69

7.10 +1.49 +1.06 6 " "

7.24 +1.48 +0.96 17 Nov 69

7.27 +1.48 +0.99 21 Nov

7.29 +1.50 +0.97 3 Dec

7.45 +1.49 +0.93 16 Dec 69

7.39 +1.49 +0.92 30 Dec

4.84 +1.72 8 Nov 69

4.93 +1.70 19 Nov

4.95 +1.64 20 "

5.04 +1.70 3 Dec

~~5.12 +1.73 14 Dec~~
5.10 +1.72 25

4.90 +1.65 3 Jan 70

[Handwritten signature]

Blair 3 mos
25.5
26 30

6V543

N3D9 + 0021 - 003

+ 0031 542 - 018 = 3.4

28304 19084

6.97 1407.5

12.128

14.065

28.196

28.196

28.191

28.191

28.189

2487

18.322

4.538

4.538

6.644

6.644

6.220

1433.84

2489 ✓ Nov 3 nov ✓
 50 26 56 -35 54 8.35 ma
 8.40 +1.56 +1.56 73 nov 69
 8.40 +1.54 +1.49 3 dec
 8.46 +1.59 +1.52 16 dec

8.78 +1.56 +1.74 17 Aug 69
 8.55 +1.55 +1.52 12 Sept 69
 8.74 +1.54 +1.20 29 "
 8.66 +1.83 +1.79 2 Oct
 8.58 +1.56 +1.37 23 Oct 67
 8.49 +1.58 +1.51 3 Nov 69
 8.45 +1.57 +1.54 6 Nov "
 8.59 +1.56 +1.49 18 Nov
 8.62 +1.56 +1.50 21 Nov


7

①
②

7.50 +1.15 18 Aug 69
 7.56 +1.32 22 "
 7.39 +1.10 20 Sept
 7.53 +1.08 3 Oct
 7.35 +1.035 8 Nov
 7.47 +1.06 19 Nov
 7.41 +1.06 20 "
 7.21 +1.02 19 Dec
 7.35 +1.03 25 Dec


+

✓




2489 (cont.)

8.52 +1.50 +1.30 30 June 69



8.74 +1.60 +1.25 21 Nov 547 7.33 +1.00 5 Dec 561
 8.64 +1.57 +1.26 23 Nov 549 7.27 +0.99 7 Dec 212
 8.54 +1.65 +1.38 3 Dec 559 7.28 +1.09 19 Dec 13.5
 8.50 27 50 - 3.8 8.2 7.8-13.5
 8.68 +1.70 +1.50 15 Dec 571 7.44 +1.12 25 Dec
 8.64 +1.70 +1.54 16 " 572 7.53 +1.25 3 Jan
 8.92 +1.67 +1.43 30 " 7.53 +1.25 3 Jan

11.28 +1.31 +0.93 17 Aug 451 454 8.68 +1.775 26 Aug 69
 11.29 +1.33 +0.86 19 " 453 452 8.69 +1.78 18 Aug 69
 11.25 +1.31 +0.92 12 Sep 469 477 454 8.62 +1.80 22 "
 11.07 +1.40 +0.85 29 " 444 (8.97) +1.74 18 Sep 69
 10.95 +1.41 +0.88 2 Oct 469 447 463 8.66 +1.76 20 "
 9.98 +1.47 +0.96 23 Oct 69 518 8.78 466 +1.64 3 Oct
 9.57 +1.50 +0.94 3 Nov 69 579 7.99 534 +1.24 8 Nov 69
 9.39 +1.52 +1.14 6 Nov " 532 7.62 545 +1.085 16 Nov
 8.93 +1.555 +1.16 17 Nov 543 7.54 544 +1.095 20 "



2510 (2)

2725 TPK 00 24 00 -46 35.5 8.7-146 ✓

10.08 +1.27 +0.25 17 Nov 69

10.93 +1.22 +0.07 3 Dec 69

11.61 +1.25 -0.11 15 Dec 69

11.99 +1.22 -0.08 27 Dec

8.00 +1.67 19 Nov 69

8.41 +1.805 5 Dec


8.36 +1.835 7 "

8.76 +1.52 19 "

8.65 +1.54 25 "

8.85 +1.58 3 Jan 70

(2)



AAVSO

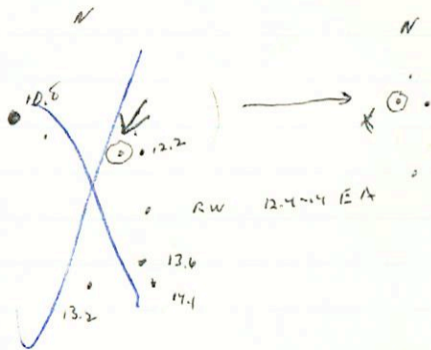
8.7^v-14.6^v

2725 = + Ple


(W) 29 00 -44 35.5 281^d

20" = 1 mm

John Jack




9.5



2460 00 31 02 -34 29 9.24 Ma

9.31 +1.60 +2.02 17 Aug 69
9.31 +1.60 +1.96 12 Sept
9.31 +1.60 +1.99

9.38 +0.77 18 Aug 69
8.34 +0.775 22
8.36 +0.775



✓ 8101 00 32 32 - 32 28 8 00 Mc

8.02 +1.53 +1.64 17 Aug 69
8.06 +1.53 +1.61 12 Sept 69
~~8.08 +1.52 +1.62 29 "~~
~~8.04 +1.53 +1.63~~


6.81 +1.115 18 Aug 69
6.77 +1.105 22 "

8.08 +1.52 +1.62 21 Nov

8.07 +1.525 +1.625

✓

①



Var

(1)

3287 00 34 14 -25 03 8,2 M 0

8.01 +1.67 +1.80 17 Aug 69 (X)

8.02 +1.66 +1.80 12 Sep 69

8.27 +1.66 +1.74 21 Nov 69

8.33 +1.63 +1.72 5 Dec 69

8.31 +1.63 +1.76 6 Dec

8.08 +1.66 +1.76 30 Dec

6.58 +1.19 18 Aug 69


6.51 +1.18 22 "

(6.42) +1.25 5 Dec

6.70 +1.20 19 Dec

6.61 +1.16 5 Jan 70

Not Dec 3



④ 3 Nov Varnish
8.83 +1.54 +1.61 30 Dec

bury night X

⑤

3373 ✓ 50 34 51 -30 31 8.64 111

8.97 +1.54 +1.60 23 Nov
 8.88 +1.55 +1.60 3 Dec
 8.93 +1.60 +1.68 13 Dec
 8.99 +1.60 +1.75 18 Aug 69

8.81 +1.58 +1.59 12 Sept 69
 8.64 +1.63 +1.73 29 " "

8.63 +1.58 +1.72 2 Oct
 Chy (8.81) +1.58 +1.61 23 Oct 69

9.66 +1.60 +1.68 3 Nov 69
 8.68 +1.58 +1.70 6 Nov "

✓ 8.83 +1.57 +1.61 18 Nov
 8.91 +1.57 +1.68 21 Nov


7.37 +1.175 19 Dec
 7.45 +1.18 25 Dec
 7.45 +1.235 3 Jan 70

7.35 +1.145 18 Aug 69
 7.33 +1.215 22 "

7.27 +1.175 20 Sept
 7.34 +1.15 3 Oct

7.41 +1.165 8 Nov
 7.53 +1.14 19 Nov

7.50 +1.215 20 "
 7.54 +1.21 5 Dec




3514 ✓ 00 36 30 -21 35 9.5 m8

♀ x

9.50 +1.47 +1.42 18 Aug 69
 9.44 +1.418 (+2.13) 12 Sept 69
 9.52 +1.417 +1.38 29 "
 9.51 +1.416 +1.43 2 Oct
 9.55 +1.415 +1.41 17 Nov
 9.47 +1.415 +1.46 3 Dec
 9.56 +1.417 +1.40 16 Dec

not dec 3

7.87 +1.37 18 Aug 69
 7.83 +1.375 22 Sept
 7.73 +1.36 20 Sept
 8.03 +1.34 3 Oct 69
 7.95 +1.345 8 Nov
 7.96 +1.38 20 Nov
 7.95 +1.34 5 Dec
 7.98 +1.335 19 Dec



3517 00 36 16 -55 50 8.6013

(✓)

(2)


8.64	+1.46	+1.23	2 Oct 69	6.83	+1.47	8 Nov 69
8.67	+1.47	+1.20	23 Oct	6.90	+1.47	19 Nov
8.73	+1.45	+1.18	17 Nov 69	6.85	+1.47	20 "
8.70	+1.48	+1.25	21 Nov	6.94	+1.48	5 Dec
8.67	+1.45	+1.19	3 Dec	7.01	+1.475	25 "
8.68	+1.48	+1.12	4 Jan 70	6.66	+1.535	3 Jan

X

✓

100
25
100

100
25
100



Prised (v) (D)

more from bank and up

margin

3953

8.76	8.55	8.87	8.80	8.48	8.51	8.42	9.00	9.03	8.94
+1.54	+1.54	+1.54	+1.54	+1.56	+1.56	+1.49	+1.53	+1.49	+1.51
+1.33 30 Dec	+1.38 4 Jan 70	+1.30	+1.22	+1.45	+1.46	+1.36	+1.21	+1.24	+1.29
		2 Oct 69	23 Oct 69	3 Nov 69	6 "	19 Nov 69	21 Nov	23 Nov	4 Dec
6.74	7.08	7.04	7.04	7.04	6.96	7.01	7.02	6.85	
+1.44	+1.45	+1.50	+1.50	+1.50	+1.50	+1.48	+1.46	+1.46	
8 Nov 69	19 Nov	20 "	21 Nov	20 Dec	21 Dec	23 Dec	3 Jan 70		

8.76
8.55
8.87
8.80
8.48
8.51
8.42
9.00
9.03
8.94

+1.54
+1.54
+1.54
+1.54
+1.56
+1.56
+1.49
+1.53
+1.49
+1.51

+1.33 30 Dec
+1.38 4 Jan 70
+1.30
+1.22
+1.45
+1.46
+1.36
+1.21
+1.24
+1.29

2 Oct 69
23 Oct 69
3 Nov 69
6 "
19 Nov 69
21 Nov
23 Nov
4 Dec

6.74
7.08
7.04
7.04
7.04
6.96
7.01
7.02
6.85

+1.44
+1.45
+1.50
+1.50
+1.50
+1.50
+1.48
+1.46
+1.46

8 Nov 69
19 Nov
20 "
~~21 Nov~~
20 Dec
21 Dec
23 Dec
3 Jan 70


Prised (v) (D)

more from bank and up

margin

3953

8.76	8.55	8.87	8.80	8.48	8.51	8.42	9.00	9.03	8.94
+1.54	+1.54	+1.54	+1.54	+1.56	+1.56	+1.49	+1.53	+1.49	+1.51
+1.33 30 Dec	+1.38 4 Jan 70	+1.30	+1.22	+1.45	+1.46	+1.36	+1.21	+1.24	+1.29
		2 Oct 69	23 Oct 69	3 Nov 69	6 "	19 Nov 69	21 Nov	23 Nov	4 Dec
6.74	7.08	7.04	7.04	7.04	6.96	7.01	7.02	6.85	
+1.44	+1.45	+1.50	+1.50	+1.50	+1.50	+1.48	+1.46	+1.46	
8 Nov 69	19 Nov	20 "	21 Nov	20 Dec	21 Dec	23 Dec	3 Jan 70		




①


4053 60 41 11 36 11 2.03 Mar

2.08 +1.61 +2.00 17 Aug 69
7.08 +1.59 +1.98 12 Sept 69
2.08 1.60 1.99

7.12 +1.60 +1.99 21 Nov 69
7.09 +1.60 +1.99


6.07 +0.81 18 Aug 69
6.02 +0.82 22 Aug 69
6.04 1.88
+0.815





42226 (bats)

8.64 + 1.65 + 2.00 27 Dec 1969



9.27 +1.55 +1.20 4 Jan 70

(✓) (2)

4544 60 45 31 -48 09 9.4 mg

~~W. P. ...~~
946

+1.50 +1.16 2lect 69

7.28 +1.575 8 Nov 69

9.48 +1.53 +1.14 23lect

7.27 +1.55 19 Nov

9.45 +1.52 +1.18 3 Nov

7.26 +1.545 20 Nov

9.29 +1.53 +1.20 17 Nov

7.43 +1.56 5 Dec

9.31 +1.54 +1.25 21 Nov

7.33 +1.58 7 "

9.31 +1.52 +1.27 23 "

7.39 +1.59 19 Dec

9.32 +1.56 +1.22 3 Dec


7.39 +1.59 25 "

9.41 +1.52 +1.19 16 Dec

7.14 +1.59 5 Jan 70

9.36 +1.52 +1.23 27 Dec

~~W. P. ...~~



④ 3 Nov ✓

5473

00

54

47

-25

44

78 me

8.21

+1.59

181

23 Nov

8.26

+1.59

+1.82

3 Dec

8.02

+1.62

+1.93

17 Aug 69

7.92

+1.62

+1.88

12 Sept 69

8.09

+1.61

+1.87

29 "

8.06

+1.64

+1.88

2 Oct

8.14

+1.61

+1.82

23 Oct

7.93

+1.63

+1.91

3 Nov

7.92

+1.63

+1.91

6 Nov 69

8.07

+1.59

+1.82

18 Nov 69

8.16

+1.59

+1.88

21 Nov

① Nov

②

40 days

6.87 + 0.98 13 Dec

6.94 + 0.97 5 Dec

6.90 + 1.03 5 Jan 70

6.85 + 1.02 5 Aug 69

6.85 + 1.04 5 Dec


6.86 + 0.96 8 Nov 69

7.00 + 1.01 5 Jan 70

6.99 + 1.02 5 Dec

7.08 + 1.06 5 Dec

6.96 + 1.04 7 "



+0056 -037 Stuy

5473 (cont)

8.06 +1.56 +1.83 30000

8.11 +1.62 +1.81 4/Jan 70

3 Nov

5919

00 54 09

10⁵ 50

204 m_g

34 84
30 17
9 17

(2)

6.86

+1.60 +1.66 236069

6.87

+1.60 +1.72 320069

6.91

+1.60 +1.69 17000

X

6.90

+1.60 +1.74 21000

✓

6.92

+1.60 +1.71 20000

Nov 8 51.1 + 64.5
Nov 4 51.1 + 64.5

~ 2.13

36

9

4

16

+0039 -015

~~20~~ 2.15-5

~~0~~ 58.1 - 1 55

~~1000~~ 56.9 - 027 56.1

34.46 6600.5

2 pms Gracie

(2)

5920 00 59 06 -12 21 8.3 m

(+)

7.83	+1.53	+1.47	23 Oct 69	6.24	+1.305	8 Nov 69
7.85	+1.54	+1.48	3 Nov 69	6.27	+1.335	19 Nov
7.85	+1.51	+1.43	18 Nov 69	6.21	+1.30	5 Dec
7.68	+1.54	+1.56	4 Dec	6.27	+1.325	19 Dec
7.94	+1.52	+1.42	16 Dec	6.19	+1.28	25 Dec
7.83	+1.53	+1.53	30 Dec			

+

