


12987 20 41.1 414 54 4.5 A5

4.43 +0.27 +0.09 12 July 62
4.43 +0.29 +0.13 16 " "

12994 20 42.4 40007 24 dec

7.58 +0.67 +0.20 15 Aug 64

7.59 +0.64 +0.21 16 " "



13006

14R7944

¹⁵⁴⁵
20 435 +56 226.19m3

6.00 +1.68 +1.96 22 Jan 66 60"

13012 20 43.6 +30 32 4.3967

4.20 +1.06 +89 1A

4.21 +1.03 +0.90 16 July
4.24 +1.06 +0.84 10 Sept

13015A 20 438 +45 34 9.5 A0

-144

+4501741 9.05 -0.05 -0.22 30SIT

 9.05 -0.08 -0.22 30 ~~days~~

 9.05 -0.03 -0.25 35SIT

 9.06 -0.05 -0.24 6

 9.05 -0.05 -0.23

(~~9.81~~) 9.81 +0.07 +0.06 6

 9.90 +0.08 +0.11 35SIT

 9.

13019 20 441 +57 24 46 dffg

4.52 +0.54 +0.06 10 July 62
4.52 +0.51 +0.10 16 " "

4.52 +0.53 +0.07 2 Aug

4.52 +53 +0.08

13035 20 45.1 = 05 13 4.6gms

4.48 + 1.62 + 2.00 30ct

13037 20 45.2 +34 11 5.2 9N3

76ygr

4.93 +1.31 +1.47 1 A

4.95 +1.27 +1.37 16 July 62
4.99 +1.29 +1.48 24 Sept

AG 11639

20 45.5 + 59 40

8.56

+0.34 -0.05!

July 26 63

13044 20 45.5 - 43618 4.506

| | | | |
|-------|-------|-------|------------|
| 4.57 | -0.13 | -0.55 | 10 July 64 |
| 4.59 | -0.13 | -0.53 | 9 " " |
| 4.57 | -0.14 | -0.51 | 11 " " |
| 4.55 | -0.08 | -0.52 | 14 June 64 |
| 4.57 | -0.11 | -0.52 | 7 July 64 |
| (4.40 | 00 | -51) | 13 June 64 |

13046 20 45.5 -12 38 8.0 d63

12° 5839

⁵
1052 (114)

198075

8.05 +0.63 +1.64 3E

HR 7964 20 46.1 1976 02 545
-533 1975 27 6.5 g mo

W 13049

6.40 + 6.61 + 2.02 => Jumble box

~~13057 20 46.4 -20 49 8.2 d63~~

29020

198188

8.14 +0.60 +1.68 3E


13058 20 46.4 +52 13 43 dno

6.22 +0.88 +0.52 12.64

6.24 +0.88 +0.51 ~~13.11~~ 12.64

6.27 +0.86 +0.53 14.00

6.25 +0.88 +0.52



13060A 20 46.5 728 37 8.5 N1D

8.30 +0.77 +0.39 13 July

8.31 +0.78 +0.44 30 "

8.32 +0.79 +0.44 1 Sept

8.31 +0.78 +0.42

13065A 20 470 +11 13 14

9.32 +1.08 +0.98 18 Aug 63 20"

9.31 +1.09 +0.98 15 Sept 63 100"

9.32 +1.10 +0.97 27 Aug 63 20"

9.35 +1.02 +1.03 13 Aug 63

9.31 +1.08 (+0.88) 13 July

9.47 +1.09 +1.02 7 Sept

9.30 +1.04 +1.00 2 Oct

9.34 +1.07 +1.01


9.40 +1.59 +1.58 13 Aug 63

mean 9.32 +1.66 +1.83 2 Oct

9.45 +1.53 +1.82 13 July


13044 20 47.2 t12 21 6.0 d04

6.00 +0.42 -0.07 1 Ryker
6.04 +0.41 -0.06 2 " "
6.07 +0.42 -0.06 3 " "



13067 2047.3-1344 +1344 7.0 R6

2.14+0.43-0.08 = 2.57 R64



13070 A

20 47.4 +25 35 8.0 60 0

7.71 +0.57 +0.07 13 July 42
7.70 +0.59 +0.12 29 Aug
7.70 +0.57 +0.11 2 Sept
7.70 +0.58 +0.10

13078

20 48.3 +43 52 5-1 DAL

5.05 +0.18 +0.14 July 12

5.07 +0.21 +0.11 28 Sept

13081 20 48.5 +30 43 6.8 g₁₂

by

6.79 +0.27 +0.13 25 2062

6.81 +0.26 +0.12 264

T Vnd P = 4.44
13088 20 49.3 +28 04 5.9 CFS

| | | | | | | | |
|-----------------|------------------|--------------------------|------------|-----------------|------------------|------------------|---------|
| 5.81 | +0.65 | ^{+0.31} (-0.69) | 12 July 62 | 5.53 | +0.76 | +0.13 | 31 July |
| 5.52 | +0.50 | | | 5.83 | +0.70 | +0.45 | 1 Aug |
| | | | | 6.01 | +0.77 | +0.48 | > Aug |
| 5.52 | +0.50 | | 13 July 62 | 6.00 | +0.71 | +0.40 | 3 Aug |
| 5.75 | +0.67 | +0.40 | 14 July | 5.70 | +0.65 | +0.38 | 5 Aug |
| 6.06 | +0.73 | +0.42 | 16 July | 5.93 | +0.72 | +0.45 | 6 Aug |
| 5.45 | +0.45 | +0.35 | 17 July | 6.08 | +0.78 | +0.49 | 7 Aug |
| 5.61 | +0.64 | +0.38 | 18 " " | 5.49 | +0.48 | +0.35 | 8 Aug |
| 5.65 | +0.52 | +0.27 | 30 July | 5.57 | +0.57 | +0.22 | 9 Aug |

5.83 + 0.72 + 0.46 10 Aug
6.01 + 0.78 + 0.50 11 Aug

13084 20 49.5 05 42 5.5 B9

5.58 - 0.08 - 0.23 27 Sept 62

5.54 - 0.12 - 0.27 26"

13092 20 449 + 80 22 5.69 101

$$\begin{array}{r} 5.38 + 1.16 + 1.04 \quad 3 \text{ July } 64 \\ 5.44 + 1.15 + 1.09 \quad 7 \text{ " " " } \\ \underline{5.70} \quad \underline{1.17} \quad \underline{1.06} \quad 9 \text{ " " " } \\ \underline{5.91} \quad 1.14 \quad 1.00 \end{array}$$

13096 20 50.0 +26 55 4.8 ag 62
 4.60 +0.83 +0.47 10 Swt
 4.58 +0.83 +0.47 29 Aug 62
 4.55 +0.83 +0.50 16 July 62
 4.56 +0.84 +0.45 21 Aug
 4.58 +0.83 +0.43 22 Aug

4.57 +0.84
 +0.46

Swt
 4.57 36
 +0.83 +0.47 5 Swt
 4.59 36 +0.83 +0.44 2 Swt
 4.61 +0.84 +0.44 1 Swt
 4.59 +0.85 +0.46 3 Swt

13104 20 50.4 -11 46 6.4 d61

29125

198802

6.40 +0.68 +1.72 3E

6.39 +0.64 +0.11 16 July 63

6.39 +0.65 +0.14 22 July

6.40 +0.64 +0.16 27 " "

6.40 +0.67 +0.11 13 Aug 64

6.42 +0.62 +0.19 14 " "

6.40 +0.655 +0.14

13112 20 51.5 +44 12 4.7133

| | | | | |
|-------|-------|-------|----|--------|
| 4.777 | -0.11 | -0.63 | 14 | Jan 64 |
| 4.779 | -0.13 | -0.61 | 7 | July " |
| 4.786 | -0.14 | -0.62 | 9 | " " |
| 4.785 | -0.11 | -0.59 | 11 | " " |
| 4.774 | -0.13 | -0.60 | 13 | " " |

13/24 20 521 +44 12 76 d. 57

7.25 +0.78 +0.35 2 Aug 4

7.21 +0.78 +0.29 20 "

7.27 +0.78 +0.32 18 Aug 4

7.23 +0.77 +0.29 14 Aug 4

7.36 +0.79 +0.29 9 "

7.23 +0.82 +0.32 11 "

7.27 +0.78 +0.32 13 "

7.23 +0.78 +0.32 17 Aug 4

7.24 +0.78 +0.31

1312-9

20 52.4 + 27 52 5.2715

4.99 + 1.51 + 1.80 / A

5.14 + 1.48 + 1.91 ~~1.00~~

5.04 + 1.48 + 1.79 29 Sept

13130 20 52.5 159 07 6.8 dAF

6.94 +0.40 +0.01 26 July 63

13136 20 52.9 +27 54 8.0 d62

7.88 +0.63 +0.12 13 July 62
7.85 +0.63 +0.17 11 Aug
7.83 +0.61 +0.13 6 Aug

7.85 +0.62 +0.14


13138

20 52.9 +46 026.7A2

6.65 +0.09 +0.09 17 July 64

6.67 +0.08 +0.09 18 " "

6.66 +0.08 +0.08 20 " "



13140 20 53.2 404 20 6.04g66

day

6.04 40.81 40.48 25 Nov 67
6.06 40.81 40.48 26 " "


13141 20 53.8 +13 3 2 5.4 g/100

5.25 + 1.0 + 0.55 27 Sept 62

5.29 + 1.11 + 1.01 7 Oct

13145 20 53.4 t46 10 2167

2.00 +1.02 +0.64 1 Aug 64
2.00 +1.00 +0.65 2.00
~~6.48~~



13163 20 55.0 +42 42 9.9d69

Ulye

7.18 + 97 + 73 R N170

7.19 + 1.00 + 71 2A

Wray: 7.19 +0.98 +0.70 25 Nov 62

7.27 +0.96 +0.65 26 "

7.23 +97 +68

7.20 +98 +71

13/64

20 55.3 +40 58 4.0 $\overline{40.4}$

391 +0.03 0.00 26 Sept

393 +0.04 +0.04 29 Sept

13/65A

20 55.5- +24 13 7.0 604

6.91 +0.57 +0.12 13 July 62


6.96 +0.57 +0.08 31 "

6.96 +0.59 +0.10 29 Aug 62

6.94 70.58 70.10

13144 20 55.4 + 75-41 6.2-65

6.01 + 0.59 + 0.72 25.65



13172 20 56.5 + 44 17.0 967

1 day

5.52 + 0.99 + 0.81 25 now 2

5.57 + 0.96 + 0.81 26 " "

13179 20 56.9 +00 54 8.7 8.7 ^{16.6} 8.7

16480 ✓
8.89 +0.58 ~0.03 18 July 03
8.89 +0.57 0.00 22 July "
8.92 +0.57 -0.04 27 " "

13180 20 5720 +00 52 8V7dG4-197

8.63 +0.67 +0.13 18 July 63
8.64 +0.67 +0.13 27 July
8.63 +0.65 +0.13 28 July

B3185A 20 57.8 +29 05 9.2582

9.02 +0.60 +0.11 5 Sept
9.03 +0.60 +0.14 6
9.99 +0.61 +0.06 27 Sept
9.01 +0.60 +0.10

13187 20 57.9 -04 55 6.3 AG1

29318

19996

6.23 +0.63 +1.73 3E

6.22 +0.64 +0.15 16 Aug 63

6.22 +0.64 +0.17 24 " "

6.21 +0.62 +0.17 27 " "