

ADS 13584 20 30.6 +13 46 8.3-

see numbers

413 04435
+0.38 -0.24
-0.02 +0.22
+0.32 -0.21

9.02 +0.60 +0.07; 26 July 100"
8.88 +0.60 +0.09 29 Oct 63 100"
8.89 +0.60 +0.10 18 May 64 100"

29"

ADS 13597

1.408434 8.53 +0.91 +0.58; 26 July 100"
9.81 +0.92 +0.66 29 Oct 63 100"
9.84 +0.93 +0.64 18 May 64 100"

A 67946 20 26.8 +12.31 7.289
7988 30.7 +12.35 8.640

6.98 +0.01 -0.19 26 Aug
7.03 -0.02 -0.21 28 Aug 63

~~7.03~~

9.24 +0.05 -0.02 25 Aug 63
9.22 +0.05 -0.02 26...

AG 7989 20 30.7 +13 35.0

4437

+041 -020
-6 +2

+035 -018

Bord. +0022 -017

9.407 +1.15 +1.13 16 Aug 63
9.414 +1.15 +1.20 17 " "
9.43 +1.19 +1.16 19 " "

12545 20 30.8 +1108 4.0 B7

cells

4.02	-0.11	-0.51	14	Jun 64
4.02	-0.13	-0.50	3	July "
4.04	-0.11	-0.51	7	" "
4.04	-0.17	-0.49	11	" " 64
4.03	-0.11	-0.48	9	July 64
4.06	-0.13	-0.54	26	Aug 63

12856

20 31.4 -13 5-4 4.2 d f 8 -12.7

~~5.73 +0.66 +0.21 27 June 63~~

6.18 +0.51 -0.04 27 June 63

6.13 +0.52 +0.01 18 July "

6.11 +0.55 -0.02 27 July "

12858 2031.5 + 81.15 = 549.69

5.41 + 1.00 + 0.87 3 July 44

5.42 + 1.03 + 0.85 5 " "

5.42 + 1.00 + 0.86 9 " "

5.42
5.42 + 1.01 + 0.86

12861 20 31.6 +12 51 5.2 H2

~~5.40 +0.09 +0.02 25597~~
~~5.39 +0.09 +0.06 7667~~

12864

20 32.0 +35 05 4.8 cm4

4.42 +1.56 +0.71 ~~6.69~~

4.59 +1.56 +0.67 7 "

12867

20 320 +4500 6.6A2

6.70 +0.04 0.00 17 Aug 64


6.71 +0.02 0.00 18 " "

6.73 +0.03 -0.01 20 " "

6.69 +0.03 +0.03 1 Aug 64

6.71 +0.05 +0.04 3 " "

6.72 +0.08 -0.01 6 " "




12871 20 32.2 + 74 4.7 5.2 A2P

5.18 +0.07 +0.05 Bobet
5.22 +0.06 +0.06 7"

12873 20 32.3 474 31 5.689

²²
5.78 -0.13 -0.33 8 Aug 64
5.77 -0.15 -0.54 17 Aug 64
5.77 -0.14 -0.53 18 Aug 64
5.80 -0.16 -0.56 20 Aug 64
5.77 -0.14 -0.53 1 Aug 64
~~5.77~~

5.77



12881 20 33.0 +14 30 4.7 A3E

4.63 +0.11 +0.14 6.00
4.66 +0.00 +0.14 7"

12989 20 341 -02 43 5.2 915

4.40 + 1.62 + 1.91 2 Oct

2895 20 34.5 +29 02 88 NO

8.86 +0.58 +0.11 2 Sept

8.98 +0.60 +0.06 3 Sept

(8.77 +0.66 -0.14 25 nov 62)

~~12402~~

~~20 35.2 +14 25 3.7 d(F)~~

3.63 +0.42 +0.07 11 ply 62
3.62 +0.43 +0.05 2 ply

12906 20 35.4 +11 12 5.4A2

5.42 +0.04 +0.03 7 Sept
5.46 +0.03 +0.04 27 Sept

12909 20 35.5 +38 09 63 110

6.24 +0.99 +0.79 7 Sept
6.29 +0.98 +0.76 27 Sept


1290A 20 35.5 +30 60 8.8 60

8.69 +0.50 -0.03 11 July 62
8.72 -0.49 -0.04 30 July 62
8.69 +0.51 -0.01 24 July 62
8.70 +0.50 -0.03

12911 20 35.6 +18 06 6.39 mb


6.14 +1.39 70.96 13 Aug 69
6.19 +1.36 70.98 14 " "

AD
✓



12915 20 35.7 +33 11 20/100


6.97 +1.12 +0.93 1 Aug 64
6.97 +1.12 +0.93 2 " " "
6.98 +1.14 +0.95 3 " " "
6.99 +1.13 +0.92 6 " "



~~12520~~
~~28121~~

20362424021 QAC

203+0.48 0.00 25465



12921

20 36.3 +2101 4.8 AOF

479 -0.02 -0.10 26 Sept

492 -0.12 -0.10 29 "

12922 20364 12356 5087

5.07 -0.16 -0.60 11 Aug 64

5.04 -0.12 -0.57 14 Jan 64

5.03 -0.14 -0.56 3 Aug 64

5.07 -0.13 -0.58 7 " "


5.07 -0.13 -0.55 9 "

5.05 -~~0.13~~ -~~0.505~~

0.14 -0.57

12928 20 36.7 + 47 546.605

6.59 + 0.93 + 0.62 15 Aug 68
6.58 + 0.93 + 0.64 16 " "



12930A 20 368 +2631 9.0 G8U

8.86	+0.68	+0.17	10 July 62
8.88	+0.68	+0.29	29 Aug 62
8.88	+0.69	+0.17	1 Sep 62
<u>8.87</u>	<u>+0.68</u>	<u>+0.18</u>	

12432 20 368 +38 28 6.8 dB2 -206

6.75 +0.59 +0.00 27 Jun 63
6.76 +0.61 +0.04 18 July 63
6.77 +0.61 +0.06 27 " "

12933 20 369 400 19 5.4969

5.16 +1.06 40.88 6 Sept


5.19 71.05 40.97 27 Sept

12936 20 370 121 38 5-5 A0

6.10 -0.09 -0.11 13 Aug 64

6.10 -0.07 -0.12 14.8"

6.08 -0.06 -0.12 ~~15~~ 28 Aug 64



12942 20 87.2 -235763d67^{-50c}

6.34 +0.74 +0.22 27 July 63
6.38 +0.73 +0.22 22 Aug

12941

196777

140

12941

20 37.2-18 19 5.39M2


5.19	+164	1699	2154
5.19	+165	1698	2010

7M2

12944 20 37.5 + 11 04 6.4 F8

6.36 + 0.51 + 0.08 12 Aug 64
6.39 + 0.53 + 0.07 13 " "
6.40 + 0.52 + 0.00 14 " "

6.38 + 0.52 + 0.05



12955A 20 38.1 +25.52 20 602

8.66 +0.53 +0.04 10 July 62
8.73 +0.53 +0.07 7 Aug
8.66 +0.54 +0.10 25 Aug

8.66 +0.53 +0.07

12954 20 38.3 4.5 28.0 68drc

Ry

6.74 +0.43 +0.02 25 Nov 2

6.75 +0.46 +0.03 26 "

12957 20 38.5 + 19 45 - 6.4 db2

Wyz 6.43 + 0.63 + 0.07 21R

6.43 + 0.60 + 0.08 25 Nov 62

6.46 + 0.59 + 0.03 26 " "

6.44 + 0.61 + 0.04 27 June 63

6.44 + 0.60 + 0.06 18 July 63

6.44 + 0.60 + 0.05 (4)

12965A 20 39.2 ^{30 01} +28 05 8.4 GRT

8.19 +0.67 +0.17 10 July 62

8.24 +0.66 +0.17 3 Aug

8.20 +0.67 +0.18 2 Sept

8.21 +0.67 +0.17

12964 20 39.2 + 60 19 6.0 dFy

5.58 + 0.41 0.00 12 Aug 67
5.59 + 0.43 - 0.04 13 " "
5.59 + 0.42 - 0.09 14 " "
5.59 + 0.42 - 0.04

12469 20 39.7 +17 20 6.36.6

6.27 +0.96 +0.63 10 Sept

12970 A 20 34.60 +28 05 8.465

8.17 +0.58 +0.05

12 July

8.26 +0.57 +0.10

3 Aug

8.18 +0.60 +0.14

29 Aug 2

8.20 +0.58 +0.09

12971 20 39.7 +85 06 13

CA20-

1.23 +0.08 -0.23 5 Sept

~~12983 20 40.7 +45 40 7.60 6.2 +10.8~~

7.65 +0.57 +0.07 27 June 63
7.58 +0.55 +0.11 18 July 63
7.64 +0.59 +0.10 27 " "