

11774 19 16.5 + 73 16 4.0 gms

4.45 + 1.27 + 1.46 2d Sept "

4.48 + 1.24 + 1.43 30 "



11784 19 17.3 +12 17 5.49150

5.63 +0.31 +0.22 2 Sept

5.50 +0.27 +0.17 31 Aug

5.49 +0.30 +0.16 1 Oct

5.50 +0.29 +0.17

11794 19 17.9 05 31 5.1 Sept


5.02 +0.93 +0.58 3 Sept
5.01 +0.88 +0.55 26"

14795 15 17.9 + 37 14 6.465

6.30 + 0.68 + 0.21 ~~2~~ A

6.27 + 0.665 + 0.15 2 1/2

6.29 + 0.68 + 0.18 2 Sept 4



11799 19 18.0 -00 59 5.5 89

5.48 -04 -22.6

5.48 -0.06 -0.20 3 Sept

5.44 -0.06 -0.23 26"

1808AB 19 18.8 +19 03 6.8 B -47C

6.92 +0.64 +0.17 29 by 6.2

2. 6.63 +0.44 +0.04 27 by 6.2

11813

19 19.6 +57 34 1965

HR7356

5.90 +1.64 +2.01 20 May 66 20"
7. 6.64 +1.33 +1.42 27 " " ")
5.89 +1.63 +2.01 22 June 66 60"

11826 19 20.4 465 37 4.4 A2

4.56 +0.05 +0.05 Oct 3
4.59 +0.05 +0.07 " 2

11830A 10 20.7 +25 14 8.3 F5 ~~14~~

8.69 +0.39 +0.03 9 Aug 62

8.67 +0.42 +0.02 5 Aug

8.65 +0.42 +0.02 8 Aug

8.65 +0.41 +0.02

11832 19 20.7 +69 49 9.3dN1

9.50 +0.90 +0.59 3det

9.46 +0.99 +0.48 2 "

11833 19 20.8 +26 10 4.9 BF

5.22 -0.12 -0.54 27 Sept

5.20 -0.12 +0.81) 6 Oct

5.22 -0.12 -0.48 13 Jan 44

5.24 -0.14 -0.52 12 " "

5.22 -0.12 -0.51

11852 19 22.2 +29 31 4.9 B5-

4.97 -0.14 -0.67 13 Jan 44

5.00 -0.15 -0.68 12 ...

4.98 -0.15 -0.71 17 July 44

4.99 -0.13 -0.72 18 "

~~5.00 -0.33 -0.75 20 "~~

11855- 19 224 +4317 6.0965


5.88 +0.92 +0.61 3 July 64

5.88 +0.94 +0.61 5 " " "

5-90 +0.88 +0.67 13 " " "

11864 19 23.2 +201064AD

6.30 - 0.02 - 0.08 2-SyA64



11866 19 23.3 +19 42 5.3 967 ^{NOT Fehwisch} _{NOT}

5.27 +0.92 +0.74 5 Oct

5.16 +0.94 +0.76 29 Sept

11869 19 23.4 t24 49 6.2 dF₀ -42

6.19 +0.52 -0.03 FLUR

6.19	+0.419	-0.03	20 June 63
6.18	+0.52	-0.04	24 " "
<hr/>	<hr/>	<hr/>	
6.18	+505	-035	

11874 19 240 tot 14 4.9 2-15

4.62 + 0.58 + 0.50 6 Sep
4.65 + 0.57 + 0.54 10

11874

19 24.1

+12 55

5.8

F₄ B₁ B₂

dF₃ -335


5.76 +0.46 +0.05 24 June 63

5.78 +0.45 +0.03 21 July

5.78 +0.45 +0.02 24 July

11877 19 24.2 +11 45 6.875-

6.91 +0.42 +0.01 15 Aug 64
6.91 +0.40 +0.01 16⁰⁰"
? 6.92 +0.49 -0.10 1 Sept




1878 19 24.3 + 1947 6.0 mo. I

WV
AP
5.88 + 1.54 + 1.81 3 Jan 64
5.84 + 1.54 + 1.92 5 " "
5.93 + 1.53 + 1.86 13 " "
5.86 + 1.51 + 2.00 12 May 64 60 "

11879 19 24.3 134 13 5.2 Asp

5.15 -0.12 -0.40 1 Aug 64
5.16 -0.12 -0.42 2 " "
5.17 -0.10 -0.40 3 " "




11881 19 24.5 +27 B 7.8 dFG -10.6

Behind

7.49 +0.54 -0.03 26 June 63

7.48 +0.54 -

7.49 +0.54 -0.07 24 July



11887 1925.0 +49 20 8.0 dM

8.07 +0.92 +0.62 21 Aug
8.02 +0.93 (+0.45) 7 Oct

8.00 +0.915 +0.605 21C

11892 19 25.4 -12 15⁻ 24 dg-7 -22.5

7.60 +0.74 +0.27 26 Jun 63
7.61 +0.74 +0.31 21 July "
7.61 +0.75 +0.28 24 July "

11905 79 26.2 +29 21 6.8 110

6.62 +107 +0.96 55 Syt
6.66 +107 +0.99 1 Oct

11914 19 26.5 +34 30 8.2 dFB -49.9

8.27 +0.50 -0.08 26 Jun 63
8.22 +0.52 -0.08 21 July
8.18 +0.55 -0.10 24 " "

11924 19 27.4 +31 31 7.0 d65 -1.8

8.01 -0.36 +0.39

7.03 +0.72 +0.26

6.96 +0.72 +0.31 2.44 pg63

7.00 +0.72 +0.31