

12185A 19 47.4 -28 29 8.2 8.0

8.01 40.50 -0.10 21 Aug

~~8.04 40.44 -0.01~~

7.99 40.53 -0.09 22 Aug

12190A

19 47.5 + 29.15 8.2 1-8 U

(8.07 +0.55 -0.06) 9 July 62
8.09 +0.46 +0.01 22 Aug
8.13 +0.48 +0.02 1 Sept

12194

19 48.4 +70 08 4.0 963

3.86 +0.88 -10.47 30 Sept

385 +0.87 +0.48 2 Oct

12200 19 48.6 +10 17 5.2 d128

| | | | |
|-------------|---------------|--------------|-----------|
| 5.12 | +0.54 | +0.09 | 9 July 62 |
| 5.14 | +0.54 | +0.04 | 9 Aug |
| 5.14 | +0.56 | +0.12 | 25 Sept |
| 5.09 | +0.54 | +0.08 | 25 Nov |
| <u>5.12</u> | <u>+0.55</u> | <u>+0.06</u> | 26 Nov |
| 5.12 | <u>+0.545</u> | <u>+0.08</u> | |

12201

Phys

$$6.32 + 163 + 0.27 \text{ cm}^3 \text{ } 21 \text{ mg } 64 \text{ } 20''$$

12204 19 48.8 +38 36 5.49 m

5.26 +1.68 +2.07 5.54

5.25 +1.66 +2.12 1.00

AG 9601 19 48.9 +09 30 8.0 A0

9548 19 45.0 +09 26 8.0 Binney A0

9559 19 45.4 +09 11 9.0 H2

9562 19 45.8 +09 11 9.0 G5

6-25 +0.11 40.08 23 Aug 63

9.12 +0.27 +0.21 23 Aug 63 ¹⁰


10.21 +0.34 +0.17 23 Aug 63 →

9.41 +0.71 +0.19 23 Aug 63

12208 19 48.9 +22 29 4.9 B5mc

4.94 -0.17 -0.68 1 Aug 64
4.97 -0.17 -0.66 2 " "

4.94 -0.19 -0.70 number



12209

1949.4 ¹⁹⁶⁵ +3745

6-16 +1.66 +1.54 20 June 66 60°

754

12213 19 48.4 +52 52 5.2914

~~4.9~~ 5.04 +1.28 +1.49 10 Sept
5.05 +1.29 +1.52 6 Oct

12215

19 49.7 +11 30 6.2 G-0 -16.7

5.78 +53 +21 G-2R

6.14 +0.64 +0.12 24 Jun 63
6.17 +0.64 +0.13 21 July

625-8171 19 50.1 737 158.1 AS

73703649


~~12326 19 56.8 737 58 63~~

7.75 +0.32 -0.02 25 Aug 63
7.75 +0.34 -0.02 28 " "

88010

12232 19 50.8 + 2552 7.2 BF

7.46 - 0.11 - 0.37 12 Aug 64
7.34 - 0.09 - 0.35 13 "
7.38 - 0.09 - 0.36 14 Aug 64



12239 19 56.3 +23 57 4.5 A0

4.56 -0.04 -0.14 6 Sept
4.58 -0.03 -0.11 29 Sept

12248 19 51.8 + 0.8 20 49 910

4.74 + 1.04 + 0.87 6547
4.70 + 1.04 + 0.87 7027

12257 19 52.3 +57 24 5.0 B5

| | | | |
|------------|------------------|------------------|------------|
| 5.10 | -0.13 | -0.52 | 13 June 67 |
| 5.13 | +0.03 | -0.66 | 14 " " |
| 5.20 | -0.14 | -0.56 | 7 July 67 |
| 5.16 | -0.14 | -0.58 | 3 " " |
| <hr/> 5.15 | <hr/> -0.14 | <hr/> -0.55 | |

12258

19 52.4 + 24 " 5:54 AM

5.56 - 0.01 - 0.12 - 26 Sept

12261 19 52.6 +0.3 52 8.7 d6-8

8.59 +0.77 +0.37 21 July


N 8.86 +0.14 +0.09 } 24 kg
S 8.94 -0.02 -0.31 }

12269 19 53.0 + 34 54 5.8 d/F₄

5.74 + 0.75 + 0.34 12 My⁶⁰
5.74 + 0.75 + 0.35 13 " "
5.80 + 0.75 + 0.35 14 " "

12272 19 53.1 130 04 6.4 B8m

6.56 -0.09 -0.47 17 July 64
6.58 -0.10 -0.45 18 ..
6.59 -0.10 -0.48 20 ..



12277 19 53.9 +11 17 5.3 A2

5.29 +0.07 0.00 8 July 62
5.27 +0.05 -0.04 5 Dec 62



12283 19 54.1 +38 21 4.9 B4

4.94 -0.08 -0.56 9 July 64

4.92 -0.08 -0.53 14 June 64

4.94 -0.11 -0.50 13 June 64

4.94 -0.10 -0.55 3 July 64

4.96 -0.08 -0.54 7 " "

4.94 -0.10 -0.54
-0.04


12284 19541 +325672 BF

728 -0.06 -0.46 1879 64

730 -0.09 -0.46 20 ""

730 -0.08 -0.43 3 Aug 64

729 -0.08 -0.45



12286 19 54.3 + 52 18 4.8 A314, 2

4.92 + 0.13 + 0.05 6 Oct

12289

19 54.4 +34 57 4.09100

3.89 +1.04 +86.3A

3.91 +1.02 +0.87 6 Oct


3.88 +1.02 +0.85 7 Oct

ADD513.56 19 54.8 45 05 8.6 F8

8.52 +0.55 +0.05 22 July
8.54 +0.57 +0.04 23 "

12296 19 54.9 +36 07 6.0 B3

6.02 -0.11 -0.66 17 July 64
6.03 -0.16 -0.62 18 " " "
6.02 -0.14 -0.64 20 " " "



12298 19 55.0 +5843 5.19ms

4.95 1.60 1.93 2A

4.99 +1.56 +1.87 27 Sept
5.05 +1.55 +1.98 3 Oct

2/10

12301 19 55.1 -15- 38 5.0 A2.2


5.03 +0.07 to 15- 27 Sept 62
5.01 +0.04 0.00 21"

12302 19 55.2 +30 39 69 139

6.95 - 0.05 - 0.10 12Ry64


6.93 - 0.03 - 0.11 13 " "

6.94 - 0.03 - 0.13 14 " "



12303 19 55.2 723 572100

7.23 + 0.41 + 0.08 15 Aug 69
7.24 + 0.60 + 0.09 16 " "
7.21 + 0.60 + 0.08 1 Sept



~~12304 19 55.2 +29 41 8.2 db7~~

7.89 +0.80 +0.41 9 July 62

7.91 +0.80 +0.36 27 Aug

7.97 +0.81 +0.38 1 Sept

7.92 +0.80 +0.38

~~12305 A 19 55.2 +29 48 8.7 604~~

8.65 +0.59 -0.02 9 July 62

8.68 +0.57 -0.03 22 Aug

8.73 +0.60 -0.01 1 Sept

8.69 +0.59 -0.02

7645 (over)
VZ Size 19 58 41 +17 26 5.5 m4711

5.42 +1.645 +1.635 29 Sept 71

5.27 +1.64 +1.70 13 Oct 71

5.28 +1.62 +1.73 24 Oct 71

3.82 +1.185 27 Sept 71

3.81 +1.145 17 Oct 71

3.84 +1.14 23 Oct 71

3.87 +1.17 25 Oct 71

~~3.83 +1.20~~

5.35 4.01 1.24 9 Nov 1971

1972

5.54 +1.72 +1.74 3 Aug 72 1501

3.78 +1.35 20 Aug 72

5.04 +1.67 +1.65 21 Aug 72 1520

3.83 +1.20 31 Aug 72

5.35 +1.64 +1.76 25 Aug 72 1534

4.02 +1.235 20 Aug 72

5.28 +1.645 +1.70 27 Aug 72 1521

3.90 +1.22 18 Aug 72

5.34 +1.635 +1.75 3 Aug 72 1533

15-7043 3.83 +1.16

5.31 +1.65 +1.70 7 Aug 72 1537

15-7197 3.97 +1.16

5.42 +1.64 +1.75 17 Aug 72 1547

5.46 +1.67 +1.81 15 Aug 72 1552.98

5.40 +1.66 +1.79 15 Sep 72

5.29 +1.66 +1.88 15 Aug 72 1564.01

5.33 +1.68 +1.80 15 Aug 72 1564.96

5.32 +1.66 +1.75 15-73.96

12341 19 58.5 37 25 8.400gms
1945

VZSye

1877 6577 JES
1879 7777 JES

12311 19 55.5 414 39 5.4 B9

5.54 - 0.07 - 0.19 7 Sept
5.52 - 0.01 - 0.19 5 Oct

ADS13169 19 55.6 +4 48 8.7 65

8.64 +0.73 +0.35 22 July 63
8.65 +0.73 +0.32 23 " " "

12312 19 55.5 +40 14 5.485_m

5.44 -0.10 -0.53 1 Aug 64
5.48 -0.10 -0.54 2 " "


12315 A

19 56.3 +28 28 7.9 FLE

| | | | |
|-------------|--------------|--------------|-----------|
| 7.85 | +0.43 | -0.05 | 9 July 62 |
| 7.85 | +0.45 | -0.04 | 21 Aug |
| 7.86 | +0.44 | 0.00 | 25 Sept |
| <u>7.85</u> | <u>+0.44</u> | <u>-0.03</u> | |

17320 15 56.5 +19 21 3.7gmo
3.47 1.55 1.92 24

3.45 +1.53 +1.91 8 July 62



A-325 19 56.4 +30 5-1 5-4 BE

5.49 0.00-0.23 8 July 62



12324 19 56.8 737 58 6.3 B7

6.34 -0.00 -0.60 25 Aug 63
6.35 -0.11 -0.57 26 " "
6.33 -0.11 -0.50 1 Aug 64
6.35 -0.10 -0.51 2 " "

12352 19 58.2 +26.03 6.4110


6.57 +1.06 +1.00 10 July 62
6.64 +0.99 +1.03 5 Sept

12359 19 58.4 ÷ 22 53 6.1067 + 8.2

6.01 + 0.95 + 0.74 24 June 63
6.00 + 1.00 + 0.82 21 June

12349 14 58.8 +70 14 6.5 6-3

6-31 +0.88 +0.53 15 Aug 64
6-31 +0.87 +0.55 16 " "
6-31 +0.88 +0.54 17 " "



12370A 19 58.8 +29 41 8.0 800

7.89 +0.59 +0.11 10 July 62
7.87 +0.62 +0.12 29 Aug 62
7.87 +0.62 +0.11 3 Sep 62
7.88 +0.61 +0.11

12373 19 59.0 +27 37 4.745

1/1

4.65 +0.18 +0.16 25 nov 62
4.63 +0.21 +0.14 26 "

13256 19 59.0 +10 36 1950

AB 6.99 +0.45 +0.02 16 Aug 63 10¹
7.00 +0.44 0.00 16 " " "

12379 66821 9596 2522 1522 697%

4.48 + 1.66 7.14
7.58 + 1.65 9.23

ND

4.53 + 1.67 6.20
4.53 + 1.63 6.16

4.56 + 1.65 6.21
4.55 7.14 8.74

12.7

12381 19 596 +24 40 5.8 B

5.90 -0.15 -0.53 10 Aug

{ 5.85 -0.08 -0.56 } 8 July 62
5.84 -0.07 -0.57 }

5.86 -0.14 -0.56 10 July

5.86 -0.14 -0.54 11 July

5.86 -0.16 -0.56 11 July

5.86 -0.13 -0.54 } 12 July
5.91 -0.13 -0.57 }

12385

19

5.22
+37
+10

109

5.23
+27
3A NY

5.23 +0.40 +0.13 18 Aug
5.23 +0.36 +0.07 21 July
5.24 +24 48 5.34 150
5.20 +0.37 +0.10 24 Jun 63

{ 5.22 +0.41 +0.07 } 8 July 62
{ 5.22 +0.32 +0.15 }¹¹

36

{ 5.23 +0.35 }³⁷ 10 July
{ 5.23 +0.39 +0.10 }

{ 5.23 +0.37 +0.15 }¹³ 11 July
{ 5.23 +0.35 }³⁰ +0.12 }

5.22 +0.39 }³⁵ +0.06 }⁸ 12 July
5.22 +0.38 +0.09 }

12.387 14 59.9 +49 58 5.3g 69

5.04 1.13 1.05 3H

5.07 +1.11 +1.02 10Syz

5.14 +1.13 +1.10 1 det