

9359 14 135 +07 299.4 drc

8-72 +1.09 +1.02 13 Aug 63
8-76 +1.12 +1.06 19 Aug "

9365A

14

14.7

+67 32

Report

20

4043700

146.868

8.20 +0.73 +0.36 20 June 63

7.64 +0.66 +0.08 22 " "

7.70 +0.66 +0.09 16 July

7.68 +0.66 +0.07 23 July

7.69 +0.66 +0.08

9378 16 15.2 +71 03 78d65


7.86 70.64 +0.24 27 June
7.94 70.62 +0.20 6 Aug

9385 160 158 +31 5569 60

6.88 +0.57 +0.01 19 Aug 68
6.88 +0.57 +0.04 1 Aug 68
6.87 +57 +0.25 S = 408

+39 +53 +32 -37

$\pi = 0.24 A(20)$



9392 16 1644 +59 53 5269ms

AT Ma

5.43 +1.64 +1.62 19 Feb 66

5.35 +1.63 +1.78 31 March 60"

5.47 +1.60 +1.61 14 Apr 66 20"

5.35 +1.64 +1.82 25 Apr 66 60"

5.50 +1.61 +1.67 21 May 66 20"

9403

16 17.9 +21 15

6.1d67

~~6.06~~ +0.93 +0.62

6.03 +0.94 +0.65 / Aug 62

6.05 +0.93 +0.65 13th 64

6.04 +0.93 +0.65 14th "

6.02 +0.92 +0.64 15th "

6.04 +0.93 +0.64

9406 16 18.2 +39 50 5.5 of 0

5.45 +0.40 -0.06 16 July

5.48 +0.37 -0.12 14 June 63

5.46 +0.41 -0.05 22 " "

5.46
+0.395 -0.08 (3)

9408 16 18.3 +67 23 9.3 d60

9.17 +0.57 +0.04 21 Jun 63

~~9.21 +0.53 +0.08 - 27 June 62~~

9.24 +0.60 +0.05 7 Aug

9.21 +0.59 0.00

9.24 +0.57 -0.01

9.22 +0.57 -0.03

15 May 63 60"

14 " "

9.22 +0.58 +0.04 (5)

9409 16 18.5 73706 6.89m2

6.40 +1.53 +1.87 13 Aug 64

6.60 71.50 +1.86 14 " "

6.56 +1.52 +1.82 15 " "

~~6.57~~ +1.54 +1.87 16 Aug 64

~~6.65~~ +1.52 +1.86 15 Sept 64

6.65 +1.53 +1.79 2 " "

9413 10 18.9 +75- 52 5.0 dA8

4.95 +0.37 +0.01 27 Jun 62
4.95 +0.34 +0.03 8 Aug

9416 16 19.2 +27 29 8.7 8.05

8.53 +0.60 +0.01 27 June 62
8.56 +0.60 +0.05 9 July 62

9420

16 20.1 +31.00

47910

486 +99 +79 = 4

485 +0.95 +0.75 27 Jun 62

486 +0.97 +0.78 3 Aug

488 +0.97 +0.78 8 Aug

486 +0.96 +0.77

942014 16 20.2 +24 52 9.0 F8E

8.79 +0.56 +0.10 9 July 62

9423 14 20.5 +33 55 5-49A2

5.15 +1.62 +1.56 27 July 62

5.24 +1.57 7.51 + 1.71's

5.21 +1.60 1.91 + 1.21's

1.22 7.79 1.22

6/10/62

942-4

16 20.6 +33 49 5.3 gms


5.39 +1.53 +1.88 4A

5.43 +1.50 +1.85 6 Aug 22
5.41 +1.51 +1.42 21 Aug 20"

5.22 +1.41 +1.41 14 Apr 20"

9425 16 20.4 - 00 35 7.9 dF9

(7.51 + 0.33 + 0.13) 18 Aug 44
8.17 + 0.57 - 0.01 20 " "
8.21 + 0.57 + 0.04 1 Aug 44



9438 76 21.9 + 697 + 6.12 71 2836
— 215 5-5 71 697 + 6.12 5102

S.23 + 1.12 + 1.10 = July 62
S.27 + 1.12 + 1.12 = Aug 8 Aug

OC

AG8802


16 23.2 +55 27

+5501844

6.94 +0.55 +0.03 2 Aug 64
6.93 +0.55 +0.03 12 "d"


$M_x = +0.003$

$M_y = -0.330$



945-1 14 23.2 47 25 79 d f 8

7.98	+0.58	+0.15	17 July 44
7.98	+0.58	+0.14	18 " "
7.98	+0.59	+0.11	20 " "




945-3 16 23.3 +61 38 2.9 966

2.70 +0.92 +0.64 2 July 62
2.71 +0.90 +0.63 1 Aug

9443 14 24.2 +5115 7.3dA

7.26 +0.33 -0.06 13 2y 6 4
7.24 +0.31 -0.08 14 " 4
7.24 +0.32 -0.06 15 " "



9471 14 25.4 +21 00 8.3 dFg +84

121° 2525

S

8.49 +0.45 -

8.40 +0.40 +0.14

8.41 +0.42 +0.12

20 June 63

16 July

N

8.22 +0.60 +0.09

8.23 +0.60 +0.06

8.27 +0.58 +0.05

20 June 63

16 July

9473

16 26.0 for 47 5.5915

5.36 + 1.45 + 1.80 3 July 62
5.42 + 1.45 + 1.74 7 Aug

9482 14 24.7 + 18 31 7.0 d/12 - 36.2 6

2.04 + 0.85 + 0.45 2 A

6.97 + 0.83 + 0.40

24 months

6.96 + 0.86 + 0.44

6.99 + 1.85 + 1.83

Answers




9485
glen

76 270 741 5-9 5.0 gms

4.93 +1.48 +1.21 2 July 62
5.32 +1.47 +1.13 2 Aug

4.92 +1.50 +1.07 19 Feb 66
4.50 +1.57 +1.21 28 Apr 66
4.88 +1.48 +1.10 21 May 66
4.77 +1.58 +1.26 22 June 66




A7I0
9491 16 27.8 -07 24 6.4 A5-

4.

6.55 + 0.36 + 0.71
6.51 + 0.35 + 0.38
6.48 + 0.35 + 0.38
6.50 + 0.35 + 0.38

24 March 62
3 July 62
8 July



9493 16 28.1 +21 36 28 965

2.79 +0.93 +0.64 = July 62
2.79 +0.93 +0.62 = 3 Aug

9494 14 28.1 168 5-3 5:0 85m

493 -006 -0.10 1 Aug 62

~~9499 16 28.2 +67 09 6.7943~~

6.57 +1.58 +1.69 28 June 62
6.58 +1.41 +2.14 7 July 62
6.50 +1.57 +1.84 11

9502 14 28.4 702 06 3.8 41 m

3.79 7002 70.01 11 July 62
3.81 7003 70.03 10 Aug

9503 16 28.5 +79 04 5.5 A3

5.58 + 0.26 70.05 Bly64
5.52 + 0.20 70.03 14 "...
5.57 + 0.23 70.08 15 "...

~~6582~~
92729501

16 28.4 +20 35 5.3 g ay

5.24 +129 +122 174


5.23 +1.26 +1.25 17 July 62
5.23 +1.25 +1.13 8 Aug

9505-14 28.7 64 54 7.8 d62

7.64	+0.57	+0.10	16 Aug 64
7.68	+0.58	+0.10	11 July 62
7.72	+0.59	+0.08	8 Aug
7.71	+0.58	+0.09	13 July 64
7.69	+0.56	+0.07	14 " "
7.72	+0.58	+0.09	15 " "
7.70	+0.58	+0.08	
		+0.09	

9506 16 28.7 + 49 04 6.2 140

6.45 + 0.02 + 0.02 18 July 64
6.44 + 0.04 + 0.01 24 July 64
6.45 + 0.02 - 0.03 20 ...
6.45 + 0.03 0.02




9508 16 28.8 + 48 04 20 dF

7.00 + 0.57 70.07 60.02 R

7.02 + 0.56 + 0.08 17 July 09

7.02 + 0.59 + 0.05 18 " "

7.03 + 0.56 + 0.04 20 " "




ABS10095 16 24.2-0209 8.5 FS

-103206

8.46 +0.62 +0.13 20 Aug 63
8.39 +0.63 -0.14 23 " "

4514 16 29.6 + 33 37 67 A >

7.11 + 0.07 + 0.08 14 Myces
7.11 + 0.08 + 0.08 15 " "



95304 16 31.5 +24 59 8.8600

8.73 +0.63 +0.09 28 Jan. 62

8.68 +0.63 +0.08 3 Aug. 62


8.72 +0.61 +0.09 7 Aug. 61

8.71 +0.62 +0.09

95.33 / 4 32.2 + 42.57 7.270

7.39 + 0.33 + 0.10 13 Aug 44
7.39 + 0.28 + 0.11 14 "
7.36 + 0.32 + 0.12 15 "

7.38 + 0.31 + 0.11



953.5 / 6 32.5 + 42 32 4.2 A0

4.20 - 0.03 - 0.06 11 Aug 62
4.17 - 0.03 - 0.13 7 Aug

9536 16 32.5 +64 51 6.30 gm

9.00	+1.02	+0.72	▷ July 62
8.68	+1.12	+0.68	11 July
8.56	+1.13	+0.72	13 July