

8915 15 218 +63 31 5.8 9124

5.73 +1.32 +1.56 25 March 62

A055443

15 249 409 53 7.8 G-0

7.99 + 0.55 + 0.07 157 Aug 63


7.99 + 0.55 + 0.04 18 " "

8924 15 23.6 +19 394.3 6-0

6.29 10.61 10.20 14 Jan 63
6.26 10.63 10.20 21 " "
6.28 10.62 10.20 (2)

8927 15 240 +14 5-2 29 85

294 -0.05 -0.38 17 7964
298 -0.07 -0.34 18 ""
299 -0.07 - 31 ""



AD59645 15 25.1 + 17 48 D.D.F.F

8.07 + 0.48 + 0.02 17 Aug 63
8.08 + 0.49 + 0.02 18 " "

A059454

15 25.7 403 02

8.0 AS

8.14 + 0.28 + 0.04 #7 by 63
8.15 + 0.28 + 0.04 18 " 8 "

8935 15 25.4 -14 33 5.99125

5.69 +1.54 +1.90 3 June 64
5.69 +1.54 +1.80 5 " "
5.60 +1.52 +1.83 7 " "

89-44

15 26.1 +02 01 S.1 A5₂

(S.19 -0.05 +0.30 8 Aug 62)


S.15 +0.24 +0.07 11 Aug

S.14 +0.23 +0.08 tomorrow

8945A 15 27.0 +16 34 65-68


6.39 +0.97 +0.67 30 Jun 62
6.36 +1.03 +0.61 6 July 62

6.38 +1.00 +0.64




8944 15 26.8 +42 2764A0

648 +0.13 +0.06 ~~to~~ Ry 64
651 +0.15 +0.01 12''



8966 15 29.9 714 13 6.1 B9

6.23 -0.03 -0.14 17 July 64
6.23 -0.04 -0.14 18 " "
6.27 -0.04 -0.14 31 " "



8967 15 30.0 +41 045.0 A2m-16c

4.94 +0.09 +0.15 24 March

5.00 +0.13 +0.18 30 June

4.97 +0.11 +0.14 31 July

4.97 +0.11 +0.16

A055692 15 30.6 +19 55 8.8 FS

5970 A

+2003118

8.11 +0.48 +0.05 17 Aug 63

8.10 +0.49 +0.05 18 " "

8.10 +0.49 +0.07 19 " "

7.99 +0.48 +0.01 30 Apr 62

7.98 +0.50 +0.03 1 May

8.06 +0.49 +0.03

8474 15 31.4 -27 58 5.2914

5.24	+1.28	+1.22	3 July 64
5.14	+1.30	+1.20	5 " "
5.10	+1.30	+1.22	7 " "
<u>5.07</u>	<u>+1.30</u>	<u>+1.23</u>	9
	+1.30	+1.22	

8981 15 31.7 -09 015.2 137p

5.10 ~~0.07~~ -0.49 5 July 2
5.17 10.01 -0.61 18 July

~~8991 15 326 +25- 10 8.5 18V~~

139007

8.27	+0.50	+0.08	30 June 62
8.25	+0.52	+0.04	10 July
8.25	+0.55	-0.01	10 July

8994

15 22.9 + 7731

5.3 9124

497 + 159 + 1.90 / 20 Aug 62
4.94 + 16.57 + 1.88 22 Aug

8998 15 33.4 + 39 10 5.49M2
RWBHS

5.13 + 1.62 + 2.06 1 Aug 62
5.13 + 1.62 + 2.03 2111"

5.13

140139195

9007 15 34.1 +10 11 5.4 29 6-7

Bu II 5.24 + 95 + 67 3A

5.25 + 0.94 + 0.64 3 Aug 62

5.27 + 0.94 + 0.63 6 Aug

5.27 + 0.95 + 0.67 25 Feb 65 100"

5.26 + 0.97 + 0.67 27 " " "




W9011 15 34.2 + 67 58 6.9 dg5

7.00 + 75 + 42 16 mg 63
7.02 + 80 + 44 17 "
6.99 + 81 + 43 + 9
7.00 + 79 + 43 (3)

5013 15 34.4 +15 05 6.9 40

7.09	+0.05	+0.04	17	July
7.09	+0.05	+0.04	18	"
7.08	+0.03	+0.04	31	"



9024 15 35.6 +10 24 7.0 df 7

7.10 +50 -06 PWR

7.12 +0.52 +0.02 74 Jun 63
7.10 +0.50 -0.03 21 Dec '61

7.11 +0.51 0.00 (2)

9027/8 15 36.0 -0.8 38 6.5 d/f = 6 + 3.5 b
12'' 6.6 d/f = 6 ⊕ $\frac{R}{SB}$

5.92 + 0.50 - 0.14 24 months 42

Sum 100

9030 15 34.00 +4031
~~100~~ 5.4 965


524 + 88 + 53 65171-150

5.30 + 0.89 + 0.48 3 July 64
5.25 + 0.87 + 0.47 7 " "
5.26 + 0.90 + 0.46 9 " "

5.27 + 0.89 + 0.47

9034 15-36-4 112 25-7-1 139

7.44 -0.07 -0.36 17 July 64
2.44 -0.09 -0.33 18 " "
7.44 -0.10 - 31 " "



9035 15 36.5 - 00 09 7.6^d F9

~~7.57~~

7.57 +0.56 +0.03 14 Jun 63

7.54 +0.56 +0.03 21 " "

7.53 +0.56 +0.03 ②

9040a 15 36.9 + 25 54 8.3 60 4
28

139749

8.16 + 0.55 - 0.06 30 Apr.

8.16 + 0.54 - 0.01 1 May

8.16. + 545 - 035

9047- 15 37.3 -23 39 5.1 ag 124

1990	209		
5.06	+1.29	+1.57	B 124
5.00	+1.31	+1.47	5 "
4.96	+1.22	+1.61	7 "
4.88	+1.32	+1.49	9 "
<u>19.96</u>	<u>5.21</u>	<u>11.52</u>	

9045 15375 + 6924 51 - 5206

1445

hhd

400 497m 12
37 4/41


5.58 + 1.36 + 1.55
5.62 + 1.38 + 1.61

9062 15 39.5 +00 37 24dA7

7.29 +0.15 +0.12 17 Aug 63
7.30 +0.20 +0.18 18 " " "

9065 15 39.7 +18 37 5-8 40

5.80 10.21 +0.12 17 July 64
5.83 10.21 +0.11 18 " "
5.90 10.14 +0.13 31 " "



9065 A 15 40.2 +29 47 8.8 6.20

8.53 +0.70 (-0.89) 29 Jun 62
+0.11
8.56 +0.70 +0.05 6 July 62

9066 15 40.1 +66 00 9.2 d03

Urnung sten 8.39 +1.60 +0.21 Jun 2962

9.45 +0.64 +0.12 11 Jun
9.46 +0.64 +0.15 12 Jun
9.43 +0.64 +0.11 22 Jun

945 +0.65 +0.13

9068 15 40.3 460 09 8.4d66

~~AD 9754~~

AD 9754

8.47 40.75 40.32 29 Jun 62

8.50 40.70 40.21 30 July