

14495

73 23.8 +18 15 6.1 day

Hy

6.16	+0.46	+0.03	25 Nov 62
6.18	+0.43	-0.01	26 "
6.17	+0.44	+0.02	15 Aug 64
6.14	+0.45	+0.04	1 Sep 64
<u>6.16</u>	<u>+0.45</u>	<u>+0.02</u>	

1.1497 23 040 +19 35 64 60

6.44 +0.55 +0.03 29 July
6.48 +0.54 +0.03 18 Aug 63
6.42 + 54 -0.01 17 Aug 63
6.45 +0.54 +0.02

+0.5

14505

23 04.5

409 08

4.79 ml

218379

4.50 + 1.56 + 1.81

JM MA III

6

Oct 18 $10^2 - 4.828$

+ 53 + 2.97

118

4.641 + 1.53 + 2.02

1 Oct

14508 2304.7 +25 12 5.0 CIVO

4.77 +1.32 +1.08 6 Syz

4.79 +1.32 +1.11 10 Syz

14514 23 05.0 420 52.5-9 A5

32209

218396

6.03 40.27 -0.06 Dec 23

5.97 40.25 -0.04 Sept 28


5.92 40.24 -0.06 Oct

5.97 40.25 -0.05

Wal

145 ml 2305.5 + 49015.8 dk-5

4.57 + 0.39 - 0.04 15 Aug 64
5.63 + 0.42 - 0.03 2 Sep 64



14529 23 06.1 +0.51 5.42964

5.46 +0.90 +0.53 6.89

5.47 +0.90 +0.51 6.88

14610

23 15.4 + 48 45 5.09 m²

(PBB)

4.93 + 1.66 + 2.03 23 Sept 64

4.76 + 1.64 + 1.95 26 Nov 65

4.76 + 1.67 + 1.95 27 " "

4.77 + 1.66 + 1.97 30 " "

4.77 + 1.65 + 1.95 1 Dec 65

14613 23 15.4 +15 20 8.2 dF8

8.27 +0.56 +0.08 28 Syt

8.25 +0.58 +0.11 29.1

14424 23 16.4 + 67 50 4.9507

4.74 + 0.83 + 0.50 3 Aug 64


4.74 + 0.83 + 0.51 2 Aug 64

4.72 + 0.81 + 0.47 9 July 64

4.80 + 0.83 + 0.51 11 " "

4.78 + 0.825 + 0.80


Dis. 0.1 500.0



14625 23 16.7 4452 CoSAr

~~6.87 70.34 0.04 15 Aug 64~~

6.51 40.18 40.04 15 Aug 64



14679 23 17.2 148 21 5.49 100

5.40 +1.05 +0.80 31 Aug
5.45 +1.03 +0.78 25 Aug

1835c

146.34 23 17.5 +41 48 6.0 gmo

5.77 +1.52 +1.88 26 minus

5.75 +1.52 +1.92 27 " "

5.79 +1.50 +1.89 30 " "

5.78 +1.50 +1.90 1 dec 65

258

5.73 4.54 +0.88 1 dec 65

14636 23 17.7 -04 11 6.6 d60

219983

Oct 26 6.71 -60 +1.055

29 6.67 -59 +1.045

^{+0.15}

Oct 26 6.71 +0.50 0.00

29 6.67 +0.61 +0.025

Dec 20 6.63 +0.49 +0.01

6.67 +0.50 0.00

19638 23 178 +06 36 28d64

8.02 +0.65 +0.12 27 July 63
7.98 +0.67 +0.12 18 Aug 63
8.01 -10.68 +0.14 20 Aug 63

14641 23 17.8 +78 44 7.7 dko

7.56 +0.86 +0.40 300ct
7.53 +0.87 +0.38 5"

14645

23 18.2 +23 28 46 ASIE

Zhey

220061

4.59 +0.24 +0.04 Dec 23

4.59 +0.19 +0.13 6 Sept

4.55 +0.20 +0.13 26 "

14648 23 184 +30 OCT 181 EC 24741
OW 8.5 30 OCT 181 09 589 MO

5.62 +1.51 +1.94 7 Sept
5.66 +1.50 +1.87 24 "

SB

~~1465-1 23 18.5 +37 55 5.8 dFS~~

32510

220117

5.85 +0.44 -0.02 Dec 23


5.77 +0.45 -0.01 Sept 7

5.78 +0.47 +0.04 " 24

5.80 +0.45 0.00

14640 23 19.5 t24 2064 1-2

u.58 +0.37 +0.03 152y64



19662 23 20.0 -15 19 5.343

A0516706

5.11 +0.16 +0.03 13 Aug 63
5.19 +0.20 +0.08 24 Aug

14670 23 20.6 +12.02 5.3 g 104

: 5.14 +1.32 +1.53 5 Syt
5.11 +1.31 +1.49 28"


146-11005 28 210 +56 53

8.83 +0.36 +0.25 28 July 63
9.41 +0.52 -0.07 19 Aug 63

14674 23 21.3 + 32 15 65 dF3

6.69 + 0.43 - 0.07 15 Aug 64

6.73 + 46 - 12 *Japan*
6.70 + 0.445 - 0.95



14676 23 21.4 ~22 03 6.5 d f 2

Oct 24	6.50	-72	+1.00	+0.40 -0.04
26	6.44	-67	+1.03	+0.43 -0.04
				+0.

Dec 20	<u>6.56</u>			<u>+0.35 -0.07</u>
	6.53			+0.39 -0.06
	6.50			+0.42 -0.07
	<u>6.50</u>			+0.43 +0.02 30"
	6.50			<u>+0.42 -0.06</u>

14687 23 22.4 +32.07 5.5 AD

5.58 -0.08 -0.2C 10.54T

14689 23 22.4 +62 00 5.29M2

497 +1.64 +1.95 28847
496 +1.67 +1.92 2911

8/2/21

14690

23 23.9 +23 08

v-ney

4.38 +61 +13 F8. E J M

22065-7

4.45 +69 +08 Dec 23

19694 23 23.4 -20 55 45 915

220704 4.40 + 1.46 + 1.81 511

273

Out 24 ⁴⁵ 46.45 + 395 + 2.745

26. 4.47 + 42 + 2.71

561

4.46 ~~10.14~~ ~~11.14~~ Oct 24 445 + 1.43 + 1.80

4.

26 447 + 1.43 + 1.87

Dec 20 441 + 1.40 + 2.04

4.44 + 1.43 + 1.83

14701 23 240 -22 01 669140

220764

Oct 24 6.50 -06 +1.92

29 6.53 -08 +1.90

+1.00 +91