


14377 22 5% 7 41938 71-78

7.05 +0.49 0.00 15 Aug 68
6.89 +0.49 +0.01 1 Sep 68
6.97 +0.51 -0.03 2 " "



14380 . 22 52.0 -16 05 3.5 A2m

SA_q 8.29 +05 +06 JK

214427

23764

Oct 17 ¹⁰⁶⁻⁴² 560 -1.075 +1.15 22

23 664 -1.075 +1.17 115

24 683 -1.095 +1.16

26 703 -1.09 +1.14

18 3.27 +0.07 +0.14 3054

M380A 22 51.8 +2745 7.8 FEB-15

2.67	+0.51	+0.04	29 Aug
7.66	+0.49	10.01	25 Sept
7.70	+0.50	-0.01	7 th Oct
<hr/>			
2.68	+0.50	+0.01	

14382 22 52.1 -16 32 5.79184

216640 5.54 +1.14 +1.09 12.73 R

5.64 ~~+1.08~~ +1.11

Out 18 5.71 +0.55 +2.08

23 5.40 +0.25 +2.11

26 5.42 +0.25 +2.08

5.64
+0.35
+2.09

+1.11

+1.05

10.105
35

143854 22 52.2 +29 06 8.9 F8V

8.81-10.50 -0.01 25397

8.79+0.51 -10.06 24"

8.74+0.51 +0.03 25 200

8.78 +0.51 +0.03

14390

22 52.6 -05 15 55967

216718

Oct 24 5.81
26 6.80

12.61

-0.25	+1.55	+1.07	+53
-01	+1.52	+1.07	+49
	2.12	<u> </u>	
		+1.07	+51

14391 22 52.7 +08 33 5.0 A-0

216735

4.89 +01 00 JM

Play


Det 18

10⁶-2.497

-1.05 +1.30

14392 2252.7 +34 4960 F3
~~2303.2 -15 438.1 d13~~

5.91 +0.36 -0.03 15 Aug 64
5.77 +0.38 -0.04 15 Aug 64
5.86 +0.37 -0.07 2 " "



AG 7988 22 52.8 + 51 16.0 8.8 F2

ADS 16368

9.22 + 0.59 + 0.07 28 July 63
9.18 + 0.58 + 0.11 19 Aug 63

14394

22 53.2 - 805 8.9 d21

216777

8.02 + 44 + 12 662R

~~8.02 + 44 + 12~~

Oct 26

8.02 - 47 + 1.14

29

8.99 - 475 + 1.14

8.03 + 0.69 + 0.09 25 m v 2

7.97 + 63

+ 10

253


14403 22 542 +49 28 51013

498 +1.74 +1.89 2 July 04

5.01 +1.78 +1.95 11⁰⁰

5.09 +1.73 +1.86 13⁰⁰

5.03 +1.75 +1.90



14406

22 54.7 -05 05 6.496-6

216453

Out 23 6.40 -125 +1.68

26 6.39 -17 +1.65

+974 +65

14408

22 54.9 +8405-5.09MS

4.76 +1.40 +1.70 3007

4.75 +1.38 +1.71 5"

19411

22 55.0 +20 30 60

32003

5.53 +68 +20 JM

21704

5.48 +67 +20 Dec 23

14417

22

55.8

-01 42

42 28

6:412

~~Hy~~

6.36 + 0.36 - 0.01 com.

~~8.76 + 0.75~~

6.39 + 0.35 + 0.03 25 Nov 62

6.39 + 0.35 + 0.03 26

6.39 + 0.35 + 0.03

14418 22 56.0 + 0.9 05 b-5 dg-1

6.42 + 0.64 + 0.15 6.21

6.49 + 0.64 + 0.15 1 Aug 62

6.46 + 0.62 + 0.12 22 Aug

6.44 + 0.64 + 0.14 1 Sept

6.49 + 0.64 + 0.11 21 "

6.46 + 0.64 + 0.13

1427 22 520 +68 45 8410

8.74 +78 +42 R 102

8.80 +80 +34 29 July 63

8.71 +77 +35 17 Aug 63

8.76 +785 +37

14428

22 57.1 +29 49 8.9 65

9.41 +0.72 +0.23 22 Aug
9.43 +0.72 +0.25 5 Sept
9.40 +0.73 +0.26 27 Sept
9.41 +0.72 +0.25

14429 22 571 -440 8.0 d60

217276

Oct 26 7.81 -52 +1.09

29 7.82 -56 +1.12

+56 +05

14433 22 58.0 +5641 5.5<6.3

5.10 +1.42 +1.15 to Sept

5.13 +1.42 +1.14 24"

14440 22 58.8 -07 20 6.4 9125

Oct 18 6.38 +38 +2.675

23 6.33 +38 +2.695

26 6.29 +34 (+2.42)

+140 +1.60

14

14443 22 59.3 -04 07 7.6 dk4

32089

217580

7.51 +0.94 +2.15 2E

144449 22 59.6 +42 03 3-6-37

0 April 3.62 -0.09 -0.60 1963
3.61 -0.12 -0.56 1964

3.65 -0.09 -0.53 6 Sept

3.59 -0.10 -0.63 24 Aug 63

3.62 -0.08 -0.63 25 "

? 3.45 +0.19 -0.78 26 "

3.60 -0.13 -0.56 9 July 64

3.63 -0.13 -0.54 11 "

3.61 -0.11 -0.57 13 "

ADS14463 22 59.9 +18 20 8.465

levony*?


8.35 +1.58 +1.76 28 July 63

8.35 +1.58 +1.76 19 Aug ?

8.92 +0.55 +0.03 24 Oct 63

14455 23 00.3 +42 29 5.1A2

5.08 +0.10 +0.08 9.1 Jy 64
5.14 +0.08 +0.11 11 " Jy
5.07 +0.07 +0.12 31 " "



14455 A 2.3 00.3 +28 56 20624

8.76 +0.75 +0.29 25 Nov 62

1945-7

23 60.4 +56 50 8-6 285

8.64 +0.72 +0.28 28 Sept

8.63 +0.74 +0.29 29 "

8.67 +0.73 +0.33 29 July 43

8.67 +0.72 +0.32 23 Aug 43

8.62 +0.71 +0.29 17 Aug 43

~~8.65~~ +0.725 +0.30

0