

H075021/2

08

45

04

~~PC~~ 34

-29

34

7.57

76115

08

45

04


34

-29

34

765110

110 III



1154122

8 37.9 -46.06
8 37.3 -44.02

A 9.0-12.5 45 B

G 9.0 A # 11" 1560 km A

D 18.6 34" 2470

E 11.0 39" 1780

F 9.0 55" 2680

G 9.5 B8 71 1660


H 12.5 75" 750

I 11.5 77" 1450

K 11.5 83" 2680

L 11.2 88" 2200

95 216 " 2450
102 201 17



✓ 7 Cha 8 42 30 -78 50 5.46-0.10

53¹⁴⁶⁷ 49

-78 385

8 43 00

-78 55.5

7.38 +0.04

-78 397

8 43 30

-79 00


10.00 +0.45

9 Char

8 44 24

-78 57

6.0 +24



HR3558

8 57 45 -47 07


①

16 April 67

24" } S-1 FO III
C 11.1

12.32 + 0.72 = 10.23 18 Mar
B 12.37 (+0.74) = 10.29 5 Mar 67
12.30 + 0.72 = 10.27 16 Mar 67
12.33 + 0.72 = 10.26 ③

x



JPR 3582 8 56 00 -59 07

①


✓

4.99 -0.19 -0.72 Mar 12
4.94 -0.15 -0.75 } E = +0.6
6.94 -0.12 -0.47 } 3 mar 67
6.92 -0.12 -0.45 Mar 12

41" { 5.183
6.888

Aug 0.18

A Center 4.8 -0.17




LDS24 8 53 24 -80 12 11.0 h

122.4 h

37" South

Ball m



LDS25-8

~~9 11 21~~

9 09.2

~~41 02~~

11.4

26" 0.18



9 11 40

~~41 18~~


11.6

34068 389-58

34067 389-57

1200 ✓

[Large scribbled-out signature]



LFT 335 7 33 24 -45 72 11.3 F9

$n=0.53$

Q₁₀ Don W. W. 17 Oct 44 W10"

11.23 +0.66 +0.14 17 Oct 44 W10"

11.30 +0.62 +0.17 17 Oct 44 W10"


11.27 +0.64 +0.18 17 Oct 44 W10"

Chart

LEFT 535

L 312-5

Co-45: 3283



10.42-10.4609 05
B Mar 69

near 18 1/2 S South


12.29 + 0.63 + 0.05 15 Dec

Impurities
LTT 3356 9 04 19 -65 13.5 11.7 5

more
11.05 + 0.27 + 0.19 14 Dec
11.05 + 0.27 + 0.18 15 Dec
11.14 + 0.27 + 0.23 16 Dec
~~11.13 (+0.19) + 0.20 14 Dec~~
11.10 + 0.27 + 0.19 67 2.5

LTT 3430
69 14 52 -67 03 13.8 5
11.20 + 0.27 + 0.15 3 Mar 67
13.40 + 0.40 + 0.08 15 Dec 66
13.53 + 0.40 + 0.10 13 Mar 66

Impurities
0.31 3330



3354

10.42 + 0.66 + 0.05 3 mar 67

10.41 + 0.65 + 0.08 5 mar 67

10.40 + 0.67 + 0.05 4 mar 67

10.41 + 0.66 + 0.06


3430

13.40 + 0.40 + 0.08 15 mar

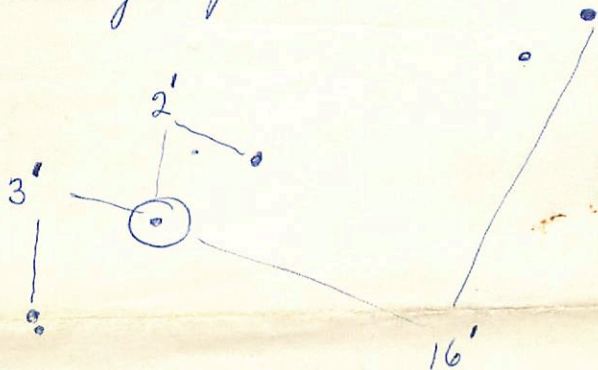
13.53 + 0.40 + 0.10 13 mar

LTT 3356

L 99-2



enlarged freehand sketch



LFT 526

7 22

~~52~~

-39

15

148 f.

Deposits

13.34

+0.54

+0.34

9.00

$\mu = 0.86$

12.71

+0.42

+0.26

8.00

no

Mary Jane

14.22 +0.68 +0.13 10.00
66

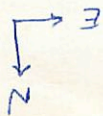
137
50





[Signature] 1365 H.33 H.10! 7 Mar 66

X X Sullivan



L 455 - 129

T 526

[Signature]

HR 3822

9 34 00

19 26

(1)

✓
52" { 6.3 A1
 { 9.7 -

6.40 +0.03 +0.03 9 max


6.40 +0.05 +0.03 } max 5

9.58 +0.60 +0.04 }

9.68 +0.58 +0.02 9 max

6.40 +0.04 +0.03 (2)


9.63 +0.54 +0.03 (2)



→ 9 25 28 -57 36 0.10
LOS 269 9 23.4 -57 18 12.7 181" 57
13.5

19597 188-55 ↓
19593 188.51 ·
↑

~~17m~~
Down




→ 9 19 25 -57 23.5
3444 9 19.0 -57 19 15.4 g-k 0.26

198-44

✓ ∴ K

110



LTT 3505 9 41 27 64 20 14.7 5

0.39

X

LTT 3576

9

42


36

-69

11.5

11.3 5

"
0.32



→ 9 41 26 -64 20.5

3565

9 41.1 -64 16 14.7 f 0.39

140-384



DS val 9 33 20 -52 23.5

10.5 - 11.0 0.72 d

✓ ✓ ✓
S
✓ ✓ ✓

25/10/2020

MM Leo 9 46 01 +13 08.5 /


EA 11.4-12.7 1.50

AN 253,155



11.66 + 0.25 + 0.14

11.35 + 0.31 + 0.08 3m of 68



HR3895

9 45 40 -45 34

66" } 5.1 B7
8.4 B9

5.07 -0.11

5.17 -0.13 -0.40

5.19 -0.11 -0.40

9.43 0.00 -0.06

9.45 ~~0.07~~ -0.02

9.44 10.01 -0.04

10 men 67

12 men

10 men 47


12 men

→ E"

5.18 -0.12 -0.40 ⊕

9.44 +0.01 -0.02 ⊕

↓
E = 103



✓

LT + 3746

10

11

32

-57

39.5

13.9

9

~~379~~

0.37

Var? (NO 1347 +0.30 +0.29 15 Dec 64

Var?

13.16 +0.65 +0.11 50⁶⁷

(13.15 +0.58 +0.169)

13.08 +0.64 +0.11

13.12 +0.64 +0.11

Shelton

November 1968

L 189-45

↑
↑