

37435

7

19 10

-14

49

8.56 + 1.45

NO

$9.22 + 1.40 + 1.61$ 15 Jan 71
 $9.21 + 1.41 + 1.56$ 15 Feb 71

$8.64 + 1.43 + 1.59$ 31 Mar 71
 $8.57 + 1.44 + 1.63$ 11 Mar 71
 $8.56 + 1.425 + 1.595$ 3 Feb 71
 $8.56 + 1.42 + 1.605$ 17 Mar 71

~~8.57 + 1.43 + 1.61~~ ③


8.59 + 1.43 + 1.60 ④

$7.75 + 5.85$ 21 Mar 71
~~7.85 + 0.61~~ 29 Mar 70
 $8.43 + 0.513$ 31 Mar 70
 $8.58 + 0.53$ 31 Mar 70
 $8.45 + 0.53$ 23 Jan 71
 $8.46 + 0.535$ 21 Mar 71

7.85 + 0.59 12 Mar 71

7.89 + 0.61 11 Mar 71


④ 7.84 + 0.60



56176 7 15 14 +26 45 6.5-6.5

W0469

5.98 +0.33 20 Jan 72
5.99 +0.32 27 Jan 72
5.98 +0.325



4806 7 14.0 +26 47 6.5 671E

56174

-6.18

6.42 +0.87 +0.51 Mumb 25-62

6.46 +0.87 +0.50 26

L77 2824

L77 526

7

22.2

-39

13

148

5:

0.86

~~13.40 +0.575 +0.315 9 Dec 66 40~~

~~12.577 +0.41 +0.22 8 " " "~~

~~14.722 +0.68 +0.12 10 " " "~~

13.66 +1.33 +1.0: 9 mar 67

13.65 +1.34 +1.07 22 AM 68

13.66 +1.34 +1.04 (2)

Chart

57496 7 20 20 14 42 8.262

8.53 + 0.67 + 0.14 14/22

8.45 + 0.20 20/22
8.49 0.20 20/22
8.47 + 0.20

37890
 7.19 +1.60 +1.45 4 Jan 73 16.87
 7.03 +1.62 +1.445 17 Jan 73 17.00
 7.12 +1.60 +1.46 16 Dec 72
 7.06 71.61 21.50 } 02 -20
 6.94 +1.615 +1.54 16 Dec 72
 7.21 16.44 +1.525 21 Jan 73

7.02 +1.59 +1.455 31 Dec 71
 6.97 +1.595 +1.45 31 Jan 72
 6.94 +1.61 +1.52 19 Jan 72
 6.98 +1.585 +1.52 21 Jan 72
 6.96 +1.61 +1.505 28 Jan 72
 6.95 +1.625 +1.545 29 Jan 72
 6.95 +1.65 +1.50 30 Jan 72

7.01 +1.61 +1.515 20 Dec 72 16.72
 7.13 +1.61 +1.48 27 Dec 72 16.74
 7.12 +1.60 +1.43 29 Dec 72 16.80

7.11 +1.58 +1.47 17 Dec 72
 7.13 +1.60 +1.485 19 Dec 72
 6.82 +1.60 +1.50 21 Dec 72
 27 7.4 ML

5.05 +1.40 23 Dec 71
 5.17 +1.42 27 Dec 71
 5.14 +1.435 29 Dec 71
 5.10 +1.43 26 Jan 72
 5.13 +1.43 27 Jan 72
 - +1.44 31 Jan 72

5.20 +1.46 24 Dec 72
 5.26 +1.48 24 Dec 72
 5.29 +1.50 5 Jan 73

6.96 +1.62 +1.45 3 Apr 73

7.09 +1.59 +1.425 11 Apr 73

7.09 +1.605 +1.425 13 Apr 73

7.07 +1.59 +1.45 20 Apr 73

6.99 +1.60 +1.39 22 Apr 73

5.44 +1.45 12 Apr 73

5.34 +1.45 21 Apr 73

58644 7 24 88 -9 03 8.105

$$8.24 - 0.02 = 0.67 \quad 28 \text{ Dec } 71$$

$$8.24 - 0.04 = 0.67 \quad 31 \text{ Dec } 71$$


$$8.26 - 0.03 = 0.67$$

58902 7 25 44 -13 20 10.00

9.72 +0.135 -0.93 28 Dec 71
9.75 +0.11 -0.84 31 Dec 71
9.74 +0.12 -0.89

58882 7 25 38 -12 10 8.389

7.92 0.00 -0.23 28 Dec 71
7.93 -0.01 -0.255 31 Dec 71
7.92 -0.005 -0.24



LFT 526 7 22 52 -89 15 148 5. 0.86

1368 + 133 + 1.0

~~13.59~~ ~~+0.26~~ ~~17.115~~ ~~1468~~

13.68 4.41 +0.575 27 " " 9

13.85 9.95 +0.64 15 2869 10

13.96 +0.605

±0.7 ±0.3


13.04 +0.635 3 Jan 71

12.78 +0.66 30 Dec 70

12.72 +0.57 31 Dec 70

12.75 +0.645

+0.62



5862544 7 24 32 -11 57 8.489

8.42 +0.035 -0.075 28 Dec 71
8.43 +0.025 -0.10 31 Dec 71
8.42 +0.03 -0.085

58605
586056


7 24 26 -10 40 8.289
9.11 -0.01 -0.14 31 Dec 71
9.09 +0.005 -0.13 28 Dec 71
~~8.005~~

9.10 0.00 -0.135

58881 (cont)

8.66 +2.15 12.80 12mar72 1378
8.68 +2.15 +2.71 4mar72 1381
8.75 +2.18 - 20Apr72 1428

385.95 8.64 7.15 +96 ~~424.92~~ 8.61 +2.18 +2.80
386.54 8.72 7.15 +97 ~~425.91~~ 8.63 +2.15 +2.85
387.54 8.70 7.14 +101 1455 8.65 +2.12 - 17May72
389.98 8.67 7.14 +100 1460 8.63 +2.10 - 22May72
390.54 8.69 7.21 +102 442.89 8.64 +2.15 +2.91
442.89 8.66 7.14 +97 442.90 8.66 +2.15 +2.93





208

58881 7 25 38 -11 40 905

1314 8.86 +1.575 +2.81 28 Dec 71
 1317 8.66 +2.15 - 31 Dec 71
 1320 8.59 +2.155 - 3 Jan 72
 1326 8.68 +2.155 +2.67 19 Jan 72
 1329 8.68 +2.155 +2.72 21 Jan 72
 1345 8.76 +2.18 - 28 Jan 72
 1346 8.76 +2.19 - 29 Jan 72
 1347 8.74 +2.24 - 30 Jan 72
 1349 8.77 +2.215 - 1 Feb 72

7.21 +1.03 1 Dec 71
 7.16 +1.055 23 Dec 71
 7.16 +1.00 27 Dec 71
~~7.18 +1.03~~
 7.08 +1.065 20 Jan 72
 7.11 +1.04 24 Jan 72
 7.14 +1.02 27 Jan 72
 (7.15) +1.05 31 Jan 72
 7.13 +1.02 3 Nov 72
 7.17 +1.015 22 Apr 72






2855 7 25 42 -23 01 548130

5.63 -0.13 -0.99 11 Apr 23

5.61 -0.11 -1.015 13 Apr 23

5.62 -0.12 -1.00



54731 7 29 32 -10 14 9.5 40

9.69 +0.01 +0.04 23mV69

near HMO

Nov 4 Mon

J4692 7 29 20 -9 13 7.7 A0

8.06 +0.03 +0.13 23 m ✓

LDS 144 7 26 21 -36 21 136 +0.4
14.0 0.0 532

12.53 +0.78 +0.21 2470070

13.22 +0.40 +0.47 2470070

6.66 +1.08 +0.78 25 Jan 70 0643
5.68 +0.92 +0.615 10 Mar 70 0656
5.72 +0.94 +0.605 11 Mar 70 0657
N Mon - Count
5.85 +0.98 +0.64 3 Apr 70 0658
5.89 +0.98 +0.585 6 Apr 70 0658
6.589 +1.11 +0.83 17 Nov 69 547

6.82 +1.09 +0.79 21 Nov 547

7.06 +1.06 +0.75 23 Nov 549

5.96 +0.89 +0.60 3 Dec 559

5.66 +1.00 +0.74 15 Dec 771

5.86 +1.10 +0.89 27 Dec 588

5.99 +1.10 +0.87 30 Dec

6.18 +1.08 +0.79 4 Jan 70

5.50 +1.07 +0.91 31 Jan 70

5.89 +1.25 +1.16 9 Feb 70

5.40 +0.295 4 Mar 70
5.41 +0.31 7 Apr 70
5.74 +0.29 12 " "

5.36 +0.43 8 Nov 69

6.17 +0.595 20 Nov

5.30 +0.265 7 Dec

5.12 +0.325 20 Dec

5.22 +0.37 25 "

5.67 +0.36 3 Jan 70

5.43 +0.37 10 Jan 70

5.55 +0.395 13 Feb 70

5.91 +0.405 27 Feb

5.65 +0.33 1 Mar
5.31 13 Mar


W Mon (Cont)

5.85 +0.50 +0.64 3 Apr 70
 5.89 +0.88 +0.585 6 Apr 70
 5.98 +0.885 +0.565 11 Apr 70
 5.71 +1.045 +0.73 28 Apr
 5.74 +1.105 +0.94 2 May 70
 6.60 +1.13 +0.71 28 May 70

 6.84 +1.04 +0.59 19 Jun 72
 6.77 +0.995 +0.605 21 Jun 72
 6.68 +1.11 +0.66 28 Jun 72
 6.63 +1.19 +0.72 29 Jun 72
 6.64^{6.63} +1.19^{1.21} +0.74^{0.80} 30 Jun, 1 Feb 72

5.40 +2.95 4 Apr
 5.41 +0.31 7 "
 5.74 +0.29 12 "
 5.27 +0.325 1 May
 5.44 +0.345 11 May
 6.10 +0.42 27 May
 6.04 +0.365 29 May

 6.13 +0.485 20 Jun 72
 6.60 +0.51 24 Jun 72
 6.00 +0.505 29 Jun 72
 (5.94) +0.52 31 Jun 72



Y Mon 7 29 11 -9 43 6.8-8.5

Return 92.2^d

26 Apr 69	5.37	+0.31	247	6.00	+1.20	+1.14	1476	69
15 Apr 68	5.67	+0.37	337	5.74	+0.92	+0.50	25	Apr
3 Apr 69	5.74	+0.395	336	5.77	+0.90	+0.58	24	Apr
28 "	5.37	+0.285	347	5.96	+1.085	+0.70	5	May
29 "	5.35	+0.31						
30 "	5.38	+0.31						
4 May	5.34	+0.32						

✓

59764 9 30 18 +12 43 6.6 6.8

29/2/22 6.52 +1.005 +0.69

~~6.51 6.07 +0.335 +0.56~~


6.51 6.10 +0.36 (5)

59567 7 28 44 -11 58 9.7 A0

9.73 +0.16 +0.13 27 June 69

59566 7 28 44 -11 44 10.0 A0

9.80 +0.13 +0.17 27 June 69



92

~~465.54~~ 465.54 +17

472.85 708 +1075 +0.605
477.85 282 +1045 +0.625

468.87 6.84 +0.63
469.87 6.78 +0.59
473.87 6.65 +0.52
10.35 PM

7 Mon (cont)

8.55 PM

6.66 +0.585 3 Mon 72
6.14 +0.47 22 Apr 72
6.33 +0.565 6:40 PM
6.53 +0.575 8:30 PM
21 May 72

19 Mar 72
9:25 PM
4 Mar 72
8:30 PM
24 Apr 72


~~472.85~~ 9.6 +10.85

1378 7.51 +1.01 +0.55
1381 7.12 +1.07 +0.57
1428 6.79 +1.06 +0.515

885.95 6.74 6.11 +0.49
86.94 6.67 6.05 +0.49
87.94 6.62 5.99 +0.51
89.56 6.58 5.93 +0.50

440.90 6.62 5.73 +0.39 | 442.40 6.63 +1.17 +0.82
445.89 6.68 5.78 +0.32 | 444.92 6.65 +1.19 +0.83

90.94 6.54 5.92 +0.52 1157 201 +1.24 +0.84 6:45 PM 17 May 72
424.93 6.85 +1.08 +0.67 7.19 +1.20 +0.70 6:45 PM 20 May 72
425.92 6.87 +1.08 +0.61



1472978 B 7 28 17 -413 14 3.24117 IV

8.59 +0.225 31 Dec 70

8.76 +0.14 11 May 70

8.82 +0.18 29 May 70

~~8.89 +0.14~~

12-5-87.5-21

8.76

V " 8m 22.7

8.81 +0.71 +0.19

8.80 +0.70 +0.19 24 Nov 70


8.75
8.76
8.77

8.75 +0.225 29 Nov 70

8.60 +0.225 31 Dec 70

8.67
8.68
8.69

8.67 +0.225



Near S 6 mi

60355 7 82 48 +12 22 7.4 B5

7.39 -0.045 -0.16 29 Dec 70

7.39 -0.03 -0.16 2 Jan 71

7.39 -0.035 -0.14

60502 7 83 30 +5 22 7.3 B5

7.20 -0.035 -0.115 2 Dec 70

7.21 -0.045 -0.10 2 Jan 71

7.20 -0.04 -0.11

Near S Cm

54803 7 30 24 +6 55 9.7 A0

8.81 +0.045 +0.055 24 Dec 70

60000 7 31 12 +10 39 8.7 B5

8.86 +0.015 -0.035 24 Dec 70

8.91 +0.005 -0.045 2 Jan 71


8.88 +0.01 -0.04

60109 7 31 42 + 9 15 8.5 A0

8.63 -0.01 -0.095 24 Dec 70

8.68 -0.005 -0.09 2 Jan 71

8.68 -0.01 -0.09



(Sum)

140 R9

59643

7 30 02 +24 35

8.2 0.6

7.80 +2.24

1314	8.00	+2.015	+1.915	28 Jan 71
1317	7.99	+2.03	+1.75	31 Jan 71
1336	8.12	+2.04	+1.99	19 Jan 72
1338	7.92	+2.06	-	21 Jan 72
1345	7.88	+2.05	-	28 Jan 72
1346	7.99	+2.035	-	29 Jan 72
1347	7.97	+2.05	-	30 Jan 72
1349	7.96	+2.06	+2.23	1 Feb 72

6.90 +0.80 23 Jan 71
 6.87 +0.79 27 Jan 71
6.88 +0.78 9/5

~~8.03 +0.465 +10.71~~

1575
8.02 +2.075 +2.155 27 Dec 72
7.98 +2.08 +2.235 28 Dec 72 ✓
7.90 +2.075 +2.13 4 Jan 73
7.94 +2.11 — 17 Jan 73
7.89 +2.08 +2.26 21 Jan 73
7.94 +2.025 +2.20 19 Feb 73

6.87 +0.80 5 Jan 73
6.75 +0.80 22 Jan 73
6.95 +0.815 20 Feb 73

Pass Out II

60197 7 30 53 -29 34 8.0 MS-

check

7.77 +1.69 +1.90 2 Jan 72

7.76 +1.69 +1.89 17 Jan 73

7.72 +1.69 +1.97 21 Jan 73

7.73 +1.69 +1.92

6.71 +0.66 24 Jan 72

4.83 +0.65 Jan 73

6.78 +0.655

LFT 534 7 33 28 -10 19 11.5 63

R390

0.6 > 1410.

10.82 +0.255 3 Jan 71

10.76 (+0.265) 30 Dec 70

10.90 (+0.295) 31 Dec 70

10.82 +0.26

11.06 +0.66 -0.05^{24 Jan 71}

11.07 +0.68 -0.07^{20 Dec 70}

11.06 +0.67 -0.06

Sep

-4503283

7


33

24

-45

~~64~~

10.47 + 61



60298

9

33 00

+25

02

7.260

7.18 +0.21 2nd 21

7.16 +0.22 20 21

7.17
+0.215

3 20071 4.82 3.65 +94 2120071 498 369 498 A12.ept 8+82
 18 " 4.88 3.68 +96 22 " " 487369+98

NQ Pay 7 32 25 -14 27.5 4.88-5.17

950	4.95	+1.50	+0.02	29 Dec 70	951	3.56	+1.00	30 Dec 70
954	4.95	+1.43	+0.08	2 Jan 71	952	3.61	+0.97	31 Dec 70
967	4.90	+1.37	-0.20	15 Jan 71	958	3.64	+0.98	3 Jan 71
956	4.50	+1.39	0.00	15 Feb 71	975	3.47	+0.975	22 Jan 71
1022	4.91	+1.43	+0.10	11 Mar 71	1004	3.51	+0.98	21 Feb 71
1014	4.97	+1.39	+0.125	7 Apr 71	1023	3.60	+0.98	12 Mar 71
					1036	3.59	+0.975	25 Mar 71

4.94	+1.455	+0.25	332274
4.93	+1.448	+0.20	182274
4.93	+1.465	+0.165	322274
4.95	+1.477	+0.30	622274
4.93	+1.475	+0.205	822274
4.95	+1.485	+0.225	192274
4.93	+1.475	+0.255	262274
4.94	+1.477	+0.275	282274

904.15 8.28 7.46 +0.62
906.10 8.32 7.47 +0.65

9010? 500

AIC mi) 34 09 +00 19 8.7-10.6 C

(800)

8.12	+1.645	+1.90	30 Oct 70	7.41	+0.6430 Oct 70
8.10	+1.665	+1.97	1 Nov 70	7.51	+0.6453 Nov 70
8.34	+1.62	+1.86	29 Dec 70	7.51	+0.633 Jan 71
8.33	+1.665	+1.90	1 Jan 71	7.40	+0.63523 Jan 71
8.34	+1.675	+1.895	8 Jan 71	7.23	+0.54521 Jan 71
8.41	+1.65	+2.04	15 Jan 71	7.35	+0.62512 Jan 71
8.23	+1.625	+1.88	15 Jan 71	7.52	+0.6525 Jan 71
8.39	+1.58	+1.91	24 Mar 71	7.59	+0.678 Apr 71
8.50	+1.555	+1.73	7 Apr 71	7.70	+0.68514 Apr 71


8.50 8.49) 11.55 7 Apr 71 11.55 7 Apr 71 11.55 7 Apr 71 11.55 7 Apr 71

8.57 + 1.44 + 1.58 = 11.59

W Vol

2.75-8 10.9 - 11.8
37 48 - 64 28.5 → 17.7M


10.51 + 0.15 28.64



2948/9 7 87 85 -26 44 45-05 } 104
94 4.136 }

South 4.55 -0.20 -0.64 13 Apr 20

Koda 477 -0.025 -0.415 13 Apr 20



00000000

61332

7 35 55

-40

07.1 7.5162

7.07 +1.22 +1.045 17 Jan 73
 7.05 +1.22 +1.025 21 Jan 73
7.06 +1.22 +1.08

6.53 +0.44 18 Jan 73
 6.50 +0.45 24 Jan 73
 6.49 +0.44 5 Jan 73
~~6.50 +0.45~~
 6.51 +0.44 (3)

L 745-46 7 38 45 -17 19 12.98 +0.24-0.6

~~12.85 +0.06 18 Nov 68~~

~~12.28 +0.205 18 Dec 68~~


12.85 +0.06 18 Nov 68

(13.30 +0.06 27 Dec 68)

(13.08 -0.03 29 " ")

13.15 +0.04 30 Dec 68

13.83 +0.05 (4)



67659

7 38 48

-12 01 8.109

7.98 -0.11 -0.43 28 Dec 71
7.94 -0.09 -0.49 31 Dec 71
7.94 -0.10 -0.46


62726

7 43 36

-11 41

8.108


8.10 -0.04 -0.42 28 Dec 71
8.15 -0.08 -0.425 31 Dec 71
8.12 -0.06 -0.42



L185-53 7 40.8 -57 02 1950⁰
 7 39.8 -56 55 1900 15.70.074 336

BPM 18615 → 7 41.16 -57 06 1550 15.7-0.35
 7 41.16 -57 06 1550 15.7-0.35

15.06 -0.16 -0.79 25 Apr 68
15.22 -0.13 -0.89 12 May 75
15.14 -0.145 -0.84



00563.5 40.0
7.41 00 -14.59 64 25

6.60 +0.88 +0.46 14 Apr 64 100"

6.45 6.04 +0.27 15 Apr 64 100"

62165

7 40 51 -11 17 8.9 89

8.80 +0.05 -0.22

~~8.84~~ 28 Dec 71 8.78 +0.07 -0.21

31 Dec 71 8.93 +0.035 -0.23


62049

7 40 18 -5 25 9.1 89

9.28 +0.02 -0.05 28 Dec 71

9.25 +0.06 -0.09 31 Dec 71

9.26 +0.04 -0.07



AD56315

7 41 28

-16 59 6.4 175

96

1 min 70 ← 6.13

6.19

6.26

6.30

+0.305

+0.305

+0.295

+0.24

6.27 +0.30

~~8.22~~ 6.86 + 775 + 365

14 " " 6.56 + 79 + 38

3.22 6.9 6.55 + 805 + 0.39

16 2.1 6.9 6.56 + 0.795 + 0.385

17 " " "

orbit

266/56


Nov 2993

6.2640 7 42 43 -28 21 8.5 69

8.12 -0.11 -0.55 92670

8.03 -0.16 -0.60 2526

8.08 -0.135 -0.575



Room 4553

62500 7 41 43 -28

24 10.5 BS

10.16 +0.015 -0.46 25 Apr 70

→ 9.52 -0.04 -0.46 10 Mar 70

10.22 -0.01 -0.56 11 Mar

→ 10.89 +0.10 +0.10 3 Apr 70


10.14 +0.01 -0.55 6 Apr 70

10.17 -0.015 -0.55 11 Apr 70

10.14 0.00 -0.525 3 May 70

10.16 0.00 -0.525 (5)

10.17 0.00 -0.525



Nov 2 1993

62440 ✓ 7 41 34 -28 41.4 9009


8.33 +0.04 -0.24 4/11/70

8.36 +0.01 -0.22 8/11/70

8.37 +0.03 -0.19 9/28/70

8.33 +0.02 -0.21 25/28

8.38 ~~+0.02~~ -0.215
+0.025



62850

7

42 04

-59

13.5

21 62

$\sqrt{10}$


7.19 + 64 + (15.5) C

7.29 + 0.35 + 0.075 31 Dec 71

6.96 + 0.205 ^{23 Dec} 71

$\frac{7.04}{7.00}$ + 0.21 27 Dec 71

+ 0.21




6/24/62

62644 7 42 02 -45 06 805+0.77

$$\begin{array}{r}
 5.04 \quad +0.78 \quad +0.32 \quad 976 \\
 \hline
 5.03 \quad +0.75 \quad +0.32 \quad 2550 \\
 \hline
 5.04 \quad +0.77 \quad +0.32
 \end{array}$$

$$\begin{array}{r}
 (4.45 \quad +0.33 \quad 272170) \\
 442 \quad +0.325 \quad 107170
 \end{array}$$
~~$$\begin{array}{r}
 472 \quad +0.28 \quad 1351
 \end{array}$$~~

$$\begin{array}{r}
 455 \quad +0.30 \quad 111170 \\
 \hline
 447 \quad +0.32
 \end{array}$$




62429 7 41 37 -29 26 10.0 B9

9.44 +0.03 +0.04 357670

-1.85

Nov 2993



3009/10 7 44 20 -14 34/6.80 A0
17" (6.06 A0)

6.50 +0.35 +0.015 3den77
6.54 +0.32 +0.02 23 nov 74
6.60 +0.335 +0.01

6.68 +0.06 +0.065 3den77
6.09 +0.04 +0.08 23 nov 74
6.08 +0.05 +0.07

62549


7 42 54 -4 58 79 G-1

2.69 + 0.62 (+0.5) ✓

2.68 + 0.60 + 0.07 2.55 ✓

7.44 + 0.20 ^{23.44} 7.1

7.56 7.56 + 0.212744 ✓
7.52 7.52 + 0.205



6-17 553

7

45.4

top

08

15.2 am

0.78 1530

6112-50

13.48 + 1.69 + 1.53 17 may 72

13.26 + 1.68 + 1.09 4 June

+ 2.65 - 7.49 - 0.20

11.73 1474 22 Aug 72

11.60 + 1.41 - 1.80 22

11.66 + 1.43

11.29

11.05

9.34

9.77

0.864+

7.800*

49.400*

0.000*

8.000*

0.265*

-0.744*

-0.260*

0.872

0.000

-2.278

0.746

-29.205

-2.921

-0.625

-25.912

-0.544

0.232

-4.829

G-91-11

W1424


11.47 + 1.52 + 105

7 46 46 + 20

26 13-7+2

(12)

1.73



1710 63685

745 57 61 22 742 755

6.72 +0.32 12 mo 70
6.82 +0.31 1 mm 70
~~6.77 +0.315~~

7.10	+0.24	26 Jan 69
7.26	+0.26	
7.18	+0.25	

7.41 +0.74 +0.32 ⁶⁴ 232 Nov

7.40 +0.76 +0.30 3 Dec

7.41 +0.75 +0.31

Sample #

Wardley 5243

6

05

71

05-

41

76

7521

10.11 +1.23 +1.20 92674

10.10 +1.20 +1.16 11274

10.10 +1.215 +1.18

9.38 70.475 52434

63783

7

48

22

-18

56

8.55

Bar Constant

263

7.91 +1.74 +2.00 28 Dec 71

7.93 +1.72 +1.99 31 Dec 71

7.92 +1.735 +1.94 3 Jan 72

7.96 +1.735 +2.01 19 Jan 72

7.95 +1.70 +2.02 21 Jan 72

7.93 +1.725 +1.99 (5)

7.97 +1.755 +1.94 28 Jan 72

7.93 +1.77 - 29 Jan 72

7.93 +1.795 +2.01 30 Jan 72

7.96 +1.75 +2.05 1 Mar 72

6.80 +0.90 1 Dec 71

6.69 +0.85 23 Dec 71

6.77 +0.885 27 Dec 71

6.68 +0.92 29 Dec 71

6.69 +0.89 20 Jan 72

6.73 +0.89

20 Dec 72

7.97 +1.74 +1.985



63637

7 47 34

-30

11

25 65

$$7.54 + 0.65 + 0.12 \text{ BS}$$

$$\frac{7.57}{\underline{+0.65}} + 0.095 \text{ C}$$

$$\frac{7.53}{\underline{+0.65}} + 0.10$$

$$7.27 + 0.23 \text{ }^{2262}$$

$$7.33 + 0.24 \text{ }^{276271}$$

$$\frac{7.20}{\underline{+0.235}}$$

(over)

Mem
w/170

63363 7 45 48 -41 37 8.2140

8.80 +0.206 +0.09 21 Oct 71

62804 7 43 00 -41 47 8.9 89

8.85 +0.045 -0.13 21 Oct 71

8.90 +0.01 -0.14 31 Dec 71

8.88 +0.03 -0.145

» 46 06 -41 26 6.97 132

yes
~~63364~~

6.92 -0.15 -0.93 21 Oct 71

6.69 -0.175 -0.645 31 Dec 71

6.95 -0.16 -0.935

63208

7 45

30' 23

59 665 RB

6.55 -0.08 -0.67 216471

6.60 -0.10 -0.68 318471

6.58 -0.09 -0.675

64259

7 51 02 -13 47 1M57

6.60 + 1.12 - C

6.61 + 1.10 + 0.965 3 Jan 72

Total 7.11 + 0.965


~~5.12 4.54~~

~~6.06 + 0.41 25 Jan 71~~

MS

19 Jan 72

6.60 6.14 + 0.415 (4)



64314

7

50

40

-39

59


8.3

+49

$$8.26 + 0.50 - 0.06 \quad \overset{15\%}{\text{Lg}}$$

$$8.28 + 0.49 - 0.02 \quad \overset{27\%}{\text{Lg}}$$

$$8.27 + 0.45 - 0.04 \quad \text{Lg}$$




17.3 hr 0.41 130°

LFT 2966 7 50 42 -47 07

13.55 +0.98 +0.55 21 Jan 72

12.56 +0.425 87 Jan 72



64542

7 52 22 -19 26 8.7 B9

$$9.00 + 0.005 - 0.145 \quad 28 \text{ Dec } 71$$

$$8.99 - 0.015 - 0.16 \quad 31 \text{ Dec } 71$$

$$\hline 9.00 - 0.005 - 0.15$$

64378

7 51 33 -18 08 10.1 B9

$$9.64 + 0.05 - 0.21 \quad 28 \text{ Dec } 71$$

$$9.66 + 0.005 - 0.225 \quad 31 \text{ Dec } 71$$

$$\hline 9.65 + 0.03 - 0.215$$


64334 > 51 22 -17 21 56 R5

$$\begin{array}{r} 9.70 + 0.045 - 0.015 \quad 28 \text{ Dec } 71 \\ 9.74 + 0.005 - 0.075 \quad 31 \text{ Dec } 71 \\ \hline 9.72 + 0.025 - 0.045 \end{array}$$

64263 > 51 05 -17 57 8-3 R9

$$\begin{array}{r} 8.28 + 0.055 + 0.015 \quad 28 \text{ Dec } 71 \\ 8.30 + 0.045 - 0.015 \\ 8.29 + 0.05 - 0.00 \\ \hline 51 22 -15 42 \quad 29 \text{ R5} \end{array}$$

64336 > 8.26 - 0.05 - 0.52 28 Dec 71
8.27 - 0.07 - 0.51 31 Dec 71
 $\frac{8.26}{-0.06} - 0.515$




64794 7 57 00 -14 03 7.5 09

7.34 -0.075 -0.485 28 00 71
7.36 -0.105 -0.52 31 00 71
7.35 -0.09 -0.50

64452 7 52 34 -9 09 8.3 09

8.80 -0.045 -0.235 28 00 71
8.80 -0.065 -0.245 31 00 71
8.80 -0.055 -0.24



L97-12

07

52

55

67

11

1407 +0.66-05

13.64 1/14

13501 235

13.64 1/14

13.65

13.65

±0.6

10.16

10.11¹⁶

10.17²⁴

~~10.16~~


±0.15

±0.017

29 Dec 68

19 Nov 68

18 Nov 68



✓ SR only

64040

7

52 00

+30

42

8.32+61

+0.28 color

8.17 +0.285 12A77

!


from 1.2.28
+0.28

3114 7 55 59 -43 25 5.4 B3

5.35 -0.20 -0.74 11 Apr 73

5.38 -0.17 -0.70 18 Apr 73.

5.35 -0.185 -0.72



B 20° SW

-0004 -027
-0016 -0245

mm 2516

65152

7c

53

35

0200
0230

-60

31

7.3 S

715 12.09 -
516

82424

719 11.55 + 12.09
516

6024 + 5814

719

11.55 - 12.09

92624

722

11.55 + 12.13

142624

5.80 + 0.89 102624

5.86 + 0.89 105024

5.87 + 0.92 72624

4.5.8

03.04

828

779

88

788

639

639


B 12.18 + 0.12 - 0.01 115274



LTT 2982 7 52.9 -29 12 14.9 k 0.59

601-78

12.96 +1.68 +1.37 24 Dec 1968



1378 7.68 +1.74 +1.89 1 Mar 72
1391 7.64 +1.74 +2.06 4 Mar 72

64332

7 51 85

-11 33 8.15

1315 7.56 +1.72 +1.88 20 Apr 72

1314 7.66 +1.70 +1.86 28 Dec 71

1317 7.63 +1.73 +1.84 31 Dec 71

1320 7.57 +1.73 +1.84 3 Jan 72

1384 7.62 +1.73 +1.88 16 Jan 72

1396 7.62 +1.68 +1.87 21 Jan 72

7.62 +1.715 +1.86 (5)

1345 7.62 +1.74 +1.84 28 Jan 72

1346 7.59 +1.78 - 29 Jan 72

1347 7.59 +1.78 +1.89 30 Jan 72

over

654

1257 6.09 +1.18 1 Dec 71

1304 6.03 +1.19 23 Dec 71

1313 6.10 +1.21 27 Dec 71

1315 6.06 +1.20 29 Dec 71

1337 6.05 +1.20 5 20 Jan 72

6.07 +1.195 (5)

6.13 +1.21 3 Mar 72

385.96 7.60 6.12 1.15

86.95 7.61 6.10 1.13

87.95 7.60 6.15 1.16

89.96 7.64 6.11 1.15

90.95 7.55 6.12 1.16

422494 7.52 +173 +1.94

2.85 +1.64 +1.80 17 Aug 72

425.93 7.51 +1.74 +1.61

7.74 +170 +1.81 22 Aug 72

440.92 7.72 6.17 +1.17

442.92 7.70 +1.67 +1.84

445.91 7.78 6.19 +1.22


445.93 7.76 +1.67 +1.84

P = -5.1
200W

65486 7 5-6 36 -25 31 105 8.3

$$\begin{array}{r} 8.50 + 0.985 + 0.80 + 0.80 + 0 \\ 8.48 + 0.945 + 0.805 + 0.805 + 0 \\ \hline 8.49 + 0.99 + 0.805 \end{array}$$


$$\begin{array}{r} 7.50 + 0.395 + 0 \\ 7.42 + 0.34 + 0 \\ 7.88 + 0.385 + 0 \\ 7.55 + 0.365 + 0 \\ \hline 7.91 + 0.375 \end{array}$$



AD65277 07 56 14 -00 44 798 +1.04


7.44 +0.42 21 Nov 68
7.46 +0.415 ~~30 Nov 68~~

7.45 +0.415




3116 7 56 20 - 44 01 5.1 B3

5.12 -0.17 -0.68 11 Apr 73
5.10 -0.15 -0.69 13 Apr 73
5.11 -0.16 -0.685



HD66020 7 58 47 -39 56 9.62 +1.23

8.81	+0.61	17 Mar 70	3 Dec 69	9.71	+1.29	+1.25
9.02	+0.58	18 Dec 69	15 Dec 69	9.64	+1.29	+1.20
9.09	+0.585	27 Dec		9.68	+1.24	+1.25
<hr/>						
8.97	+0.59					



66291

8

00

36

-28

51

84

105

8.46 + 1.31 + 1.065

17 Jan 23

8.47 + 1.33 + 1.12

21 Jan 23

8.46 + 1.32 + 1.09

7.90 + 0.45 + 0.22

7.89 + 0.45 + 0.44

7.66 + 0.455 + 0.22

7.90 + 0.45

65723

7 57 32 -34 56

7.00 +98 +69 385

7.00 +98 C


7.01 +98 +70

6.52 +0.37 ⁷⁷ 12mm

6.50 +0.39 ²³⁰⁰⁰ 71

6.54 +0.39 ²³⁰⁰⁰ 71

6.52 +0.38



dn 2533?

W018-07 8 08 54 -29 27

10.85 +2.42 - 21 Jan 73
 10.95 +2.34 - 19 Feb 73
 11.06 +2.44 - 31 Mar 73
 11.03 +2.50 - 3 Apr 73

~~10.28 +2.22 - 5 Jan 73~~
 (9.21 +1.05 - 22 Jan 73)
 9.31 +1.02 - 21 Feb 73
 9.45 +1.05 - 1 Apr 73

Ln 2500'

W018-05	8	04.24	-29	52.5		
13.28	+4.30	-	4 Jan 73	10.97	-1.26	5 Jan 73
13.37	+3.50	-	21 Jan 73	10.17	+1.27	28 Jan 73
13.07	+4.10	-	19 24 73	(11.17	(+1.33)	20 26 73
13.08	+4.11		3 Apr 73	11.14	+1.25	1 Apr 73