

(but)

81522

9

25


56

58

24

28 up

7.77 + 1.71 + 1805 31 Nov 74



31747

4 57 06 +14 30 8.0 B4

7.59	+0.05	-0.27	24 Jan 72
<u>7.63</u>	<u>+0.025</u>	<u>-0.265</u>	30 Jan 72
7.61	+0.035	-0.27	

31373

4 54 08 +15 00 5.78 -0.13 -0.47 30 Jan 72


(5.65) -0.09 -0.46 02.

5.78 -0.11 -0.44 29 Jan 72

5.78 -0.11 -0.46 (3)

6.63

9.2





H032008

04 58 16 - 10 19 5.40 + 0.78

5.15 + 0.27 19 Nov 68

5.03 + 0.285 21 "


5.12 + 0.285 18 Dec 68

5.10  
+ 0.28

5.39 + 0.805 + 0.33 <sup>69</sup> 23 Oct

5.38 + 0.795 + 0.34 6 Nov

5.38 + 0.80 + 0.335



Pa 12?

32712      05 00 87      -58 30      8.5112

$$\begin{array}{r} 8.52 + 1.195 \\ 8.49 + 1.195 \\ \hline 8.50 \end{array} \quad \begin{array}{r} + 0.915 \\ + 0.915 \\ \hline + 0.92 \end{array} \quad \begin{array}{r} + 0.915 \\ + 0.915 \\ \hline + 0.92 \end{array} \quad \begin{array}{r} + 0.915 \\ + 0.915 \\ \hline + 0.92 \end{array}$$

$$\begin{array}{r} 8.08 + 0.395 \\ 8.08 + 0.395 \\ \hline 8.08 + 0.395 \end{array}$$

(over)

Plai 4 57 29 +08 06 11

12.04 +436 - 24 Oct 71

11.24 +454 - 22 Dec 71

11.33 +432 - 28 Dec 71

11.02 +421 - 31 Dec 71

10.56 +420 - 3 Jan 72

10.50 +404 - 14 Jan 72

10.35 +393 - 21 Jan 72

10.19 +387 - 28 Jan 72

10.14 +380 - 29 Jan 72

9.68 +431 23 Oct 71

8.88 +4235 11 Oct 71

(8.58) +418 23 Oct 71

9.24 +4116 27 Oct 71

9.15 +4145 29 Oct 71

8.73 +405 28 Jan 72

8.69 +4059 27 Jan 72

(8.60) +40531 Jan 72

365.54 964 8.31 +0.975

367.98 9.58 8.31 +0.97

364.55 9.60 8.30 +0.965

424.87 9.33 2.52 H.85

425.87 9.44 2.06 1.72

9.35 +2.76 - 17 Mar 72

8.21 +0.83 3 Mar 72

W Ori

5 03 51

401 08.5

W  
5.9-7.74in

5.95 +3.45 - 29 Dec 70

5.99 +3.62 - 15 Jan 71

6.04 +3.60 - 15 Feb 71

5.88 +3.58 - 11 Mar 71

5.85 +3.56 - 26 Mar 71

5.88 • +3.60 - 7 Apr 71

4.15 +1.025 30 Dec 70

4.19 +1.025 31 Dec 70

4.24 +1.03 31 Jan 71

4.20 +1.032 31 Jan 71

4.14 +1.04 21 Feb 71

4.21 +1.035 12 Mar 71

4.24 +1.00 25 Mar 71

4.15 +1.00 8 Apr 71



12.2-12.3

G.P. Ori

05 01 06

+15 17

s .

o

9.39 +2.88 - 28 Jan 71

9.21 +2.84 - 31 Jan 71

9.20 +2.88 - 3 Jan 72

9.19 +2.96 - 19 Jan 72

9.17 +3.00 - 21 Jan 72

9.27 +2.97 - 29 Jan 72

9.28 +3.01 - 30 Jan 72

9.28 +3.06 = 29 Jan 72

12.06 +1.32 24 Jan 72

7.05 +1.31 30 Jan 71

6.48 +1.34 20 Jan 72

7.15 +1.30 27 Jan 72

(7.18) +1.33 31 Jan 72

7.30 +1.38 3 Jan 72



3017 5 02.8 401 017 5.90

Wchi

+465 +145 +07 Dec 24 5.81 +3.47 - 27 Dec 65  
+445 +145 +08 Dec 26 5.84 +3.45 - 30 Dec 65  
5.89 +3.46 - 1 Dec 65  
5.75 +3.47 - 23 Dec 65  
5.70 +3.30 - 30 Dec 65  
5.54 +3.17 - 19 Feb 66  
5.59 +3.24 - 20 " "  
5.85 +3.26 - 27 Mar 66

5.91 3.80 +1.41 4 Dec

6.07 4.32 +1.44 3 Dec

G-85-40 = 683-53 5- 01.6 + 15 46 0.61 1790 15.6 + 1

-44 Run 388 5- 06.3 + 15 24 0.61 1700 13.4 + 2

(R-I)

14.14 +0.435 27 Dec 68  
14.04 +0.455 7 Dec 69

14.73 4.10 +0.46


14.73 +1.18 +0.70 25 Dec 68  
14.80 +1.12 +0.64 31 Jan 70

14.96 11.30 +1.15 +0.62 20 Nov 69  
11.26 +1.02 27 Dec 68  
11.28 +1.04

12.52 +1.51 +1.07 25 Dec 68

12.43 +1.49 +0.92 ① 200<sup>9</sup>  
12.48 +1.50 +1.00

1.7  
1.1  
0.6  
0.1



W Oil (Cont)

6.14 +3.90 - 20 Oct 71

6.11 +3.90 - 24 Oct 71

5.75 +3.41 - 20 Dec 71 ✓

5.84 +3.405 - 27 Dec 72

234

4.28 +1.06 18 Oct 71

4.31 +1.075 23 Oct 71

(4.18) +1.045 22 Dec 72

4.05 +1.045 24 Dec 71

1972

06

408 103

3.20

1.35

2.35

268487

5

03

30

no

-70

06

F 9.7

Eastern

AC

12.71 +0.44 +0.00

Q 648

✓ 12 11

+056 31.5' 12

System

33474

05 06 15 -59 05


9.45 +0.43 -0.04 15 Nov 69

9.38 +0.45 -0.11 05

9.40 +0.44 -0.02 27 Nov 69

9.42 +0.435 -0.023





157  
252  
251

104 Tam

5

05

41

+18

36


4.90

101E

272

415

4.68 +0.23 127m71



New Data

32901 05 04 01 21 25 8.8 100

$$\begin{array}{r} 8.40 + 1.27 + 1.055 + 1.0172 \\ 8.36 + 1.25 + 1.115 + 296.02 \\ \hline 8.38 + 1.26 + 1.085 \end{array}$$

$$\begin{array}{r} 7.85 + 0.45 + 246.22 \\ 7.85 + 0.46 + 300.22 \\ \hline 7.85 + 0.455 \end{array}$$

33021 5 06 00 +9 26 6.16 Gr

75

S. 57

+0.22 27 Jan 72

S. 57


+0.24 5 31 Jan 72

S. 57

+0.21 19 Jan 72

S. 57

+0.22 5



33066 5 06 26 +7 51.5 6.79 110

4.70 +0.975 +0.73 152671 6.17 +0.345 23/2671  
6.12 +0.345 212671





LTT 2175 5 06 00 -23 14

13.71 +0.63 -0.02

12.70

+0.255

7 Dec 69

12.71

+0.265

18 Dec 1968

12.93 +0.68 -0.05 34 Dec 68

~~13.22~~  
~~13.23~~  
~~13.23~~

+0.28

19 "

13.01 +0.64 -0.10 25 " 68

~~12.27~~


+0.265

12.93 +0.68 -0.09 4 Dec 68

12.75

12.95 +0.67 -0.08

12.75 +0.265



LFT391 5 07 02 -18 11 12.1 m

1.49

dv

8.96 +1.55 19 Dec 68  
8.98 (+1.235) 26 Jan 69  
8.92 +1.16 15 Feb 69  

---


8.95 +1.16

? ? ?

10.30 +1.52 +1.04 <sup>4</sup> legs

659

15.7.0334  
6.74



33403

5

07

34

-41

14

67

62

6.75 + 0.65 + 0.14 105

$\frac{6.75}{6.77} + 0.64 + 0.11 \quad 3 \text{ Jan } 71$

6.77 + 0.645 + 0.125

6.71 NRS 6.45 + 0.23 (3)


17 Dec 71

NRS

18 Dec 71

NRS

20 Jan 72



LFT 393 507 27 -53 05 134M2 1.16

11.51 +0.73 20 Mar 69


11.58 +0.715 19 Dec 68

~~11.47 +0.68 20 Jun 69~~

~~+0.50~~

11.54 +0.725

12.33 +1.39 +1.04 #42069





241596

5

11 06

+15

43

50403

Belum ga

+150869

9.36 + 0.435

12 Mar 71

9.42 + 0.40


25 Mar 71

9.39 + 0.415

(2.3)

53  
8 55

401



~~11/10/77~~


11/10/77 \*

P-I

-4401905 5 10 12 -44 58 784+0.77

93  
364

7.74	+0.79	21 Nov 68
<del>8.00</del>	<del>+0.81</del>	<del>20 Dec 68</del>
7.66	+0.825	20 Dec 69
7.69	+0.835	3 Jan 70
7.74	+0.845	4 Apr 70
7.79	+0.805	7 " "



34297

5 08 00 -77 86 73 <sup>var</sup> +066

244200919

7.39 + 0.655 + 0.02

6.93 + 0.22 215671

244201016

7.30 + 0.64 + 0.055

6

244202313

7.35 + 0.685 + 0.025

4034328  
LFT 399

-5901024

5 12.2 -59 42 9.7 00

9.43 + 0.49 + 0.25  
9.45 + 0.49 - 0.28

232.4 dmp per

9.43 ~~10.17~~ 30 Dec 68  
9.40 ~~10.18~~ 26 Jan 69  
9.42 ~~10.175~~

26

9


9.24

9.24

9.24

9.24

1.03



3403 / 5 13 22 +20 01 ~~27~~ 2760

7.73 +0.66 +0.225 318n71


7.52 - 0.2553 1n71  
7.52 + 0.2129 1n71  
7.50 - 0.215 1n71  
7.51 - 0.215





HD 33982 5 11.06 -41 42 252100

7.45 +1.12 +101 152671 6.63 +0.88 23 Jan 71



34554

5

15

50

81

19

7.46 + 45

$$7.46 + 0.46 - 0.10 \quad \begin{matrix} 15 \text{ Dec} \\ 69 \end{matrix}$$

$$7.46 + 0.47 - 0.07 \quad \begin{matrix} 27 \text{ Dec} \\ 69 \end{matrix}$$

$$\underline{7.46} + 0.46 - 0.085$$

406

5 16.8 - 72

18

13.6

0.83355<sup>4</sup>

+111

11.70 +1.40 +0.61 1 Nov 70

10.56

+0.975

29 Oct 70


10.60

+0.95

31 Oct 70

10.58

10.96



34735

5-

17

40

-22

14

8.85

own

1766

8.37

+1.80

27 Dec 71 1308

7.07 +0.94 Nov 71

8.35

+1.76

31 Dec 71 1317

6.89 +0.90 22 Dec 71

9.33

+1.77

3 Jan 72 1320

7.02 +0.93 27 Dec 71

8.36

1.11

1.93

7.04 +0.945

8.40

+1.725

19 Jan 72 1336

8.31

+1.765

21 Jan 72 1338

8.38

+1.745

28 Jan 72 1345

8.41

+1.745

30 Jan 72 1346

8.44 +1.76 +1.93 12 Feb 72  
8.36 +1.73 +1.905 1 Mar 72  
8.36 +1.70 +1.93 4 Mar 72

385.51 8.38 7.13 +0.51

386.52 8.42 7.14 +0.93

387.52 8.39 7.11 +0.94

389.52 8.39 7.12 +0.51

390.52 8.36 7.13 +0.87

422.59 8.31 1.74 1.92 442.87 8.36 +1.70 +1.89

25.16 8.31 1.75 1.50 443.87 8.39 +1.74 +1.87


440.86 8.45 7.14



35067 5 20 30 +3 32 7.7 ml

7.44 +1.62 +2.025 314271  
7.40 +1.62 +2.015 314272  
7.42 +1.62 +2.02

6.35 +0.825 242271  
6.24 +0.83 302271  
6.29 +0.83



Plan T cont

34931 5 18 19 -32 08 9.4 89

9.71 -0.09 -0.13 24 Nov 70  
9.74 -0.09 -0.17 24 Dec 70  
9.72 -0.09 -0.15


<sup>40</sup>  
35/65 6.05-0.20-0.68 eye

34677 5 16 39 33 28 8.0 85

7.87 -0.08 -0.175 24 Nov 70  
7.91 -0.09 -0.21 24 Dec 70  
7.89 -0.085 -0.19

786 -0.07 -0.22 eye →

7.88 -0.08 -0.20 8



LF7408

5

18

12

-78

18

13.6 am

1.12

(10.94

10.72

10.95

+1.05

+1.12

+1.08

16.7869

15.2869

11.91 +1.485 +1.20 30Cent70

$$\begin{array}{r} 1753 \quad 5 \quad 16 \quad 12 \quad -18 \quad 32 \quad 6.17 \quad 70 \\ \hline 6.36 \end{array}$$

54


South 40.14

$$\begin{array}{r} 6.38 \quad -0.14 \quad -0.575 \quad 232074 \\ 6.36 \quad -0.125 \quad -0.575 \quad 14074 \\ \hline 6.39 \quad -0.13 \quad -0.575 \end{array}$$

North

$$\begin{array}{r} 6.57 \quad -0.11 \quad -0.44 \quad 232074 \\ 6.57 \quad -0.125 \quad -0.435 \quad 14074 \\ \hline 6.55 \quad -0.115 \quad -0.435 \end{array}$$

89



Parker 0521 - 36

14.68	+0.805	-0.36	22 May 71
A 14.38	+0.71	-	5 71
5	21	-36	

26 Mar 71		
14.63	+83	-26
A 14.36	+76	-

(14.80 +0.76 -0.27 15 Feb 71)  
 14.31 +0.78 -

14.72 +0.81 -0.45 15 Jan 71  
 14.33 +0.77 A

14.33	+0.39	16 Feb 69
13.90	+0.41	31 Oct 70
13.99	+0.31	27 Nov 70
14.43	+0.49	3 Jan 71
14.24	+0.56	23 Oct 71

14.74 +0.76 -  
 A 14.38 +0.76 -  
 14 May 71

5 Jan 71 } 14.70 +0.71 -0.305  
 A 14.33 +0.745

2 Jan 71 } 14.80 +0.73 -0.23  
 14.50 +0.75 A



4 Mar 72  
1474 + 775 - 265  
A 1435 + 775 -

21 Jan { 1490 + 0.83 - 0.275  
13.8 + 0.76

Photo 0521-36

29 Sept 71 14.92<sup>6</sup> 10.78 - } 14.82 + 0.73 - 0.32<sup>24</sup> out  
A 14.23<sup>3</sup> 10.77 - } 14.38 10.745 - 571

20 Oct 71 14.78 + 0.84 - 0.31 } 22 Jan { 1484 + 0.84 - 0.36  
14.33 + 0.75 - } 71 { 14.34 + 0.76 -

21 Oct 14.79 + 0.84 - 0.27 } 19 Jan { 14.88 + 0.82 - 0.41  
14.33 + 0.78 } 72 { 14.39 + 0.71 -



0h 0521-30


Net

10 Dec 74 13.58 +0.59  
22 Dec 74 13.54 +0.425

(AI)

1981 +0.815

<sup>19 Jan</sup> -0.335



H 10 36003 5 26 50 - 3 31 2.62 + 1.09

6.99 + 0.415 26 Jan 69  
7.10 + 0.42 15 Feb 69  
7.05 + 0.42

7.02 + 0.43 1X

~~41036425~~ ~~5~~ ~~2721~~ ~~10026~~ 4.99 + 80

Ba II?

35450 5 26 13 -25 22 90 100

$$\begin{array}{r} 9.61 + 1.135 + 0.74 \quad 2.9874 \\ \hline 9.56 + 1.114 + 0.74 \quad 8.2774 \\ \hline 9.58 + 1.13 + 0.76 \end{array}$$

$$\begin{array}{r} 9.17 + 0.385 \quad 3.1820 \\ \hline 9.12 + 0.375 \quad 10.2674 \\ \hline 9.14 + 0.39 \end{array}$$

B<sub>2</sub>H<sub>6</sub>:

-270 2233      5    21    50    -27    26    8.7 122

$$\begin{array}{r} 9.07 \\ 8.99 \\ \hline 9.03 \end{array}$$

$$\begin{array}{r} +1.155 \\ 71.185 \\ \hline 71.17 \end{array}$$

$$\begin{array}{r} 70.965 \\ 70.985 \\ \hline 70.975 \end{array}$$

$$\begin{array}{r} 2.28774 \\ 2.28771 \end{array}$$

$$8.600 + 0.385 = 31.0773$$

$$\begin{array}{r} 9.56 \\ 9.58 \\ \hline 9.58 \end{array}$$

$$+ 0.410 = 3 \text{ Jun } 77$$

$$+ 0.39$$





2 Jan 71	14.64	+0.73	-0.23	UP	21 Oct 72	14.67	+0.66	-0.47
8 Jan 71	14.71	+0.74	-0.305		29 Oct 72	14.18	+0.66	-0.47
15 Jan	14.73	+0.81	-0.45		(14.27	+0.76		
18 Feb	14.83	+0.76	-0.27		20 Oct	14.77	+0.84	-0.31
26 Mar	14.61	+0.83	-0.26		21 "	14.80	+0.84	-0.27
14 May	14.95	+0.76	-		24 "	14.83	+0.73	-0.32
22 Feb	14.64	+0.805	-0.36		22 Dec	14.84	+0.84	-0.36
					19 Jan 72	14.83	+0.82	-0.41
					21 Jan	14.96	+0.83	-0.275
					30 Jan	15.11	+0.88	-
					4 Mar	14.79	+0.775	-0.265
					20 Apr	14.67	+0.765	-
					20 May 72	14.90		

21 Oct 72	14.67	-	-		
24 "	14.15	+0.66	-0.47		
Nov 7 72	14.51	+0.64	-0.33	Free	14.34 +0.74 +0.32
2 Dec 72	14.84	+0.78	-0.29		14.33 +0.74 - (A)
27 Dec 72	14.98	+0.73	-0.20		14.30 +0.74
28 Dec 72	14.77	+0.76	-0.38		14.33 +0.75 - (A)
4 Jan 73	15.01	+0.86	-0.07		14.36 +0.70 - (A)
19 Feb 73	14.57	+0.67	-0.29		
31 Mar 73	14.32	+0.62	-0.48		14.32 +0.78 (A)
22 Apr 73	14.64	+0.715	-0.315		

114Tm 5 26 08 +21 55 483 B3D

350° 11.7<sup>m</sup> 39''


190° 11.2<sup>m</sup> 60''

280° 12.4<sup>m</sup> 75''

B 12.42 +0.575 70.365 70.74

C 11.56 +0.78 +0.285 70.74

D 13.23 +0.28 -0.075 70.74



G-99-8/9


5	26	17	+00	10.5	13.28 + 10.2 + 16
					17.83 + 120 + 1.19

-8

12.67	+0.44	21 nov 68
12.88	+0.40	17 dec
<u>12.78</u>	<u>+0.42</u>	

-9

13.68	+0.49	21 nov 68
13.91	+0.46	17 dec
<u>13.80</u>	<u>+0.475</u>	



Sta 12  
644-8/9  
Sta 11


43" sup.  
25.5  
+ 00 09 0.32 72  
15.7 + 2  
145 + 1

5 25.5 + 00 09 0.29 77  
25.4 + 00 08 0.29 78  
28 77

13.24 + 1.04 + 0.48 26 nov 67  
13.24 + 0.99 + 0.48 28 "  
13.28 + 1.015 + 0.48

14.83 + 1.20 + 1.19 28 nov 67





940?

W Men 5 26 18 -71 12 13.5 - 16.0

no A

(14.60 ≡ +0.21 +0.26 6 nov 69)  
 (14.79 +0.06 +0.31 4 dec)

13.76 +0.035 7 Dec 69

13.58 +0.23 3 Jan 70

13.67 +0.15


13.92 +0.44 -0.20 15 Dec 69

13.86 +0.46 -0.28 4 Jan 70

13.81 +0.48 -0.23 31 Jan 70

13.88 +0.44 -0.20 9 Feb 70

13.91 +0.44 -0.215 26 Feb 70



6772282

5

270

-2955-

1239

"  
0.45 200

Ad/F4

11.69 +0.48 -0.25 9.92 40'

11.68 +0.48 -0.24 10.92 60

11.68 +0.48 -0.245.

Mean 14.62 +0.37 +0.08

1.23

G94-10 5 26 40 +2 58.5-14.6 +3

12.92 +163 +0.985 27674

11.52 +1.04 12.56

11.45 +1.67 13.12

11.45 +1.055

1926-27

36 283 5 24 32 +18 46

+186?

$8.67 + 0.67 + 0.12 R$   
 $8.74 + 0.70 + 0.105 264$   

---

 $8.69 + 0.685 + 0.11$

$8.39 + 0.24 + 270 + 70$   
 $8.40 + 0.235 + 296 + 70$   

---

 $8.40 + 0.24$





36553

5 29 21 -47 06 5.563

$$5.45 + 62 - C$$

$$\frac{5.48}{5.46} + 0.61 + 0.17$$

$$\frac{5.46}{5.46} + 0.615 + 0.17$$

3 Jan 71

$$5.24 + 0.1730 \text{ km}^2$$

$$\text{NRS } 5.47 \quad 5.29$$

NRS

NRS


$$+ 1.85 \text{ km}^2 \text{ Dec 71}$$

$$+ 0.118 \quad 19 \text{ Jan 75}$$

$$\frac{5.23}{5.23}$$

$$5.23$$

20 Jan 74



AD36435

05

27

21

-6.0

26

6.99

180

6.78

+0.245

20 nov 64

7.01 +0.75 +0.22<sup>17</sup>

6.70

+0.25

19 nov 68

7.02 +0.77 +0.30<sup>69</sup>

~~6.56~~

~~+0.27~~

~~21~~

7.02 +0.76 +0.26<sup>70</sup>


6.63

+0.26

6.58 +0.26 +0.31 Cape

6.74

+0.25



480678 CFB +0007 -0.132

Section 1114

274939 5 82 81 47 57 9.46

9.46 +0.77 +0.07 82874  
 9.46 +0.75 +0.06 112174  
9.46 +0.76 +0.065

9.10 +0.345 102674  
 9.17 +0.33 124774  
9.14 +0.335

9.50 215 845 -496 (17)

506 124 ~~1425~~  
 9.46

34519

5

29

12

-43

36

77103

7.73 + 1.46 - N<sub>2</sub>H<sub>4</sub>

7.83 + 1.44 + 1.5831027

<sup>2</sup>  
~~5.275~~

~~7.03~~ + 0.58 N<sub>2</sub>H<sub>4</sub>

7.05 + 0.56271027

~~7.04~~ + 0.578291027

7.02 + 0.575



37212 (cont)

7.76 + 2.24 - 92174

6.41 + 0.97 52174

6.44 + 0.83 132174

6.32 + 0.85 162174






37212 5 84 84 -25 45 Na 7.9

Ula?

7.62 +2.21 - 20 Oct 71  
7.62 -12.23 - 24 Oct 71  
7.76 +2.25 - 22 Dec 71  
7.88 +2.17 - 31 Dec 71  
7.92 +2.21 - 15 Jan 72  
7.56 +2.14 - 1 Mar 72  
7.68 +2.20 - 20 Mar 72  
7.69 +2.23 - 27 Mar 72  
7.55 +2.30 - 9 May 73

6.35 +0.875 Nov 71  
6.33 +0.86 23 Oct 71  
6.45 +0.86 Nov 71  
~~(6.50) +0.90 23 Oct 71~~  
6.55 +0.83 27 Dec 71  
6.46 +0.90 29 Dec 71  
6.42 +0.87 30 Dec 71  
6.39 +0.855 24 Dec 72  
6.42 +0.82 6 Jan 74




H2037456 05 35 28 -62 50 9.32 +1.12

9.39 +1.08 +1.00 17<sup>mm</sup>  
9.33 +1.10 +1.10 21<sup>mm</sup> 64

19<sup>mm</sup> 68 9.36 +1.09 +1.05  
26<sup>mm</sup> 69 9.32 +1.13 +1.09

8.77  
8.86  
8.82

~~10.42~~  
10.44  
10.43



Alum P.I

(A)

-18°393

5

35

10

-6.8

48

11.7 MO

9.15

9.06

9.10

+0.555 262m75

+0.575 302m75

+0.565



Pers. Bal II

04

35488

5

43 06

-41

08

8.2 102

8.57 + 1.39

8.58

+ 1.40

+ 1.46

2.00 72

17 Jan 73

8.58  
8.58 51.11 + 1.45

+ 1.45

2.00 72

7.97

+ 0.50

248A  
72

7.96

+ 0.515 Jan 73


7.96

10.505



1570 Revs

Pho 0537-44	05	38	00	-44	04
→ 13.76	+0.47	-0.565	20 Apr 72	1438	
14.78	+0.45	-0.615	20 May 72	1454	244
15.47	+0.445	-0.555	29 Sep 71		1224
15.067	+0.455	-0.52	20 Oct 71		1245
15.0605	+0.46	-0.56	21 Oct 71		1246
14.85 <sup>90</sup>	+0.46	-0.51	24 Oct 71		1249
13.86	+0.455	-0.515	22 Dec 71		1308
14.28	+0.47	-0.545	19 Jan 72		1336
14.10	+0.42	-0.615	21 Jan 72		1338
14.25	+0.47	-0.60	30 Jan 72		1347
14.06	+0.46	-0.61	4 Mar 72		1341



37655

5 37 07 -42 59 74 60

7.42 + 61 (+005) C

7.51 + 595 + 0.02 31 Dec 71

7.23 + 0.21 N Dec

7.32 + 0.21 <sup>27 Dec 71</sup> 71

7.28 + 0.21



38989 5 46 32 -41 36 6.8 MS

6.84 +1.595 +1.76 19 Dec 72

6.80 +1.56 - 115 17 C

6.84 +1.565 +1.72 3 Jan 72

6.81 +1.60 +1.75 20 Dec 72

6.82 +1.61 +1.82 4 Jan 73

6.81 +1.615 +1.70 17 Jan 73

6.75 NRS 5.57 +1.145 17 Dec 71


6.75- NRS 5.58 +1.17 18 Dec 71

6.67 NRS 5.52 +1.155 19 Jan 72

5.38 +1.10 5 Jan 73

5.42 +1.07 31 Dec 73

Not  
Van



G-44-33      5    46    21    +8    22    15.4 +3 1.24


1424 +1.415 - 27674

13.32 +0.7112244  
1324 +0.7213244  
1330 +0.715

38940 5 46 10 -45 40 7.40 +49

$$\begin{array}{r} 7.39 + 0.49 + 0.02^{15 \text{ Dec}} \\ \hline 7.42 + 0.49 + 0.07^{49} \quad 27 \text{ Dec} \\ \hline 7.41 + 0.49 + 0.04 \end{array}$$





190970

5

47

23

+9

53

90100

$$8.87 + 1.205 + 1.255 \overset{31 \text{ dec}}{71}$$

$$8.35 + 0.425 \text{ (New)}$$

$$8.37 + 0.415 \text{ (New)}$$

$$\overline{8.86} + 0.42$$

$$8.43 + 0.39 \text{ (New)}$$

$$\overline{8.40} + 0.40 \text{ (New)}$$

7.96

7.40

8.4



39901 5 46 82 -8 20 8.07/20

827 +0.855 +0.56 152671



Coast

38989

S

46 32

-41

36

68ms

6.77 +1.665

+1.77

9 mar 74

5.45

+1.065 13ms<sup>74</sup>


6.78 +1.615

+1.73

14 mar 74

5.38

+1.095 16ms<sup>74</sup>



2035

5

50

01

-20

52

3.85


GF

3.30 + 0.395 24 Dec 77

3.24 + 0.405 John

3.30 + 0.40





LTT 2402

5

52

37

-14

24

11.38,

0.43

11.45 +0.525 -0.17 24 Nov 70




35094

5 49 08 +14 02 6.8 120

---

3 Jan 72 6.54 +105 +0.82

6.62 NRS 6.10 +0.44 (2) 18 Dec 71  
NRS 19 Jan 72



March 22

Ballou

C\*

5 52 37 401 06

11.23 +1.95 - 8 26 74  
11.23 +1.94 - 11 24 74  
11.12 +2.00 - 9 March  
11.24 +1.65 - 1 27 March

(10.15 +0.745 10 24 74

(9.51)

10.04 +1.17 12 24 74


10.54 +0.89 6 March

9.54 +1.12 13 March

9.44 +1.17 16 March

---

9.50 +1.15



699-44 5 53 30 -04 08 14.52 +106 +0.81

14.15<sup>0</sup> +0.34<sup>1435</sup> Dec 29 25

14.16<sup>0</sup> +0.235 - 28 Dec 68 36

14.18<sup>9</sup> +0.35 19 Nov 68 36

14.18<sup>9</sup> +0.31 19 Dec 68 64

~~14.12<sup>9</sup> +0.17 29~~ 20


14.15 +0.29

+0.02 ±0.07 r.m.e.

1345

EG 45 dice  
0.148 length





39962


05

52 55

42 14

756 + 39

$$\begin{array}{r} 7.94 + 0.385 - 0.06 \text{ }^{15} \text{ Dec} \\ \hline 7.96 + 0.40 - 0.0127 \text{ }^{69} \\ \hline 7.95 + 0.39 - 0.035 \end{array}$$




AD40151 5 54 50 -22 51 6.0 d'10

5.49 +0.37 30 Dec 68  
5.53 +0.39 26 Jan 69  
5.51 +0.38

5.95 +1.10 line

5.97 +1.10 +0.55<sup>15</sup> line  
69



699-47 5 54 37 105 23 14.12 + 0.62 - 0.12


9

13.95  
13.68  
13.86  
13.83

+0.265 19 Nov 68 1  
+0.20 21 " 25  
+0.30 18 Dec 25  
+0.25  
±0.04 rms

0025

25  $\sqrt{1070}$   
10 425  
25  $\sqrt{16700}$   
71



94-47


5 5-3.8 7 5 22 1.07 20894.571

14.05	+0.585	-0.17	2	Sandy	28 Nov 67
14.14	+0.63	-0.16	1,	200	3 Dec 67
13.97	+0.61	-0.07			
14.15	+0.62	-0.08			
<u>14.06</u>	<u>+0.615</u>	<u>-0.06</u>			

14.12 ~~+0.62~~ -0.12 - ③

14.08 14.04 -0.11 ④





HR 2,114

5 56.1

-53

26

56" { 27.4 NO

26 { 13.0, 0.25

26 { 6.4 NO

6.44 +1.48

cup

6.48 +1.49 +1.80  
6.44 +1.47 +1.81  
6.46 +1.48 +1.805

7.51 +1.09 +0.99  
7.49 +1.08 +0.99  
7.50 +1.085 +0.99

12.29 +1.08 +0.84  
12.44 +1.08 +0.78  
12.35 +1.08 +0.81

30 Jan 65  
31 " 5.54 + 0.67 = 6.21

20" { 5.52  
5.56  
5.54

22 Nov  
+0.075 74  
+0.675 10 Nov  
+0.67 21 Nov

30 Jan 65  
31 " "


6.99  
6.40  
6.48

22 Nov 74  
+0.375 22 Nov 74  
+0.41 21 Dec 74  
+0.40

30 Jan 65  
31 " "

11.85  
11.99  
11.92

22 Nov 74  
+0.425 22 Nov 74  
+0.39 10 Dec 74  
+0.405



41452 6 02 52 -35 08 8.8 N2 102 IV

---


8.81 + 1.14 (2.23) C

8.89 + 1.12 + 1.12 3.12 71

8.39 + 0.40 2.79 71

8.32 + 0.41 2.73 71

8.36 + 0.405



+103.5


70460      5    58    08      +27    16    7.5 120 17

6.61    +1.065    +0.74    2320V  
74

6.15    +0.375    2220V  
74

6.19    +0.385    2220V  
74

6.17    +0.38



17 Sup

6 03 39

276<sup>d</sup> A+M  
-16 29 492

4.99 +0.18 +0.20 31 Jan 70

5.01 +0.21 +0.19 25 Jan 70

4.95 +0.19 +0.18 10 Mar 70

4.96 +0.205 +0.165 11 Mar "

(4.85) +0.21 +0.145 3 Apr 70

4.95 +0.21 +0.25 6 Apr 70

5.00 +0.195 +0.145 11 Apr 70

4.99 +0.21 +0.155 25 "

4.99 +0.555 10 Feb 70

4.60 +0.55 13 Feb 70

4.64 +0.56 27 Feb

4.55 +0.545 12 Mar

4.54 +0.56 4 Apr 70

4.60 +0.55 7 Apr

4.59 +0.54 12 "

4.59 +0.55 1 May

4.59 +0.56 3 June 70

7.21  
7.75  
2.44



17 Sep cont.

4.96 +0.20 to 17 24 Dec 70  
4.95 +0.22 +0.19 15 Jan 71

R<sub>K</sub>

4.54

+0.55

4.16<sup>69</sup>

+0.75

3.41

1.67

1.74

R<sub>K</sub>

R-J<sub>K</sub>

R<sub>J</sub>

(R-I)<sub>J</sub>

I<sub>J</sub>

K

I-K

1.62

4.48 +0.56 30 Dec 70

4.49 +0.57 31 Dec 70

4.48 +5.63

4.10

3.55

4.12

3.32

1.79

16.75

16.75

16.75

16.75

16.75

I<sub>J</sub>

3.40

1.67

1.79

1.79

1.79

1.79

1.79

1.79

1.79

1.79

1.79

Pro Ba II

72 / 595

42537      4    07    20    -52    32    8.8Ma

8.91 +1.85  
 8.92 +1.87  
 8.92 +1.86

+1.97  
+1.91  
 +1.94


2 Dec 72  
 17 Jan 73

7.98 +0.69 24 Mar  
 8.03 +0.67 8 Jan 73  
8.00 +0.68

41667 6 03 57 -33 60

8.53 +1.01 +0.56 Alenankh

$$\begin{array}{r} 8.27 \\ \hline 8.17 \\ \hline 8.22 \end{array} \quad \begin{array}{r} +0.43 \\ +0.41 \\ \hline +0.42 \end{array} \quad \begin{array}{r} 23 \text{ Dec} \\ 71 \\ 27 \text{ Dec } 71 \end{array}$$



+180 1100 +13  
+17

41788

6 06 19

+18 25 8.165

P=180  
+28

+58 B (3)  
+75.8 @  

---

7.71 +0.98 +0.505 1000Y

7.66 +0.96 +0.53

7.63 +0.435 +0.57

7.67 +0.95 -0.49 2300

7.67 +0.96 +0.57

7.65 + 0.93

+0.385 82 1000Y

+0.24 13 2000

+0.365 31 2000

7.55  

---

+0.38

36

+0.19 - 0.48 2000  
-1  

---

-2

8.4.4.

+0.16  
+0.19 - 0.48  

---

+0.104

41788.000\*

6.000\*

5.000\*

18.000\*

25.000\*

0.019\*

-0.048\*

7.000\*

251.189

75.800

-0.050

0.979

61.789

-0.237

-0.202

-74.941

-0.033

-0.015

-9.460

3933 6 11.3 +0.2 50 7.9 dko

7951

42983

7.34 +0.975 +0.97 2E18"

LTT 2484

6

10

42

-65

||


12.26

11.36 +1.365 +1.35 21 Jan 72

1080 +0.78 21 Jan 72  
(1035) +0.76 31 Jan 72  
10.32 +0.77

0.78 16.6





LET 460

6 10 00

-43 25 13.4h

12.39 + 1.60 + 1.29 2422V70

2722V70 10.81 + 1.15

2922V70 11.53 + 1.17

12.87 + 1.14

6°


07390



HD 42983 · 6 12 08 +02 50 7.34 +0.95

6.97 +0.34 18 Dec 1968  
(7.27) +0.345 16 Feb 69  
7.05 +0.32 15 " "  
7.01 +0.335

7.34 +0.96 +0.76<sup>17</sup> mV  
7.40 +0.94 +0.84<sup>21</sup> mV  
7.40 +0.95 +0.80



42618

6

10

22

+6

48

7164

$$6.87 + 0.63 + 0.13B$$

$$6.62 - 10.225 \text{ Dec}$$

$$\frac{6.62}{6.62} + 10.225 \text{ Dec}$$

$$\frac{6.62}{6.62} + 10.225$$

Pow Ba II

43389 6 14 18 -2 22 8.7 MS

(8.31)

8.31 +1.48 +1.46 2 Jan 72

8.31 +1.49 +1.41 17 Jan 73

8.31 +1.485 +1.435

7.67 +0.53 24 Jan 72

7.65 +0.52 5 Jan 73

7.66 +0.525


4.421 + 58  
1409-09-95

WDS157B  
6 15 48 -59 12

14.33	-0.15	30 Dec 68	A
14.16	+0.02	26 Jan 69	

13.89	+0.105	21 Dec 63
<del>14.48</del>	-0.04	27 Dec 68
14.43	-0.005	29 Dec
14.38	-0.04	(4)






HR2274 6 15 52 -59 12

①

F8 7.7 44" optical  
 A } 6.42 +0.59  
 302<sup>0</sup> } 13.7 a  
 41"

6.56 +0.59 +0.10 14mar

14.27 -0.04 -0.94 } 16mar 67  
 14.28 -0.17 -0.96 } 18mar  
 -0.12 -1.01  
 14.28 -0.12 -0.97 ③



43587 6 15 40 +5 7 5.8 60

8.70 + 0.61 + 0.09C

5.70 5.46 + 0.20②

LTT 2510/11 -590 1275

LDS 157 A-C 6 15-6 -59 11 70 60 41"  
137 2 300°

B 8.6 F8 44' Sp opt ind

14.28 -0.12 -1.01 18 mar 67

14.27 -0.06 -0.94 18 mar 67

14.11 -0.08 -0.93 Jan 6 67

13.98 -0.065 -0.945 Oct 15 64 ✓

13.97 -0.065 -0.965 " 17 ✓

14.01 -0.115 (-0.835) 9 Oct

" 0.34 190°

14.09 -0.09

14.09 -0.085 -0.95

Corr 6.42 +0.59 +0.08

6.43 +0.57

6.56 +0.57

6.39 +0.57

6.52 +0.58 (-0.06)

6.41 +0.575 +0.13

+0.155 Oct 15 ✓


+0.10 4 Mar 16 ✓

+0.155 17

6 Jun 44

9 Oct. ✓

6.44 +0.58 +0.13



44120

~~44140~~


6 15 52 -59 12

LDS157A

6.47 +0.58 +0.08 135

6.45	+0.595	+0.083	Jan 72
<u>6.46</u>	<u>+0.59</u>	<u>+0.08</u>	


6.44	NRS	6.22 + 0.15 (2)	17 Dec 71
	NRS		20 Jan 72





H02255 6 14 08 -10 42

6.74 + 0.38 (+0.5) <  
28/Jan 72 6.74 + 34 + 0.24



44797

6 22

22 +1

43

8.9 B9

9.38	+0.22	+0.075	29 Jan 72
9.35	+0.20	+0.08	30 Jan 72
<u>9.36</u>	<u>+0.21</u>	<u>+0.08</u>	

44600

6 21 10

+6

44

5.9

B9

9.58	-0.02	-0.5105	29 Jan 72
9.54	-0.045	-0.46	30 Jan 72
<u>9.56</u>	<u>-0.035</u>	<u>-0.44</u>	



44594

Co 19 20 -48 44

550


6.64 + 0.66 + 0.20 5 BS

6.60 + 66 (+18.5) L

6.62 + 66 + 16.5 3 Jan 71

6.62 + 0.66 + 0.185

6.61 NRS 6.35 + 0.185 (2) 17 Dec 71  
NRS 20 Jan 72



(R) (R)

1.44

17

16.0 + 3

G-105-23

6


12

33

+15

11

14.76 + 1705 - 12mar75





11.43

near 1602215

6 21 45

~~7 40 06~~

7 24 C

-70 1102

PR

33 24  
08

9.88 +2.485 - 52474

9.88 +2.51 - 112174

10.10 +2.51 - 147mar74

8.15 +1.15

8.15 +1.12

8.10 1.07

7.62 1.03

1.02 -25

8.13 +1.20 107674

8.15 +1.10 122174

8.22 +1.11 67mar74


8.10 +1.09 107mar74

8.15 +1.02

7.67 1.05

7.33 1.07

7.67  
1.24  
643  
6.05  
11.025



F  
LTT466

6 21 00 -12 51 13.18 +1.00 +0.53

12.55 9 +0.39 28 Dec 9  
~~+2.85~~ ~~+0.385~~ ~~27 Nov~~

12.56<sup>7</sup> +0.405 29 Dec 0

~~12.61~~ ~~+0.41~~ ~~17 Dec~~

12.61 9 +0.42 18 Dec 05


12.58 0 +0.47 19 "

12.58 +0.42

±0.03 ±0.03

12.96 +0.2 25 Jan 81

390  
705  
702  
402 720



2309

6

23 12 -12 57

bull-10

77

6.11 -0.08 -0.56 4 Dec 74  
 6.17 -0.12 -0.60 6 Dec 74  
 6.09 -0.09 -0.58 7 " "  
 6.14 -0.10 -0.58 5 2 Jan 75  
 6.12 -0.08 -0.56 5 22 " "  
6.12 -0.09 5 -0.58 5

10.56 +0.44 +0.09 5 22 Jan 75  
 10.50 +0.40 +0.04 6 Dec 74  
 10.46 +0.42 +0.07 5 21 Jan 75

10.57 +0.43 +0.03 7 Dec 74

7 Dec 74

23 11 10.8

10.57 +0.43 +0.03 6.12

10.57 +0.43 +0.03 6.12

-0.08 -0.56 5

22 Jan 75

(4)

6.12

-0.12 -0.60 6 Dec 74

6 Dec 74

6.14

-0.10 -0.58 5 21 Jan 75

21 Jan 75

6.14

-0.10 -0.58 5

22 Jan 75

10.56

+0.44 +0.09 5 22 Jan 75

22 Jan 75

10.50

+0.40 +0.04 6 Dec 74

6 Dec 74

10.49

+0.42 +0.07 5 21 Jan 75

21 Jan 75


10.52

+0.42 +0.07 5

21 Jan 75

10.07

+0.07



LFT 466      6    20.3    12    50    13.3 g

LTT 2535


L812-11

0.88    140°

55 and ft of  
wid pair

W  $\left\{ \begin{array}{l} 13.80 + 0.71 + 0.03 \quad 17 \text{ Dec 66} \\ * 13.70 + 0.75 + 0.17 \quad 15 \text{ Oct} \\ 13.68 + 0.65 + 0.35 \quad 17 \text{ Oct} \\ 13.79 + 0.63 + 0.01 \quad 8 \text{ Dec 66} \\ \hline 13.74 + 0.66 + 0.07 \\ 11.47 + 0.63 + 0.09 \quad 9 \text{ Dec 66} \\ 11.50 + 0.64 + 0.06 \quad 9 \text{ Dec 66 } 40'' \end{array} \right.$

			Chart	LT
13.22	+0.44	+0.56	3	mm
13.18	+1.01	+0.50	9	mm
13.17	+1.01	+0.54	12	mm
<hr/>				
13.18	+1.00	+0.53		
13.01	+1.00	+0.53	28	Jan 69





Ba II?

44896

6 21 48 -33 36 7.2 Ma


722 4159 489 25874

6.46 +0.585 31800  
6.42 +0.605 10274  
6.44 +0.595

LTT2580 6 30.3 -87 22 15.5 g 0.22 "

453-42

14.48 +0.93 +0.32 25 Dec 68  
14.50 +0.90 +0.33 20 Jan 68



H046114 06 29 15 -17 57 7.70 +0.82

185

7.96

~~7.30~~

+0.30

12 Mar 70

7.23

+0.305

21 Nov 68

~~7.48~~

+0.32

~~18 Dec 68~~

7.37

+0.365

7 Dec

7.36

+0.30

(4)

7.73

+0.74

+0.26

7.73

+0.79


+0.30

+0.26

+0.28

+0.79

7.73



1 Recd

3 Dec 69 6.07 + 0.52 + 0.03

HN 2349 B 6 25 52 25 49 6.06 + 5.4

13.0 mm 45-0  
42"

10.64	+0.78	12 Mar 70
<del>(10.99)</del>	+0.78	16 Feb 69
<u>10.78</u>	+0.74	15 " "
10.71	+0.77	③

3 Dec 69 11.69 + 1.45 + 1.10

-3802707      6      80      17      -38      16      9.3 A0  
31" / 9.3 A0

South	9.58	+0.13	+0.04	3 den 74
	9.59	+0.05	-0.08	26 den
	9.57	+0.075	-0.01	28 den
	<u>9.58</u>	<u>+0.095</u>	<u>-0.02</u>	
	9.23	-0.04	-0.14	28 den 74
N	9.20	-0.02	-0.10	3 den 74
	9.23	-0.04	-0.16	26 den 74
	<u>9.22</u>	<u>-0.03</u>	<u>-0.14</u>	

LTT 2580: 6 30.3 -37 22 15.5 g 0.22

14.03 +0.265 29 Jan 69



-101265 6 29 57 -1 33 94112

10.05 +0.865 +0.43 152671 9.40 +0.33227

124 F.D. 345-236

47391

6 35 58 -32 12 76 65

7.64 + 0.71 (+15) L


7.66 + 0.69 + 16 RS

7.65   7.70   7.155 (2)

7.47 + 0.255 <sup>27</sup> L

7.39 + 0.275 <sup>71</sup> RS

7.43   7.265



LFT

476

6 33.2

-58

30

13.2 0.87

3020


~~11-067~~

11.62 +1.495 +1.16 1/20

10.30 +1.015 29 20/70

10.44 +1.02 29 20/70

10.37 +1.02



M2 III

~~46742 6 32 02 -43 33 7.9 M2~~

7.96 +1.65 (2.54) C

8.06 +1.66 +1.88 31 Dec 71

8.00 +1.66 +1.55 19 Jan 72

8.04 +1.64 +1.54 21 Jan 72

8.03 +1.655 +1.92

6.80 +0.93 27 Dec 71

6.75 +0.99 29 Dec 71

6.78 +0.96





Nov

N=20.20

-2803361 6 43 27 -28 32.5- 11.7-


06 . . 30 15.2a

227° 13.5"

10.73 +0.96 +0.98 12mm 75


10.93 +1.05 +0.98 1 mag 75 40" 67

1458 +0.515 -0.04 10<sup>11</sup> 75



47294 -55.0 98 FTE  
6 36 23 74 06

207077  
9.01 +0.49 -0.03  
8.98 +0.50 -0.03  
9.01 +0.495 -0.03



Solutions

47247      6    34    15      -45    16    941 =

✓

$$\begin{array}{r} 19 \text{ Dec} \\ 9.19 \quad +0.405 - 0.015 \quad 79 \\ \underline{9.13} \quad +0.35 \quad +0.005 \quad \text{26 Dec} \\ 9.16 \quad \underline{+0.28} \quad -0.005 \end{array}$$



1924  
1951  
1956  
1958

49368

6.40 +1.035 127674

7.76 +1.79 +1.945 118174  
7.93 +1.82 +1.62 97774  
7.74 +1.77 +1.68 147774  
7.72 +1.78 +1.56 237774

6.44 1414  
6.34 1414  
6.24 127774





49435

6

44 48

-1

48

7.49105

7,59+150+182 29 Jun 72

7,59+152 - 6

7,59 + 181 + 182

6.65 + 0.62 27 Nov 70

6.80 + 0.665 28 Nov 70

6.74 + 0.64



1259 3 Nov 71 7.705 6.52 1.145  
 1274 18 " 7.716 6.52 1.13  
 1277 21 7.69<sup>4</sup> 6.51 1.115  
 49368 6 49 46  
 1278 22 " 7.67<sup>7</sup> 6.50 1.114

+5 83 8.0 S  
 Jan?

1349 7.71 +1.765 +1.93 12472  
 1295 7.64 +1.765 +1.95 20 Oct 71 1246 6.21 +1.025 23 Oct 71  
 1249 7.64 +1.80 +1.95 24 Oct 71 1287 6.34 +1.03 1 Dec 71  
 1314 7.76 +1.75 +1.98 28 Oct 71 (6.55) 6.43 +1.70 23 Oct 71  
 1317 7.74 +1.755 +2.03 31 Dec 71 1313 6.46 +1.00 27 Dec 71  
 1320 7.71 +1.77 +1.98 3 Jan 72 1315 6.34 +1.045 29 Dec 71  
 1336 9 ~~7.71~~ +1.765 +1.96 15 Jan 72 1337 6.36 +1.07 20 Jan 72  
 1338 7.69 +1.78 +1.96 21 Jan 72 1344 6.33 +1.025 27 Jan 72  
 1345 7.68 +1.745 +1.935 29 Jan 72 1348 (6.35) +1.045 31 Jan 72  
 1346 7.71 +1.75 +1.945 29 Jan 72 (over) 1380 6.38 +1.06 3 Jan 72  
 1347 7.70 +1.775 +1.94 30 "

2411337.158 7.65 6.50 +1.135

38.101 7.65<sup>4</sup> 6.54 +1.11

36.699 7.66 6.49 +1.14 ✓

36.769 7.66 6.47 +1.12

36.959 7.59 6.50 +1.125 ✓

440.88 7.76 6.42 +0.97  
445.87

7.71 +1.74 +1.925 12mm 22 13.76

7.75 +1.76 +1.935 4mm 22

385.53 7.74 6.40 +0.97 424.91 7.63 +1.76 +2.02

386.53 7.74 6.36 +0.98 425.90 7.65 +1.76 +2.04

387.53 7.72 6.45 +1.00 442.98 7.72 +1.73 +1.96

390.53 7.74 6.38 +0.97 444.99 7.72 +1.73 +1.98  
390.53 7.74 6.38 +0.97 445.87 7.77 6.40 +0.98 444.99 7.72 +1.73 +1.98

LFT491 6 49 06 -9 41

12.8 m 0.5 | 200<sup>0</sup>

12.45 +1.415 +1.27 242mV 20

Mem 49266

45408

6 46 58

7 57 8.5 88


8.59 + 10.8 ~~10.8~~ - 0.42 29 Jan 72  
 8.56 + 10.05 - 0.46 28 Jan 72  
 8.57 + 10.06 - 0.43 30 Jan 72  
 8.57 + 10.05 - 0.44 ③

8.5 89

45276 6 46 22 76 19

7.94 - 0.075 - 0.19 28 Jan 72  
 7.98 - 0.07 - 0.20 526.6  
 7.97 - 0.095 - 0.22 <sup>30</sup> 49324 6 46 34 15 50 8.9 89  
 7.96 - 0.08 - 0.20 5 ③

9.05 + 10.125 + 0.07 29 Jan 72  
 9.09 + 10.035 + 0.115 29 Jan 72  
 9.06 + 10.035 + 0.115 30 Jan 72  
 9.07 + 10.035 + 0.11



LET442 6 49 30 -9 05

"  
142280.55  
2020

1339: +1.54: +1.11: 2420070



Probability Contact Binomial

December 1972

$\mu = 0.2$

4401116

6 49 10

-44 28 274+0.90 112

Sp. 12.45 +1.005 +0.55 30 Jan 72

9.86	+0.885	+0.56	15 28 71	9.37	+0.33	20 Jan 71
9.80	+0.905	+0.58	11 Mar 71	9.43	+0.34	25 Feb 71
9.92	+0.90	+0.57	26 Mar 71	9.43	+0.38	12 Mar 71
9.82	+0.905	+0.505	28 Mar 71	9.50	+0.36	25 Mar 71
9.84	+0.915	+0.545	7 Apr 71	9.40	+0.34	8 Apr 71
9.83	+0.88	+0.58	15 Apr 71	9.53	+0.34	14 Apr 71
9.79	+0.895	+0.55	16 Apr 71	9.40	+0.35	18 Oct 71


4:15 AM

20 Oct 71  
30 Jan 72

60


Sp + 9.66 +0.24 +0.165 30 Jan 72

10.5



50060 6 50 10 +10 51 7.8 FF

$$\begin{array}{r} 7.63 + 0.58 + 0.06 \\ 7.64 + 0.60 + 0.1127 \\ \hline 7.64 + 0.59 + 0.085 \end{array}$$



5.74 +1.725 16 May 73  
5.68 +1.69

SX MON 6 50 11

800

5.25 +1.68 23 Apr 72  
9.58.26 +1.68 18 May 72  
5.39 +1.65 21 May 72  
5.41 +1.70 1 Dec 72  
5.42 +1.68 24 Dec 72

5.60 +1.725 18 Jan 73  
5.41 +1.72 20 Feb 73  
5.56 +1.76 1 Apr 73  
5.69 +1.73 21 Apr 73  
5.69 +1.73 21 Apr 73

8.12 +1.58 +0.59 20 Apr 73  
8.07 +1.54 +0.55 10 May 73  
7.94 +1.565 +1.01  
17 May 73 → +4 48.5 9.6 -10.7 73

~~19 May 73 8.05 +1.585 +1.05~~  
21 May 73 7.94 +1.565 +1.04

22 May 72 7.88 +1.555 +1.055  
2 Dec 72 7.72 +1.525 +1.125  
20 Dec 72 7.80 +1.525 +1.11  
27 Dec 72 7.81 +1.53 +1.08  
4 Jan 73 7.82 +1.54 +1.055  
17 Jan 73 7.50 +1.55 +1.07  
15 Feb 73 7.71 +1.57 +1.075  
21 Mar 73 7.86 +1.55 +1.06  
11 Apr 73 8.02 +1.585 +1.075  
13 Apr 73 8.10 +1.59 +1.085

7.89 +1.495 +1.08 23 Dec 74

7.87 +1.54 +1.09 23 Dec 74

7.81 +1.60 +1.105 1 Dec 74

7.70 +1.585 +1.105 3 Dec 74

<sup>216</sup>7.78 +1.56 +1.07 6 Dec 74

7.66 +1.61 +1.115 19 Dec 74

7.69 +1.54 +1.119 23 Dec 74

7.68 +1.53 +1.175 26 Dec 74

7.68 +1.54 +1.17 28 Dec 74

7.73 +1.61 +1.165 31 Dec 74

7.75 +1.595 +1.165 4 Jan 75

7.82 +1.575 +1.09 14 Jan 75

7.83 +1.575 +1.08 21 Jan 75

50906

6 52 24 -28 29 6.02 +72

6.03 +0.71 +0.25 24 Nov 70

6.02 +0.72 +0.26 Cape

6.02 +0.715 +0.255 (2)

5.66 +0.245 31 Dec 70

5.73 +0.23 3 Jan 71

5.69 +0.235





Vol Red

405168 6 54 14 -55 13 8.17 +77

7.95 +0.235 pm of 20  
7.94 +0.245 30 Dec 65  
7.94 +0.26 26 Jan 69  


---

7.94 +0.245

8.21 +0.75 +0.36<sup>23</sup> Nov  
8.19 +0.77 +0.35<sup>3 Dec 69</sup>  

---

8.20 +0.76 +0.35



HD51220 06 54 50 + 00 09 7.42 + 10.2

23700  
2.53 + 10.2 + 0.74  
2.48 + 10.2 + 0.81  
7.50 + 10.2 + 0.80

1" 15"


256

6.88 + 0.39 21 Nov 68

2.08 + 0.375 18 Dec 68

7.00 + 0.385 20 Nov 69

6.99 + 0.385



2614 6 57 19 -34 05 5.0 B3


5.09 -0.165 -0.625 11 Apr 73  
5.07 -0.13 -0.645 12 Apr 73  
5.08 -0.145 -0.635

15.20440-425

~~1473+0.73+0.05~~

LTT 2692 6 55 36 -39 07

1468 +0.35 18 Dec 1968



7.45 +1.605 +1.50 11 May 71  
 7.09 +1.60 +1.53 22 May 71  
 7.02 +1.605 +1.59 24 May 71  
 V 523 Mon 59  
 40 - 8 59 6.96 - 7.19

455 605

70

7.19 +1.61 +1.48 29 Dec 70  
 7.20 +1.605 +1.49 1 Jan 71  
 7.18 +1.575 +1.54 5 Jan 71  
 6.97 +1.585 +1.62 15 Jan 71  
 7.00 +1.60 +1.605 15 Feb 71  
 7.04 +1.58 +1.54 21 Mar 71  
 6.99 +1.61 +1.325 14 Apr 71  
 7.01 +1.62 +1.665 26 May 71  
 7.19 +1.595 +1.52 7 Jun 71

5.49 +1.37 30 Mar  
 5.55 +1.39 31 Mar  
 5.61 +1.38 3 Apr  
 duck (6.70 +1.11 23 Apr)

5.35 +1.325 23 Apr  
 5.44 +1.37 12 May 71  
 5.37 +1.29 25 May  
 5.49 +1.39 8 Jun 71  
 5.53 +1.36 14 Jun  
 5.68 +1.35 15 Jun

over



7.09 +1.626 +1.50 3024072

7.07 +1.57 +1.48 242272

5.37 +1.335 122272

6.97 +1.58 +1.57 202222

5.34 +1.33 145408

6.53 +1.575 +1.505 272222

5.32 +1.30 242272

7.00 +1.58 +1.50 412273

5.37 +1.34 512273

7.10 +1.605 +1.42 172273

5.49 +1.355 182273

7.09 +1.58 +1.48 162307

5.45 +1.35 202273

7.13 +1.57 +1.50 162207

5.46 +1.37 202273

7.02 +1.59 +1.505 212273

5.38 +1.355 182273

7.03 +1.58 +1.51 172206

5.45 +1.295 132273

7.06 +1.575 +1.50 152273

2.14 +1.595 +1.55 202273

6.97 +1.595 +1.58 312273

6.97 +1.61 +1.60 122273

52355      6      IF   33      29   40

7.79 + 54 + 035  $\frac{2}{3}$  -

7.58

23 Dec

10.18

7.73

71

10.185

7.65

10.18


52395      6 58 35      -29 39      7.8 +53

---

$$7.76 + 0.50 - 0.03^{15} \text{ Dec}$$

$$7.78 + 0.52 - 0.01^{27} \text{ Dec}$$

$$7.77 + 0.51 - 0.02$$



R 953 (100m)  
R-I 1.13

$\Delta m = 0 \text{ N } 3''$

4403045

9

85. 9

44-

15

12.5

12.4 MS

56 40 . 145

9801 +1162 ✓ +1195 12mms

110  
3-4255

~~964 +0.71 2505 18.04 495~~

589

964 +112 21mms

Handwritten scribbles or marks in the center of the page.

52430

6 59

36

-3

56

8.5 R9

New 52432

8.31 -0.10 -0.51 28 Jan 72  
 8.31 -0.07 -0.53 29 Jan 72  
 8.30 -0.09 -0.52 30 Jan 72  
8.31 -0.09 -0.52

52450

6

59

48

-2

43

9.2 R9

9.24 +0.03 -0.01 29 Jan 72  
 9.25 +0.045 +0.03 29 Jan 72  
9.24 +0.035 +0.06 30 Jan 72  
 9.24 +0.035 +0.03

Cont 1972

52432

7.28 +1.685 +2.18 20 Dec 72

5.91 +0.955 24 Dec 72

7.32 +1.71 +2.31 27 Dec 72

5.94 +0.955 5 Jan 73

7.33 +1.735 +2.425 4 Jan 73

5.97 +0.96 18 Jan 73

7.28 +1.745 +2.365 17 Jan 73

5.88 +0.95 22 Jan 73


7.26 +1.715 +2.43 21 Jan 73

5.98 +0.965 20 Feb 73

7.31 +1.735 +2.47 19 Feb 73

7.30 +1.73 +2.50 31 Mar 73





7.34 +1.745 +2.485 17/1/72 1349  
 7.35 +1.74 +2.41 (man 72)  
 52432 6 59 30 -3  
 12 2.5 RP6

[A-stan]  
 (50-60 days)

7.29 +1.63 +2.08 22 Oct 1969 Reche

7.31 +1.83 - C

~~7.01 +1.74~~ ~~Vanambur~~

7.36 +1.75 +2.49 28 Dec 71 1314

7.29 +1.765 +2.51 31 Dec 71 1317

7.28 +1.77 +2.47 3 Jan 72 1320

7.29 +1.785 +2.49 19 Jan 72 1336

7.25 +1.745 +2.48 21 Jan 72 1328

~~7.29 +1.79 +2.47 28 Jan 72~~

7.32 +1.76 +2.51 29 Jan 72 1346  
 7.31 +1.74 +2.46 30 " " 1347

(over)

5.56 +0.96 23 Dec 71

6.01 +0.945 27 Dec 71

5.54 +0.98 28 Dec 71

5.89 +0.94 20 Jan 71

5.54 +0.945 23 Jan 71

(5.93) +0.95 31 Jan 72

5.93 +0.91 31 Jan 72

Devin in R-1  
N.B.

1972 Dec 20 7.28 +1685 ~~+2185~~ ] ←

385.94 7.29 6.00 +91 237 +174 - 17m 472

66.43 7.29 5.58 +91 7.40 +176 +259 22m 472

87.43 7.28 5.96 +43

89.54 7.29 5.98 +90

90.43 7.29 6.00 +92

DH 2491 7.38 +1.81 +2.83

25.90 7.37 +1.81 +2.79

440.84 7.30 6.00 +0.84 | 442.84 7.26 +175 +267

445.88 7.30 8.97 +0.90 | 444.89 7.28 +175 +267

0.80

LFT 509 7 02 56 -10 27 12.8 MF

11.30 +1.54 +1.10 24 Dec 70

9.70

+0.96

<sup>30 Dec</sup>  
70

9.93

+0.98

31 Dec 70



53143

6

59 37

-61

20

6.8 NO

$$6.81 + 81 \quad (+40) \quad C$$

$$6.83 + 0.80 + 0.375 \quad 3122271$$

$$6.45$$

$$+ 0.26 \quad 232222$$

$$6.55$$

$$+ 0.265 \quad 222271$$

$$\underline{6.50} \quad + 0.26$$




14052698 6 59 52 -25 54 6.72 491

6.34 +0.295 30 Dec 68  
6.43 +0.315 26 Jan 69  
6.34 +0.305

6.92 Nov 6.71 +0.88 +0.58  
23 Nov 6.76 +0.87 +0.59  
6.74 +0.85 +0.585





201421  
58  
30

0965

HR2667/S 7 02.19 -43 33 5-8 63 v } 21<sup>4</sup>

5.54 +0.64 +0.06 5 Mar 67 6-8 60

5.54 +0.60 +0.01 5 Mar 67

5.68 +0.615 +0.065 17 Dec 66 40<sup>00</sup>

5.64 +0.615 +0.055 7 Jun 67  
5.63 +0.61 +0.04  
6.98<sup>6.74</sup> +0.685 (+0.44) <sup>Summer</sup> 7 Jun 66

④ 5.58 +6.28 +0.6  
③ 6.80 +78 +38  
② 9.77 +116.5 +1635

2.04  
6.84  
6.84  
8.87  
+0.77  
+0.76  
+0.765  
+1.18  
+0.355  
+0.30  
+0.32  
+6.07  
+1.07

8.77 +116.5 +1635  
2


17 Dec 66 40<sup>00</sup>  
5 Mar 67  
17 Dec 66 40<sup>00</sup>  
5 Mar 67

6m 20 34 1.21

BP 49953 7 03 49 -38 32 13.4 k

300 . 33

12.26 +1.47 40.96 12.9.1975



Cu 3' N

HD 537060 7 02 54 -43 33 6.79 + 0.80

C 5.38 + 0.195 1 m y 70 9.2 182

A 5.33 + 0.22 21 cm

~~6.59 + 0.24 1 m y 70~~

~~6.74 + 0.265 8 v l e e 68~~

~~6.59 + 0.245 30 "~~

~~6.576 + 0.245~~

~~6.154 + 0.28 21 cm~~

~~8.119 + 0.59 1 m y 70~~

~~8.20 + 0.47 dr 8 v l e e 68~~

~~8.06 + 0.465 30 "~~

~~8.04 + 0.48~~

~~8.04 + 0.50 18 cm (2)~~

~~5.58 + 0.62 + 0.06~~

6.80 + 0.785 + 0.36 (4)

(2)

8.77 + 1.165 + 1.035

