

627630

8875

12608


+5

12

2060

$$\begin{array}{r} 6.84 \quad 10.205 \quad 19 \text{ June } 22 \\ 6.91 \quad 10.205 \quad 27 \text{ June } 22 \\ \hline 6.88 \quad 10.205 \end{array}$$






KTJ 786 1 22 40 -84 11 11.4 f 0.45 - 205<sup>0</sup>

11.02 + 0.525 - 0.13 20 Oct 71

11.03 + 0.51 - 0.18 26 Oct 71

11.02 + 0.52 - 0.155



02/15/14

URV (RT)

8.56

9569 1 30 05 - 75 21.5 100%

8.94 +1.01 10.84 2800hrs

8.53 +0.415 1900hrs

8.55 +0.37 2900hrs

8.54 10.39

5406

01 29 04 -48

53 9-9-78

Return

11.08 10.43 20069

12.19 10.48 80070

SUPAC 1 27 36 +19 26.5

Wright  $\phi = -450$

11.1-12.0


2.681 BS

11.16 -0.14 -0.73 28 Sept 67

10.94 -0.12 -0.67 29 "

10.92 -0.12 -0.64 11:45 PM 1 Nov 1970





LF7138 / 8104 -22 03 12.3m 106

at 11.5)


99.2  
10.12  
10.05

+0.855 18 Nov 68  
+0.825 19 Dec 68  
+0.84

38  
69  
9.15

11.21 +1.495 +1.20 7 Oct 70

6.5  
6.5



9770 AB

AD 9770

1 33 27 -30 05

7.14 + 0.92

6.64

+ 0.40

41 from

~~6.72~~  
~~6.86~~

+ 0.38

19 nov 68

+ 0.37

18 Dec 68


+ 0.375

6.79

6.71  
+ 0.3856

2 Oct 64

7.05 + 0.94 + 0.64



AD 10002

01 35 33 -29 34 8.13 +0.86

7.98  
+  
7.93  
7.90

+0.28  
+0.275  
+0.275


19 Nov 68

18 Dec 68

2 Oct 69  
8.12 +0.84 +0.40

8.14 +0.84 +0.43

8.13 +0.84 +0.415



2.17 464 +30  
805

9847 1 34 24 -17 41 62

6.54 +0.235 1 Dec 71

6.54 +0.235 3 Nov 71


6.58 +0.235 1 Nov 71

6.57 +0.235



SZPh (1974/5)

9.88	+1.55	+1.28	20 Nov 74
9.88	+1.54	+1.36	23 Nov 74
9.84	+1.57	+1.46	1 Dec 74
9.72	+1.57	+1.40	7 Dec 74
9.77	+1.55	+1.41	26 Dec 74
9.90	+1.52	+1.88	29 Dec 74
9.96	+1.54	+1.24	31 Dec 74
9.89	+1.55	+1.23	19 Jan 75



020  
35

RW Ann FS

S Z Pde 1 32 58 -43

903.59 10.04 8.11 +1.525  
905.56 10.09 8.10 +1.52

9.88 +1.54 +1.38 6 Nov 69  
 9.72 +1.565 +1.385 26 Oct <sup>Nov 69</sup> 1970  
 9.76 +1.66 +1.365 30 Oct 70  
 9.78 +1.535 +1.37 1 Nov 70  
 10.01 +1.52 +1.31 24 Nov 70  
 9.87 +1.815 +1.32 20 Dec 72


21  
25 10-10.5  
 8.25 +1.44 <sup>20 Nov</sup> 69  
 8.02 +1.38 7 Dec  
 9.15 10.985 9 Oct 70  
 7.95 +1.47 8 Oct 70  
 7.95 +1.45 22 Oct  
 8.01 +1.44 29 Oct  
 8.06 +1.43 31 Oct 70  
 8.27 +1.54 26 Nov 70  
 8.23 +1.51 27 Nov 70

1972

9.57	+1.51	+1.32	20 Jan 72	16.72	(8.16	+1.52	20 Jan 72)
9.91	+1.52	+1.28	27 Jan 72	16.79	8.27	+1.51	29 Jan 72
9.55	+1.49	+1.24	4 Feb 73	16.57	8.02	+1.48	5 Feb 72
10.05	+1.47	+1.15	17 Feb 73	17.00	8.28	+1.54	18 Feb 73
10.02	+1.52	+1.28	16 Feb 74	16.46.95	8.19	+1.56	
10.03	+1.485	+1.315	21 Feb 73	17.04	16.97.55	8.26	+1.52
9.57	+1.51	+1.34	72.7.92		22 Feb 73	8.26	+1.50
9.75	+1.54	+1.325	19.2.73	17.30			

10/61 01 37 26 -25 11 6.68-06

6.73 -0.09 -0.20 2370069



10135 1 37 40 +14 08 6-9 100

30 Nov 71

6.73 +1.11 +0.95

120"

6.72 +1.14 +1.04

6.25 +0.485 1 Dec 71

6.72 +1.125 +0.982

6.22 +0.435 3 Dec 71

6.32 +0.425 4 Dec 71

6.26 +0.43

L470-2

1

36 14

-5 09

12.84 0.34-0.50


~~12.96 +0.305 18 nov 68~~

13.00 +0.14 19 nov 68

12.93 +0.145 21 "

13.00 +0.14





14010360

1 38 32 -56 22 6.00 + 58 9 "

phi

5.36

40.39

30 Dec

←

5.57

40.32

19 Dec 68

←

5.34

40.34

14

←

~~5.36~~ 5.12

40.305

B (5.43)

40.355

15 Nov 1968

5.66 159

40.34

19 Dec 1968

←

5.50

40.30

30 "


4

5.55

40.305

4 Dec 68 5.46 + 0.88 40.60

4 Dec 68 5.83 + 0.85 40.55



+25

10572 1 41 06 -20 19 7.3 14 124 III


30 20071 7.16 +1.375 +1.43

6.46 +0.595 120071

6.45 +0.575 300071

6.42 +0.57 400071

6.46 +0.575



LTT

929 | 40.9 -50 15 15.3 g 0.21

223-10


14.48 +0.85 +0.11 17 Sept 68

(14.49 (+0.68 +0.23) 22 " "

14.44 +0.82 +0.24 24 "

---

14.46 +0.835 +0.22



1.051950

2 FT 158 1 42 06 67 26 14.7 h

13.84 +0.45 -0.40 76ct 70 13.78 +0.07 86ct<sup>70</sup>



10718    1 43 00    -20 46 8.18 +64 +11 2  
27


8.10 +64 -07 C

7.54 +0.23 48271

7.93 +0.225 3827

7.64 +0.225 48271

7.95 +0.225



LTT 924

1

41 43

-50 06.3

15.3 g

14.46 + 835 + 22

0.21

14.17

14.03

~~14.22~~

14.16


+0.48

+0.45

+0.465

18 nov 68

19 nov 68



10785

1 43 44

-14

02 8.5 + 6.0

9.22 + 0.205 27 out 70

9.37 + 0.205 29 out

9.30 + 0.205

8.48 + 0.62 + 0.12 31 out

8.50 + 0.60 + 0.03 26 out

8.47 + 0.62 + 0.06 30 out


8.48 + 0.61 + 0.07 (4)

9.30 + 0.171 3 normal

8.48 + 0.61 + 0.07


8.48

8.48 + 0.5 + 0.15  
8.67



10785 1 43 45 -16 02- 8.5 +60

31 Jan 70 8.48 +0.62 +0.12





10697

1 43 16 + 19 56 6.264


+0.245 1860

607 +0.225 5 Jan 72

606 +0.235 30 Jan 71

~~NLS 6.27000 +0.205 20 Jan 72~~

~~NLS 6.060 +0.235 21 Jan 72~~



FS Plu Ken

TT Plu 1 44 27 -42 05.5 - 10.5 - 11.5

1048 81.07 1052 9.90 +0.54 Norm  
 905.00 1024 9.66 +0.49 @ Norm

~~9.93 +0.52 24 Nov 70~~

10.32 +1.30 +1.56 6 Nov 69

9.76 +0.485 9 Nov 69

10.25 +1.29 +1.23 17 Nov

9.68 +0.465 20 "

10.47 +1.39 +1.47 31 Jan 70

9.75 +0.43 7 Dec

(10.45 +1.30 +1.19 26 Oct 70)

9.65 +0.44 10 7-6 70

10.34 +1.28 +1.205 30 Oct 70

9.65 +0.485 8 Oct 70

10.31 +1.275 +1.21 10 Nov 70

9.80 +0.505 27 Oct 70


10.25 +1.27 +1.22 24 Nov 70

9.79 +0.51 29 Oct

10.35

9.75 +0.50 31 Oct

9.76 +0.46 26 Nov 70  
 9.68 +0.46 27 Nov 70




# TTC (Cont)

①	10.34	+1.27	+1.24	20 Oct 71
③	10.30	+1.33	+1.24	21 Oct 71
④	10.27	+1.335	+1.30	24 Oct 71
②	10.36	+1.29	+1.23	30 Nov 71
⑥	10.27	+1.31	+1.28	22 Dec 71
⑤	10.36	+1.25	+1.225	24 Dec 71
⑧	10.37	+1.29	+1.14	31 Dec 71
⑩	10.33	+1.265	+1.19	3 Jan 72
①	10.32	+1.285	-	21 Jan 72
	10.33	+1.29	+1.23	←

rms  
 $V \approx 0.3$

0001  
 0009  
 0036  
 0069  
 0026  
 0055  
 0116  
 0006  
 0001  
 1127  
 0013  
 103

9.81 +0.495 (Dec 71)  
 9.83 +0.523 (Dec 71)  
 9.79 +0.524 (Dec 71)  
 9.80 +0.482 (Dec 71)  
 9.77 +0.502 (Dec 71)  
9.74 +0.493 (Dec 71)



Contract

TT Che

1969	10.33	+1.30	+1.23	9.74	+0.49	④	no Oday
1970	10.35	+1.28	+1.205	9.73	+0.485	⑤	no Oday
1971	10.33	+1.29	+1.23	9.77	+0.50	⑥	no Oday

✓

Ans

④03

G-154-4

1 44 50

- 2

21

15,28 + 18 + 4.65

14.52

+ 0.54

18 nov 81

14.86


+ 0.50

19 nov 81

14.70

+ 0.52





AD11074

01 46 51

-22 23


7.94 + 96

7.67  
7.61  
7.70  
7.66

+0.35  
+0.335  
+0.34  
+0.34

pg 200-68  
21 "  
18 Dec-68

<sup>200</sup>  
7.97 + 0.98 + 0.169  
8.00 + 0.94 + 0.57<sup>200</sup>  
7.98 + 0.96 + 0.59




11020

HD 10553 01 46 45 -26 55 8.98 +0.81

278

8.72	+0.27	19 nov 68
<del>8.69</del>	+0.273	21 " "
<u>8.79</u>	<u>+0.295</u>	18 Dec 68
8.73	+0.28	

8.99	+0.74	+0.36	23 Oct
<u>9.01</u>	<u>+0.80</u>	<u>+0.38</u>	23 Nov 69
9.00	+0.795	+0.37	



$\rightarrow \dot{B} \quad \dot{A}$   
 +210 255                      1    52    33    +21 44.5 10.6  
 Bradman 5

---

(15) 9.05 +1.70 +2.04 9 Aug 77  
 9.07 +1.69 +1.97 22 Sep 77  
 9.11 +1.705 +1.98 23 Nov 77


7.85 +1.805 11 Aug 77  
 7.89 +0.995 13 Aug 77  
 7.92 +0.955 22 Nov 77

9.97 +1.155 +1.06 23 Nov 77  
 9.89 +1.14 +0.93 22 Sep 77

9.54 +0.41 22 Nov 77

(A) 9.94 +1.15 +1.00 9 Aug 77

9.49 +0.41 13 Aug 77



14011507 01 51 10 -22 36 90 dani

8.04  
7.96  
8.05  
8.02

+0.70  
+0.685  
+0.68  
+0.685


8000051  
0100010  
18000005

8.92 +1.41 +1.27  
1969

2100000

2011.13.20





68 III

11397

1

50

12

-16

26

8.53

+65

8.77 +0.23 180015

8.66 +0.21 267070

8.67 +0.205 277070

~~8.66 +0.205~~

8.70 +0.215

LTT 1036/39

AD11964

55 32 -10 27 6.42 +82

W0560

30''  
132°

11.23 + 1.36 + 1.18

A 5.19

+0.285

18 Dec 68

6.39 +82

5.22  
5.21

+0.30  
+0.29

19

6.44 +775 1385 10 Dec 66  
6.42 +82 +48 85

6.46 +79 +46 31 Jan 70

6.43 +80 +44 (3)

B 10.46

+0.67

18 Dec 68

11.23 +1.36 +1.18 10 Dec 66

10.43

+0.675

19''

11.25 +1.34 +1.25 31 Jan 70


10.44

+0.66

19''

11.24 +1.35 +1.20

3804 180.15  
10.00 180.15  
+0.99 +1.58  
+1.41 +1.58  
+1.99 +1.58



11803

1 54 20 +1 42

---

6.00 + 0.56 + 0.02 =

5.80 + 0.155 = 30/Jan/71

NRS 6.03 5.81 + 0.17 = 20/Jan/72

NRS 5.90 + 1.6 = 21/Jan/72



bur

Sv For (cont)

10.63	+0.445	10.03	00:15 AM	10.81	+0.10	28 Sept 71	8:20 AM
(10.62)	+0.385	10.04)	1:10 AM	10.63	+0.14	1:30 AM	
10.59	+0.445	+0.04	21 Oct 71	10.82	+0.095	1:00 PM	
10.33	+0.441	+0.06	1:25 AM	11:30 PM	+0.12	3 Dec 71	
10.91	+0.46	+0.065	1:25 AM	8:35 PM	10.78	+0.135	23 Dec 71
12.57	+0.485	-0.11	10:20 PM 30 Nov 71	9:15 PM	10.85	+0.115	2 Dec 71
10.66	+0.435	+0.065	9:30 PM 22 Dec 71	8:40 PM	10.63	+0.11	29 Dec
10.66	+0.42	+0.055	9:15 PM 28 Dec 71	9:35 PM	10.69	+0.105	30 Dec 71
10.60	+0.43	+0.04	9:00 PM 31 Dec 71				
10.68	+0.41	+0.06	8:20 PM 3 Jan 72				
			8:20 PM 21 Jan 72				

10.85 + 0.404 + 0.08 2442023.036

10.76 + 0.445 + 0.115 20 Dec 72  
8:30 PM

10.83 + 0.45 + 0.095 10:10 PM  
27 Dec 72

10.64 + 0.41 + 0.08 8:45 PM 4 Jan 73

10.65 + 0.45 + 0.045 8:20 PM 17 Jan 73

10.64 + 0.435 + 0.125 8:20 PM 21 Jan 73

10.70 + 0.45 + 0.095 4:00 AM 30 Aug 73

10.74 + 0.43 + 0.04 4:40 AM 16 Sep 73

10.96 + 0.46 + 0.085 2:40 AM 18 Sept 73

10.72 + 0.47 + 0.075 1:20 AM 12 Oct 73

10.86 + 0.47 + 0.06 3:05 AM 13 Oct 73

10.42 + 0.40 + 0.08 2442009.120


10.90 + 0.44 + 0.145 2442010.047



SV For 1 56 54 -24 32 10.8-11.9 87 d

11.00 10.76 +0.8 90500 10.94 +0.12-29 Nov 70

10.67	+0.465	+0.04	6 Nov 69	10.69	+0.14	8 Nov 69
10.84	+0.46	+0.02	17 Nov	10.88	+0.15	20 Nov
10.75	+0.43	-0.08	31 Jan 70	10.58	+0.05	7 Dec
10.97	+0.435	-0.23	9 Feb 70	10.57	+0.05	8 Oct 70
10.69	+0.435	+0.05	2 Jul 70	10.63	+0.15	27 Oct 70
10.66	+0.445	+0.05	30 Oct 70	10.87	+0.13	29 Oct
10.74	+0.425	+0.06	1 Nov 70	10.67	+0.14	31 Oct
10.81	+0.43	+0.05	24 Nov 70	10.67	+0.17	2 Feb 70
				10.66	+0.18	27 Nov




63-33 1 58 18 +12 50 12.28 +1.80

12.27

10.43	+1.24	27 Dec 68	+1.77
10.48	+1.375	30 Dec 68	+1.30
10.48	+1.38	18 Sep 69	
<u>10.48</u>	+1.38		

910 1010  
 713  
 8.34 9.9



21" SA

8.8-9.2

L 05 63 1  
 LTT 1057 1 57.1 -37 07 8.865 0.21358  
 1058 1 57.2 -57 07 8.265 0.21 "

Next multiplied

N 8.29 +0.92 10.57 1 Jan 65  
 8.27 +0.92 10.54 31 Jan 65  
 8.28 +0.92 10.58

S 9.12 +0.51 10.06 1 Jan 67  
 9.09 +0.54 -0.01 31 " "  
 9.10 +0.525 10.02

12369

1 59 22 -24

34 7.11.84

Antennas Hf.

$$7.04 + 1.42 - C$$

$$7.07 + 1.445 + 1.63$$

$$\frac{7.06 + 1.44 + 1.63}{}$$

7.75

552

811

512

265

257

592

512

257


257

$$6.28 + 0.878 \text{ 1 Dec 71}$$

$$6.31 + 0.661 \text{ 3 Dec 71}$$

$$6.31 + 0.59 \text{ 4 Dec 71}$$

$$\frac{6.30}{+0.60}$$




12204 1 58 06 -14 01 219M3

6.80 +1.64 +1.82 <sup>30mm</sup>  
71

5.44 +1.06 11271  
5.52 +1.08 31271  
5.55 +1.07 41271  
5.50 +1.08





h FT 182 2 06 19 -64 WY 13.5 am 1.79

$\pi = 0.616(15)$

10.40 +0.90 19 Dec 68  
10.24 +0.86 27"  
10.32 +0.88

35


594

975

979

10/972

11.55 +1.50 +1.08 31 Jan 50



1177 2 07.5 +29 34 9.2 6-0

9.74 +57 -10 1 K

8.81 +0.57 -0.08 25 26 62

8.76 +0.58 -0.11 26 26 62

8.74 0.575 -0.105 2K

LFT173 2 01 00 + 5 34.5 13.3 + 2

W110

G-336 12.33 + 1.44 + 1.18 7 Oct 20 11.36 + 0.6858 Oct 70

11.36 + 0.6858 Oct 70

11.36 + 0.685

11.95

0.35 (13)

10.7


21

5.0

10.7

21  
5.0

2.35



LFT 194

2 12.1 - 1 26

8.8 F8 1.00<sup>v</sup>

-10306

6159-50

8.93

+0.18

27 Dec 68

8.96


+0.205

18 Oct 75

8.54

+0.23

25 Oct 75





HD13435

0209 15

-28

22


906-102

6.71 +0.35 19 Nov 68  
6.68 +0.36 28 Dec 68  
6.70 +0.855

2 lent

7.05 +1.02 +0.8469

132  
5



run

V Tri (Cont)

8.62 +2.055 - 20 Oct 71

8.62 +2.085 - 21 Oct 71

8.49 +2.04 - 30 Nov 71

7.47 +0.845 18 Oct 71

~~7.34~~ +0.84 31 Oct 71

7.35 +0.825 4 Dec 71

1972

8.65 +2.24 - 21 July 72

8.83 +2.33 - 3 Aug 72

8.93 +2.32 - 17 Aug

8.61 +2.24 - 1553.15

8.53 +2.23 +3.37 1552.12

8.64 +2.37 +3.16 1570.18

8.79 +2.31 +3.32 1604.12

7.44 +0.81 23 July

7.27 +0.82 1572.13

7.30 +0.83 1572.15

~~7.47~~ +0.81 22 Oct 72

7.45 +0.77 24 Oct 72

7.32 +0.79 30 Oct 72

7.46 +0.81 1635.0

7.53 +0.82 1 Dec 72

1372

8.61 +2.31 - 216.72

7.53 +0.83 1654.02

8.50 +2.22 - 296.72

7.39 +0.81 226.72

8.1.4 +2.23 +3.12 1634.069

1844.57 761 +0.74

(8.25 +2.25 - 286.72

1947.56 7.55 +0.50

8.75 +2.38 - 1652.0

8.72 +2.31 - 1653.0

8.66 +2.16 - 206.72

8.60 +2.16 - 276.72

9.60 +2.17 - 246.72

8.71 +2.14 - 1652.54


1699.9

8.84 +2.20

$\begin{cases} 9.51 & 7.40 & +925 & 904.06 \\ 8.55 & 7.29 & +0.94 & 906.02 \end{cases}$

✓ Ani 2 13 22 +12 06 7.7-8.3 R

8.83	+2.10	+2.24	23 Oct 69	7.29	+0.78	18 Sept 69
8.63	+2.06	+2.30	3 Nov 69	7.44	+0.80	3 Oct 69
8.60	+2.00	-	23 Nov 69	7.42	+0.79	20 Nov 69
8.65	+2.06	+2.49	26 Oct 70	7.37	+0.795	7 Dec 69
8.61	+2.09	+2.47	30 Oct 70	7.15	+0.82	8 Oct 70
8.45	+2.05	+2.22	24 Nov 70	7.51	+0.825	29 Oct 70
				7.49	+0.825	31 Oct 70
				7.32	+0.78	26 Nov 70
				7.34	+0.78	27 Nov 70



V221 2 14.0 +6 26 9.0148 ADS1729

HS13959

8.32 +0.405  
9.03 8.33 +0.42 60" 13 Oct 63  
8.94 8.35 +0.42 " 18 Nov "  
8.33 +0.415

9.12 +1.32 - 60" 9 Jun 66


" 9.07 +1.07 +0.98 23 Nov 69  
9.03 +1.07 +0.97 4 Dec "  
9.05 +1.07 +0.975

hFT208 2 169 -37 01 13.3 m 1.47

10.43	+1.005	27	inches
10.41	+1.01	30	"
<hr/>			
10.42	+1.01		

11.62 +1.50 +1.17 31 Jan<sup>20</sup>





14651

7.66 + 1.65 + 1.505 27 Dec 72  
7.70 + 1.63 + 1.535 4 Jan 73  
7.71 + 1.625 + 1.50 17 Jan 73  
7.66 + 1.65 + 1.55 21 Jan 73

5.59 + 1.445 29 Dec 72  
5.59 + 1.44 19 Jan 73



Nov

14284

2

16

40

41

17

8.1 gmb

7.9-8.05 +1.525 +1.4 1509

6.1-6.2 +1.455 1969

8.20 +1.595 +1.415 30100

7.50 +1.65 +1.50 22000

7.54 +1.585 +1.472810271

7.94 +1.605 +1.485 31000

7.94 +1.605 +1.44 31000

7.92 +1.585 +1.44 31000

6.26 +1.56 11000

6.25 +1.53 31000

7.74 +1.63 +1.47 1520 21 Aug 72  
 7.45 +1.60 +1.50 1524 25 Aug  
 7.67 +1.43 +1.44 1538 3 Aug  
 7.68 +1.61 +1.56 1547 17 Aug  
 7.69 +1.67 +1.56 1553.14

1572 20 Aug 5.94 +1.48  
 23 Aug 6.03 +1.485  
 1591.12 5.81 +1.40

7.64 +1.67 +1.55 1557.1  
 1572.14 5.79 +1.42

7.61 +1.68 +1.67 1569.16  
 22 Oct 72 6.11 +1.45

7.62 +1.73 +1.62 1570.16  
 24 Oct 72 6.16 +1.52

7.47 +1.64 +1.43 1607.10  
 30 Oct 72 6.18 +1.51

7.46 +1.60 +1.385 21 Oct 72 1.42  
 1435.0 5.58 +1.40

7.53 +1.60 +1.41 29 Oct 72 1.62  
 1 Oct 72 5.82 +1.325

7.67 +1.67 +1.64 1634.039  
 1564.0 5.81 +1.42

(7.61 +1.62 +1.61 2 Dec 72 1.654  
 22 Dec 72 6.06 +1.45)

{7.62 +1.72 +1.60 1652.0  
 25 Dec 72 5.54 +1.445

7.70 +1.65 +1.52 20 Dec 72  
 7.71 +1.63 +1.50 17 Jan 73  
 7.76 +1.65 +1.505 27 Dec 72  
 7.76 +1.63 +1.525 4 Jan 73

+150324

14556

2

19.1

+15

56

+34.9

7.88 + 1.685 + 0.74②

7.42 + 0.42②

704

477

65

676y

$$\begin{array}{r}
 +00294 -0051 \\
 + \quad \quad \quad + 7 \\
 \hline
 +00299 -0043 \\
 - \quad \quad \quad + 21 \\
 \hline
 +00325 -0018
 \end{array}$$

$$\begin{array}{r}
 +00299 -0043 \\
 - \quad \quad \quad + 21 \\
 \hline
 +00325 -0018
 \end{array}$$

$$\begin{array}{r}
 +00325 -0018 \\
 +058 -002 \\
 + \quad \quad \quad - 4 \\
 \hline
 +000 -006
 \end{array}$$

$$\begin{array}{r}
 +058 -002 \\
 + \quad \quad \quad - 4 \\
 \hline
 +000 -006
 \end{array}$$

① 4.55

14396.000\*

2.000\*

19.100\*

15.000\*

56.000\*

0.050\*

-0.000\*

7.550\*

323.594

34.900

0.184

0.664

82.761

-0.204

0.347

-54.025

0.078

-0.662

2.010


G75-9 02 24 01 -1 23 1360 +154 +106

12.10  
12.24  
12.20

+1.63  
+1.09  
+1.11

18 Nov 68  
18 Sept 69





V 710 273  
6-73-56

+70385

2 25 48

+7

34

4.715

9.50 10.93 ✓ 10.69 ✓ 22674



HR 730

2

28

32


-22

49 6.76 + 19 (413)

10.5 29" 830

12.71

+0.20 29.47



+170353

14687

024 MC

2 19.9

+18 11

143.9

612  
55  
23

n. m. surf  
2.30 = 0.0045

8.82 + 0.91 + 0.62 (2)

8.44 + 0.32 (2)

+01986      +0975' 2

+ 5

+ 7

+01991

+0982'

-y

+ 26.

+01987

+ .1008

947

2837

0.269

+101

+ 2

-y

+0.271

+097

14657.000\*

2.000\*

19.900\*

10.000\*

11.000\*

0.271\*

0.097\*

2.300\*

28.840

43.900

1.001

0.678

58.645

-0.532

0.371

0.917

0.759

-0.634

-5.958

12/12/22 8.43 ± 0.03 RMS 0211

8.2-8.6

PS Cat

2 24 28

+0.055

Q 50?

504.06 8.42 8.08 +0.32

506.02 8.45 8.05 +0.325

=

4 3 8.40 -0.86 +0.485 30 Oct 70

1 1 8.44 +0.845 +0.45 17 Nov 70

14 4 8.39 +0.835 +0.455 24 Nov 70

1 1 8.44 +0.82 +0.43 1 Jan 71

4 2 8.45 +0.845 +0.46 2 " "

14 4 8.39 +0.505 +0.43 15 Jan 71

24 5 8.48 +0.91 +0.45 15 Feb 71

10.

8.13 +0.32 31 Oct 70

8.05 +0.24 26 Nov 70

8.10 +0.30 27 Nov 70

8.06 +0.305 29 Nov 70

8.12 +0.32 31 Dec 70

7.92 +0.245 21 Feb 71



22 July 72	4:20 AM	8.33	10.56	10.43	10	34
26 " "	4:05 "	8.44	10.85	10.58	2	34
4 Aug "	4:38 "	8.44	10.88	10.50	1	1
18 Aug "	3:35 AM	8.43	10.85	10.42	0	0
22 July 72	1:35 AM	8.40	10.88	10.34	3	9
22 July 72	11:10 PM	8.41	10.83	10.43	2	4
22 July 72	9:30 PM	8.44	10.85	10.42	1	
27 July 72		9.44	10.86	10.43		

401555

2 2805

-24 14

7.5

7.34 + 1.05

6.90

6.94

6.85

+0.31

+0.35

+0.33

+0.33

28 Dec 68


27 "

29

6.90

2007

7.32 + 1.06 + 1.01 69



1320986 + 40

0.10

2 30 02 -15 48 13.34

~~2 25 40 15 48.5~~

18 nov 68

27 Dec

+0.41

+0.41

+0.41

12.178

12.87


12.92

~~12.92~~

not  
LH6 1412

L77 12.41

~~12.92~~



16397

2 37 00 +30 43

732+40

$$\begin{array}{r} 7.20 \\ 7.20 \\ \hline 7.20 \end{array} \quad \begin{array}{r} +0.225 \\ +0.24 \\ \hline +0.23 \end{array} \quad \begin{array}{r} 280075 \\ 267775 \end{array}$$

MAR 15 1964

9.76 + 0.445 - 19

16031 2 32 58 - 12 29.5 00/E4

~~9.71 + 0.19 21615  
9.70 + 0.205 21615  
9.70 + 0.20 (2)~~





LTT 1244      2      24.2      -15      51      133 k 0.46

13.26 + 0.98 + 0.40      16 Sept 65

13.27 + 0.99 + 0.40      18 " "

---

13.26 + 0.985 + 0.40

H# 15793

TV Row

(over)

2 29 19 -57 56 6.7 MSTT

6.77 5.23 +1.345  
 4.79 5.23 +1.355  
 4.81 5.23 +1.34

881.10 Roman  
 907.06  
 906.03

886	6.80	+1.62	+1.585	26 Oct 70	5.12	+1.30	28 Oct 70
890	6.77	+1.61	+1.60	30 Oct 70	5.13	+1.32	27 Oct 70
892	6.76	+1.615	+1.635	1 Nov 70	5.08	+1.31	25 Oct 70
915	6.76	+1.63	+1.65	24 Nov 70	5.05	+1.27	31 Oct 70
944	6.74	+1.65	+1.53	23 Dec 70	5.10	+1.33	27 Nov 70
	6.82	+1.61	+1.605	29 Dec 70			
93	6.93	+1.595	+1.615	1 Jan 70	5.18	+1.33	29 Nov 70
95	6.83	+1.62	+1.585	2 Jan 70	5.18	+1.31	30 Dec 70
95	6.82	+1.60	+1.585	5 Jan 71	5.20	+1.34	31 Dec 70
96	6.93	+1.625	+1.55	15 Jan 71	5.25	+1.35	31 Dec 70

6.79 5.21 1.34 18 Nov 71

6.82 5.23 1.355 20 "

6.80 5.21 1.36 21 "

1972 6.76 5.21 1.35 22 "

21 Aug 72 6.80 +1.62 +1.57

25 Aug 72 6.81 +1.60 +1.62

30 Aug 72 6.83 +1.63 +1.62

17 Sept 72 6.84 +1.61 +1.56

15 Oct 72 6.70 +1.64 +1.70

15 Oct 72 6.71 +1.65 +1.66

15 Oct 72 6.85 +1.62 +1.64

15 Oct 72 6.88 +1.67 +1.58

HD 16159 2 33 10 -43 57 8.76 +1.39

7.94

+0.78 R

8.02

19 Nov 68

7.91

+0.75

28 Dec 68

7.84

+0.76


27 Dec 68

7.86

+0.745

29 Dec 68


20:00 P.



She

16157

Var	6	See	cp *
8.86	+1.38 +1.05	Sept 13 5:07 AM	8.67 +1.30 +1.32
8.94	+1.39 +1.10	Oct 3 4:10 "	8.68 +1.29 +1.40
8.88	+1.34 +1.00	Oct 23 2:00 AM	8.72 +1.27 +1.33
8.84	+1.33 +1.09	Nov 4 3:15 "	8.66 +1.27 +1.31
9.01	+1.35 +1.03	Nov 22 1:35 AM	8.71 +1.27 +1.34



5ml of (PI)

10.42+47-17

-170484

2

30

22

-17

05.5

10.42 + 0.195 28.6175

10.37 + 0.21 26.7075

10.40 + 0.20



