

# V7252y (cont)

4:25 AM 25 <sup>71</sup>	12.55	+1.425	+1.25	11.97	+0.55	4:40 AM
3:35 AM 26 <sup>71</sup>	12.45	+1.30	+1.43	12.03	+0.54	2:10 AM
2:15 AM 7 <sup>71</sup>	12.54	+1.385	—	11.88	+0.52	2:35 AM
8:00 PM 27 <sup>71</sup>	12.43	+1.395	+1.51	11.90	+0.535	6:00 PM
7:15 PM	12.55	+1.50	(+1.23)			2:55 PM 71
1972						
10:45 PM	12.60	+1.36	+1.18			3 Aug 72



500

Titre 1809 + 31 50

165  
12

9.67	+1.45	+0.165	24 Jun 72	25 Jun 72	27 Jun 72	+1.48
8.75	+1.32	+0.79	5 July 72	27 Jun 72	27 Jun 72	+1.43
8.86	+1.36	+0.77	21 July 72	5 July 72	5 July 72	+1.29
8.39	+1.36	+0.84	25 July 72	21 July 72	22 July 72	+1.19
8.40	+1.39	+0.95	27 July 72	25 July 72	27 July 72	+1.14
8.58	+1.44	+1.88	30 July 72	27 July 72	31 July 72	+1.195
8.62	+1.84	+0.83	5 Aug 72	30 July 72	30 July 72	+1.53
9.23	+1.8	+0.70	17 Aug 72	17 Aug 72	17 Aug 72	+1.48

~~165~~

15522.53 963 +1.55 +0.76 1570.91 8.33 +1.77

1556.54 9.55 +1.54 +0.52 1571.91 8.37 +1.78

1568.94 11.14 +1.42 +0.29

1569.52 11.14 +1.41 +0.20

1573.52 11.43 +1.35 +0.38

166.913 18 13 36 -59 25 8.20 +0.46-0.20 185

✓

8.25 +0.445 -0.21 24 $\mu$ <sup>70</sup>

0.10

LDSG28 18 12 26 42 35 10.1 NP645"

Aichmepni 8

10.17


+0.725 +0.33

~~10.39 +0.62 27/1/69~~

10.09 +0.71 +0.26

13.45 +1.125 +0.80

~~11.83 +0.58 27/1/69~~



L FT 1397


18 10 56 +5 24 116+1

G140-46

8 Oct 70 10.05 +0.275

10.43 +0.73 +0.21 7 Oct 70





168459 18 18 19 -0.7 59 6.6 d12

✓

6.57 1039 10.02 24/m  
no

ARR Paw 18 17 02 - 6 05

AM  
27 May 70 4:30 10.05 +0.535 -0.005  
28 " 10.07 +0.525 -0.01

24 June 4:30<sup>AM</sup> 10.34 +0.51 -0.71

~~26 Oct 19.01 +0.65 -0.24~~

min [ 30 Oct 70 12.01 +0.53 -1.10  
1 Nov 70 12.00 +0.525 -1.08  
9.70 +0.395 27 May 70  
9.80 +0.44 27 June 70  
10.56 +0.81 8 Oct 70  
10.87 +0.85 31 Oct 70




d'96

G-183-32 18 14 31 +20 25.5 15.1-2-

Aug

B339 +1.475 +1.02 12.227536"



8-141-4 18 20 43 +6 19.5 14.3+3

ROSS B6

12.48 1.45 +95 3 mi

12.48 +1.51 +1.11 28 Jun 70

41 6  
97 21  
84 7

4221.0

054115)

AND

11.39

11.32

11.36


10.98

80

1018

119.03

+1.11 27 Jun 70  
+1.11 8 Oct 70  
7.11





LF71408

18 18.5 - 1.04 14.76 1.08

992-15

12.71 + 1.66 + 1.12 ①

15.0 + 2 1.06

821-10


~~11.78 + 0.675 26 July 69~~

Another item

11.36 + 1.115 25 July 69

11.35 + 1.165 24

11.34 + 1.114



168227

A

1756

-15

37.5-8.5R6

Var

210V



V181 18 30.7 -11 40

10.07 +1.27 +1.24 12m avg 66" "

✓ 123

17

604600

170525

18

30

44

-58

44

6.43 + 68

15 m 02

70 6.42 + 0.705 + 0.17

20 m 04 70 6.41 + 0.645 + 0.165

6.42 + 0.70 + 0.17

6.35

6.05

6.24

6.38

6.32


+ 0.23 17 May 70

+ 0.255 30 June 69

+ 0.225 19 July 69

+ 0.235 30 April 70

+ 0.23 (3)



170657

18

29 29


-18 56 6.74 + 84

6.78 + 0.90 + 0.50 2 Jun 69  
6.83 + 0.90 + 0.51 2 Aug 69  
6.80 + 0.90 + 0.51  
6.82 + 0.87 + 0.56 6 Apr

6.45 + 0.30 1 May 70  
(6.50) + 0.315 4 May 69  
6.34 + 0.315 30 Jun 69  
6.54 + 0.295 30 Apr 70  
6.43 + 0.305 (4)

✓ R





6952/53

18

31

19

38

45

22" 5.55 A

65505

5.45

-0.06

-0.22

12 July 74

6.33

-0.01

-0.125

1

6952

HR ~~6059~~/3

18 30.0 -38 46

6.55 B8 }  
5.95 A } 22"  
          } cm

5.65 -0.06 -22 12 July 74

5.67 -0.10 -0.18 12 Jun

~~5.73 -0.02 -0.23 6 July dr~~

5.65 -0.035 -0.18 28 Sept 67

5.67    -0.035    -0.20    (4)


<sup>or</sup> ~~6.47 -0.01 -0.11 6 July 67~~ 12 July 74

<sup>or</sup> ~~6.33 -0.01 -0.125~~

~~6.35 +0.005 -0.045 28 Sept 67~~

6.37 -0.04 -0.08 12 Jun 64

6.37    -0.015    -0.09    (4)



~~110~~ G-155-73

dmo

-110 4672

18 31 50

-11 39 10.02 +1.25

4266.0  
50(25)

888  
6.5  
82355  
450  
6.73 (1.77)

- 10.515 @ 102.65  
9.24 +0.505 30 Apr 70

9.27 +0.535 17 May 70


9.26 +0.52

10.02 +1.28 +1.14 512

15 May 70 10.04 +1.24 +1.205

1.60" 10.07 +1.27 +1.24

10.04 +1.26 +1.21



near EW Set

140171732 18 35 08 -3 09 8.7 09

9.11 +0.28 -0.12 19 Aug 69  
9.07 +0.24 -0.15 9 Sept 69  
9.09 +0.285 -0.135


172175 18 37 24 -7 54 8.4 00

9.43 +0.58 -0.52 9 Sept 69  
9.47 +0.61 -0.50 12 Sept 69  
9.45 +0.595 -0.51

next 70 7.84 -11.0 +1.33

EW Set

6.45 +0.92 8 Oct 78  
6.50 +0.905 -0.9 Oct 78





~~1150#130~~

204+165  
MS VII  
28


171451 18 34 26 -35

88188 65.96 5.49 +1255  
89451 7.04 5.58 +1265

6.85 +1.73 +1.875 15mg 70  
7.09 +1.705 +1.705 26mg  
6.96 +1.705 +1.84 70cut 70

7.12 +1.66 +1.73 26cut 70  
7.01 +1.69 +1.725 30cut 70  
7.05 +1.67 +1.715 12mg 70


5.52 +1.24 1mg 70  
~~OR 5.28 +1.16 8cut 70~~  
5.58 +1.22 29cut 70  
5.45 +1.22 31cut 70  
5.50 +1.37 18cut 70



	Cost					Var	
171451	18	34	20	-35	28	7.04	

7.15	+1.70	+1.68	13 Oct 71	5.53	+1.27	18 Oct 71
6.99	+1.695	+1.76	24 Oct 71	5.51	+1.21	23 Oct 71
7.01	5.54	+1.25	9 Nov 71	5.49	+1.255	25 Oct 71


7.12	+1.69	+1.70	24 June 72	1552.95	6.91	+1.73	+2.02
6.99	+1.75	+1.89	5 July 72	1556.96	6.94	+1.72	+1.92
7.28	+1.65	+1.67	21 July 72	1568.96	7.06	+1.71	+1.96
7.30	+1.68	+1.68	25 July 72	1569.94	7.10	+1.72	+1.83
7.27	+1.665	+1.68	27 July 72	1573.94	7.05	+1.70	+1.77
7.22	+1.70	+1.76	3 Aug 72				
2037.08	+1.70	+1.75	5.82				



171737 18 35 31 -23 38 8.8 139

9.46 +0.105 -0.275 3 July 71

$E \sim +25$



W1465

LFT 1419

18

33.1

-8

18

15.3 NY

G-155-27

12.83

+0.61

26 July 69

(+0.55) 25

12.84


+0.585

18 Aug 69

12.84 +0.585

13.70 + 1.36 + 1.25

1.26





Very busy during

171394

, 8

33

34

-19

18

7.2

MS

6.81

+1.75

+1.72

15mg 74

5.06 + 1.40 20.5

6.75

+1.78

+1.72

21mg 74

5.05 + 1.40 19.5

6.82

+1.77

+1.75

23mg 74

5.05 + 1.38 22.5

6.83

+1.74

+1.69

24mg 74

5.05 + 1.38 22.5

6.87

+1.77

+1.69

26mg 74


5.05 + 1.38 22.5

172030 18 36 32 -4 58 9.1 A0

935 40.41 40.24 12.5.169

171979 18 36 14 -7 41 A0 9.1

9.32 +0.39 40.24 12.5.169



171893 18 35 55 -17 16 6.8 d*f*=3

6.83 +0.60 +0.40 24 Jan 10

W.H.  
Ayres




multiple optima

208

-2106586 18 37 42 -21 03 91-9.6 40

9.55 +0.435 +0.32 9 Aug 74  $E = +44$

10.30 +0.79 +0.13 9 Aug 74



172 144 18 38 16 - 44 12 7.89 + 0.54

✓

OL  
imp/ma

7.42 + 0.555 + 0.065

7.89 + 55 + 7

7.40 + 55 + 0.7 25950



172169

18

36

18

+29

335

72104M

6.71


+128

+1465

26 June 74

6.10

+0.46527M



155-33 (R)

18 39 32 -13 24 13.1 23

Made

N  
②

10.63 + 1.48 + 1.28 + 1.75 + 40"

G-21-23

18 40 03

100

54

86

12-23 +1.42 +12418

12-29 +1.42 +115

12-25 +1.42 +1251M

W851

24 Jan 70

12.30 +1.40 +120

12.27 +1.415 +1.2 ~~1.2~~

12/20

11.43 +0.63 27 Jan 70


11.57 +0.65 8 Oct 70

11.50 +0.64

11.50

1.2

0.



HR 7012

18 40.5 -64 55 4.78 +0.20

M<sub>L</sub> +057<sup>S</sup> -156

97

8

Open

40.6 -64 54 9.1 mo

807  
210  
597M<sub>L</sub> +059<sup>S</sup> -158


9.39 +1.15 +0.92 5 July 8.60 +0.61 5 Jun 71

9.44 +1.14 +0.94 2 " 4.7 8.63 +0.595 8 Oct 70

9.41 +1.14 +0.92 4 " 8.71 +0.62 27 Jun 70

8.69 +0.60 24 May 70

9.41 +1.14 +0.93~~8.68~~ +0.605 (4)



6777424

18 July

-20 42

1454.30225

G-155-35

148931214

12.85

+1.015

+0.52

25 Sept 67

12.87

+0.98

+0.61


28 Sept 67

12.86

+1.60

+0.56





Mean 7023

HW 172749 18 40 42 -15 43 10.3 B9

9.80 +0.14 -0.47 19 Aug 69  
9.73 +0.16 -0.51 9 Sept


9.77 +0.15 -0.49

172750 18 40 42 -15 58 94 B9

8.90 +0.20 -0.26 19 Aug 69  
8.84 +0.21 -0.32 9 Sept  
8.87 +0.205 -0.28

18 41 12 - 22 27 7.6 B9  
7.75 +0.23 -0.30 12 Sept 69

7.75 +0.22 +0.39 19 Aug 69  
7.68 +0.22 -0.32 9 Sept  
7.72 +0.225 -0.355 -0.31



Next

7023

4.18 +1.49 30 June 69

4.49 +1.49 25 July

4.44 +1.56 27 "

4.21 +1.535 18 Aug

4.21 +1.545 22 "

4.37 +1.52 20 Sept 69

4.41 +1.48 3 Oct 69


4.24 +1.70 4 Nov 69

3.07

1.47

1.19

6.37  
-3.23



(SS ± dmp)

R.I. cont

HR 7023

18 41 00 -19 19 649 114

6.13 +1.775 +1.70 2 Oct 69  
6.25 +1.71 +1.56 23 Oct

~~374.5~~  
244 0402.5


6.34 +1.75 +1.51 2 Jun 69 4700V 69  
6.05 +1.76 +1.56 2 July 69 4.24  
6.42 +1.75 +1.47 17. " " +1.405  
6.47 +1.72 +1.44 23. " " ↗  
6.26 +1.75 +1.62 13 Aug 69

6.22 +1.76 +1.65 17 Aug 69 4.18 +1.49 30 Jun 69  
6.20 +1.77 +1.62 19 Aug 69 4.49 +1.49 25 July 69

473.5

6.52 +1.74 +1.50 9 Sep 69  
6.58 +1.73 +1.50 12 Sept

4.44 +1.56 27. "  
4.25 +1.55 18 Aug 69  
4.25 +1.55 22 "




9.54 + 0.89

173409 18 44 33 -31 25 9.18 ADC

9.38 + 0.23 205.69





6-155-05

LTT 7/24

18

42

15

-20

41

12.86 + 100 + 0.56

12.48

+0.495

12.36

+0.455


12.63

+0.24

12.42

+0.475

1 Aug 69  
6 Aug 69



173087 18 41 42 -19 18 9.4 A0


8.97 +0.30 +0.20 12 Sept 69

172255 18 38 04 -21 00 8.3 B9

8.45 +0.34 -0.04 12 Sept 69

8.40 +0.31 -0.02 B Oct 69

8.42 +0.325 -0.03



New Rest

AD 173802 18 45 46 -07 36 11.0 09

10.20 +0.22 +0.16 19 Aug 69

173820 18 45 52 -06 21 10.1 0

9.53 +0.26 -0.74 19 Aug 69

$\frac{9.53}{9.90}$

$\frac{+0.26}{+0.27}$

$\frac{-0.74}{-0.775}$

9.52

058850

18 46 07

-07 05 9.2 05

11.5

8.97

+0.13 -0.29

19 Aug 69


$\frac{8.97}{8.94}$

$\frac{+0.12}{+0.125}$

$\frac{-0.30}{-0.295}$

9.52

07



173744 18 45 22 -05 56.7 708 40

7.10 40.10 40.09 12 Sept 69

173673 18 45 00 -06 44 79 88

7.68 0.00 -0.36 23 Sept 69

7.71 +0.01 -0.37 12 Sept 69

~~7.63~~ -0.61 +0.32 2 Oct 69

~~7.67~~ 0.00 -0.36 5


173533 18 44 25 -06 21 8.62 89

8.66 +0.15 -0.41 12 Sept 69

8.54 (+0.11) -0.41 2 Oct 69

8.40 8.60 -0.14 > 0.43  
+0.145 = 0.43






LFT 1435 18 46.3 -2 38 143 h-m 113

G72-1 18 46.2 -2 37 15.2 +2 124

12.48 +0.925 25 July 69  
13.41 +1.60 +1.10 19 Aug 69  
12.56 +0.965 18 Aug 69  
12.52 +0.945



L-777491 18 50.3 -38 40 13.7 k 100"

ep 16<sup>th</sup> Vis. 12"

069 ± 9 L 0(12)  
077 7(4)  
072 ± 7

12.97 +0.89 -0.01 20 July 1968

12.65 +1.56 +1.20 23 July 1968

12.74 +1.50 +1.05 28 July 1968


13.12 +0.67 -0.02 25 July 1968

13.20 +0.57 +0.12 22 Sept 68

15.18 +0.37 +0.06 25 July 1968

15.25 +0.38 +0.11 22 Sept 68

B



leaf 610

174153 ✓ 18 48 57 -44 31 7.54+52

27/12/70 7.60 + 0.525 - 0.045  
C 755 + 53 #1



173854

18 46 35

-16

14

7.05105

51150c

6.85

+1.68

+1.44

23

July 69

5.54

+0.725

25 July 69

5.54


+0.64

27"

5.54

+0.70






Sag  
 FN Sag  
 18 52 00 -19 02  
 9-13.9 Feb  
 1.000?

11.87 +0.77 -0.44 13 Aug 69  
 11.89 +0.79 -0.47 17 " "  
 11.98 +0.80 -0.46 19 " "

(19.94 +1.06 +0.43) 9 Sept 69  
 12.09 +0.78 -0.50 12 Sept 69  
 12.28 +0.75 -0.51 2 Oct 69  
 11.05 +0.72 22 Aug 69  
 11.49 +0.68 5 20 Sept 69  
 11.57 +0.73 3 Oct

11.54 +0.705 -0.495 15 May 70  
 11.53 +0.74 -0.505 26 May 70  
 11.56 +0.72 -0.49 28 May 70



LFT 1441

18 50.3 -38 40

13.7 to 1.00

rechecked 12 m vi 12"

W 355 f. 0

check 1441 (12.0)

12.74 +1.50 +1.05

12.59

+0.96

26 July 69

11.30

+1.22

27 June 70

(11.52)

+1.225

18 Aug 69

11.22

+1.24

22 ...

11.26


+1.23

10.98  
9.30  
9.71  
9.0

658658 18 53 57 -42 83 103  
14.3

10.10 +0.91 ~~10.22~~ +0.40 29 Aug 73

13.59 +1.085 +1.07 29 Aug 73



175518

18 54

12

-5

47

7.47 + 75

7.11 + 0.235 17 May 70

7.47 + 0.75 + 0.40 Roman


7.22 + 0.23 30 Apr 70

7.45 + 0.75 + 0.40 R

7.11 + 0.245 30 Jun 69

7.19 + 0.245 1 July

7.16 + 0.24 (4)





~~Account~~ 112111  
- 00 46 7.45 + 1.22


175545 18 54 20

6.88 + 0.41 18 mg<sup>72</sup>  
6.85 + 0.42 21 mg<sup>72</sup>  
6.86 70.415

7.39 + 1.195 + 1.195 17 mg<sup>72</sup>  
7.39 + 1.205 + 1.20 20 mg<sup>72</sup>  
7.39 7.20 + 1.20


✓ 6.88 5.0  
6.87 4.6

5.9  
7.6  
11.5  
7.7



175541 18 54 02 +4 13 8.05+90

7.69 +0.33 4 may 69  
7.53 +0.33 30 June 69  
7.61 +0.33



101 AR and 54 Sgr

176661 19 00 26 -23 46 8.6 A0

8.57 +0.045 -0.31 7 Oct 70  
8.52 +0.045 -0.31 13 Oct 71  
8.55 +0.045 -0.31

176572 19 00 02 -21 00 8.9 A0


9.37 +0.135 +0.08 7 Oct 70

176432 18 58 32 -19 55 8.9 B8

9.34 ~~+0.06~~ -0.33 7 Oct 70

176310 18 58 44 -22 55 8.3 A0 <sup>8.77</sup> +0.20 +0.20 7 Oct 70

176164 18 58 04 -24 26 8.3 B8  
8.52 +0.03 -0.42 7 Oct 70  
9.43 0.00 -0.42 30 Oct 70




dividends ft op.

175674 18 56 40 -48 34 6.5 Ba II

6.61 +1.34 +1.35 13 Aug 69  
6.61 +1.32 +1.33 9 Sept 69  
6.61 +1.33 +1.34

6.12 +0.455 18 Aug 69  
6.04 +0.45 22 "  
6.08 +0.45





175405 18 56 00 -02 345 7.55101

7.65 +11.65 +1.07 15.27  
267 5976  
7.66 +11.55 +1.09 15.27  
5914 5976

7.18 81.6  
7.16


7.18 81.6  
7.16

7.18 81.6  
7.16

R

1288 +0665-000 26 June 74  
Kempner


12.46 +10019774  
12.52 +10102774



175362 14 533 -37 25 54 B5

5.38 -0.175 -0.69 26 Jan 74  
5.39 -0.17 -0.71 23 Oct 67  
5.40 -0.16 -0.64 28 July 74

5.53 -0.205 13 Aug 74




how

~~to cover~~ 18

176650 18 59 32 +2 26 7.2810

7.07 +1.05 +0.83<sup>(5 min)</sup> 7.0 6.49 +0.365 1 May 70  
6.63 +0.365 30 Apr 70

7.07 +1.025 +0.8426<sup>min</sup> 7.0 6.66 +365 4 May 69  
6.58 +345 6 Aug 69  
6.60 +0.355(4)




ref num

TY CA

→ P-F = +0.01

9.63	+0.53	+0.12	26 June 74	8.57	+0.475	27 June 74
9.46	+0.515	+0.11	12 July 74	9.15	+0.49	13 July 74
9.49	+0.525	+0.125	16 July 74	9.01	+0.425	19 July 74
9.80	+0.54	+0.105	21 July 74	9.17	+0.48	22 July 74
9.68	+0.57	+0.14	23 July 74	9.12	+0.48	11 Aug 74
9.72	+0.585	+0.115	24 July 74	9.17	+0.47	13 Aug 74
9.65	+0.52	+0.115	29 July 74			
9.64	+0.55	+0.12	9 Aug 74			
9.66	+0.58	+0.11	22 Sept 74			






Net change in value

14.5 + 0.76 - 0.10

12.57	+0.995	+0.56	26 Jun M	11.72	+0.82
12.46	+0.97	+0.58	12 July 79	<del>11.72</del>	
12.54	+0.97	+0.55	12 July M	11.46	+0.78
12.41	+0.995	+0.56	21 July 79	11.64	+0.85
12.49	+1.01	+0.58	23 July M	11.53	+0.79
12.49	+0.99	+0.47	24 July 79		




2280

179126 19 05 26 + 7 34 9.24 + 1.07

$\frac{2}{7}$

9.24 + 1.07 + 0.53 Roman

9.25 + 1.06 + 0.88 <sup>15<sup>th</sup> out</sup> 70 8.63 + 0.42 1 July 69  
8.68 + 435 8<sup>th</sup> May 69  
8.60 + 415 30 June 69  
8.64 + 0.425



W11461 18

~~58.5~~ 58.5  
~~58.5~~

119 01 1950

10.05 +0.70 +0.09

10.07 +0.70 +0.09

10.11 +0.69 +0.09

10.08

+0.70

+0.09

May 30 100" 62  
June 30 " 62  
2 July " "

175606 18 56 20 -51 31 9.76 + 0.47 - 0.23

BS

done

✓ 4.84 413 -23 241  
9.83 + 0.45 - 0.22  $\frac{256}{15}$

~~9.80 + 0.46 - 0.225~~

984 44 - 0.225 (2)





op #5 over

1967 0.220<sup>9</sup>

BGGA 18 53.8 -37 19 13.7 -14.6

14.15 +0.815 +0.13 26 Jun 74 13.66 +0.41 27 Jun 74

14.06 +0.96 +0.56 28 Sept 67 6, 163

14.05 +0.97 +0.62 23 Oct 67

14.06 +0.77 +0.21 24 July 1968

14.17 +0.78 +0.10 17 Sept 68

14.60 +0.83 +0.21 18 "

14.22 +0.74 +0.16 21 Sept 68

14.06 +0.80 +0.06 22 "

1467

140 125323 14 5-4.2 -35 5-4 9.5 89

5.39 8.85 -0.03 -0.23 23 Oct 67

140 175362 18 5-4.4 -27 22 5.4 89 17

5.39 -0.17 -0.71 23 Oct 67

140 175363 18 5-4.4 -38 44 8.3 89

8.55 +0.04 +0.11 23 Oct 67

178717

19 07

56

+10

11


7.1 Bath

(+1.88)

$$\begin{array}{r} 6.24 \\ \underline{6.16} \\ 6.20 \end{array}$$

$$\begin{array}{r} +0.705 \\ +0.695 \\ \hline +0.70 \end{array}$$

18 Aug 69  
22..."



060 J Dup

178144      13      19 07 40      -115 32 9.12.66 +02

~~9.12 + 0.66 + 0.2~~

135st76

15 May 70 908 40.68 +003

27 May 70

1744 9.12 + 0.66 + 0.2

29 May 70

9.11 + 0.67 + 0.2

+0.205

+0.20

+0.235

+0.245

8.74

9.03

9.07

~~9.05~~

9.82

