

139105

15 35


00

CB hct

719ms

6.50 +1.53 +1.00 26 ms 74
~~6.50 +1.53 +1.00 26 ms 74~~
 6.74 +1.52 +0.95 18 ms 74
 6.77 +1.51 +0.96 18 ms 74
 6.85 +1.50 +0.96 21 ms 74
 6.89 +1.50 +0.95 22 ms 74
 6.92 +1.51 +0.92 21 ms 74
 6.93 +1.50 +0.91 24 ms 74
 6.96 +1.46 +0.88 9 ms 74
 6.99 +1.47 +0.90 12 ms 74

4.44 +1.68 26 ms
 4.35 +1.67 13 ms
 4.20 1.67
 4.02
 4.81
 8.1
 6.23
 -5.5



-4010322

LTT 6272

HD 135541

15

39.4

655

-21459

8-9 A0


9.2 A0 0.2:

2 det

$\tau_{\text{exp}} = 0.011$

$\mu = 0.19$

9.00 to 10.10 to 10.13 9 mar 67



Ally

139961

15 80

62

-44

57

8.86 + 10

$\pi_c = 0.11$
 $\mu = 0.09$

$v_{w, 11-12-19}$

9.54 + 0.09 + 0.16 C

9.00 + 0.10 + 0.13 9 mar 67

8.91 + 0.09 + 0.22 20 Jun 71

8.87 + 0.10 + 0.20 6 Aug 71

8.87 + 0.09 + 0.20 15 Aug 71

490 + 0.95 + 1.75

9.03 0.00 13 Aug 71

? → S. W. + 10 + 12

4 8.91 + 0.09 + 0.22 30 Jun 71

8.82 1

8.87 + 0.10 + 0.20 2 Aug 71

8.89 100.95 + 0.21

8.87 + 0.09 + 0.175 12 Aug 71



140283

15 41 19

10 49

7.29 + 49

7.24 + 49 - 22

7.22 + 49 - 19 John

~~6.92~~

7.01

7.06

~~6.99~~

7.00

7.02

+0.20

+0.235

+0.23

+0.245

+0.215

+0.225

18 Aug 69

4 May 69

3 Apr 69

28 Apr 69

~~6.92 + 20~~

John

198

✓ I
6
10 - 52 33 10.0 8.0

W 112-02 15 50
 11.24 +2.24 - 27 July 23
 11.33 +2.17 - 2 July 23
 11.36 +2.18 - 29 Aug 23
 11.23 +2.19 - 16 Sept 23
 11.32 +2.14 - 19 May 24
 11.21 +2.15 - 26 June
 11.21 +2.18

9.87 +1.62 23 July 23

11.28 2.18

9069 15 40.4 -10 46 73 ad Asp

7.20 +48 F10 ad F6 R

7.25 +0.46 -0.23 14 Jun 63
7.26 +0.46 -0.23 21
7.26 +0.47 -0.23 669
32

7.24 +48 -20 4 subsp
7.25 +48 -45 637
2634
3

50° 9903

15

49

50

50

36

071

6594.1

1077

1007 5514 + 2014

6901

1001

1046550974

1568

W 109-02 15 48 25 -56 95 -55

11.30 +2.91 - 2773 CC Enje -
 11.40 +2.97 - 2773 CC Enje -
 11.64 +3.09 - 2944 CC Enje -
 11.74 +2.87 - 1554 CC Enje -
 11.03 +2.20 - 1924 CC Enje -
 11.03 +2.83 - 2674 CC Enje -
 11.16 +2.87 - 1274 CC Enje -
 11.28 +3.04 - 2174 CC Enje -
 11.18 +2.95 - 2674 CC Enje -

9.16 +3.25 2217 CC Enje
 9.04 +1.22 1571 CC Enje

F 7

1400


net

CD-33010685

15 43 08 -34 11.5

10.5

9.71 10.63 13 Aug
74



HR 5497B

(BTnA B . 15 52 00 - 63 19


13.50 + 85 + 15

(13.25 + 0.78 + 0.14) ^{25 Apr 69} 13.01 + 0.62 4 May 69
12.68 + 0.68 29 Apr 69
12.76 + 0.61 8 Jun 69

12.72 + 0.64

Red *

9.73 + 1.71 + 1.74 + 5 Apr 71



-0012 -032
-021 -040

5/2 5/2


140817 15 45 08 -35 25 6.59 644 R9

140840 15 45 10 -35 25.5 7.08 74 R9

-081-044

6.86 +0.015 -0.075 9A.74
6.86 +0.015 -0.095 12A.74
6.94 +0.015 -0.085

7.37 +0.005 -0.005 9A.74
7.37 -0.005 -0.025 12A.74
7.38 0.000 -0.015



12.20 + 845 + 0.10

13.6 g 0.3g

LTT6307 15 45.0

-27 44

11.95

+0.35

12.06

+0.34

11.88

+0.34


11.97

+0.345

26 July 69

8 June 69

6 July 69



LTT 6307 15 45.0 -27 44 13.6g 0.39

624-39

12.16 + 0.82 + 0.11 25 Apr 68
12.23 + 0.87 + 0.10 3 m ay 68
12.20 + 0.845 + 0.105

52
42
42
5
42
7

9.5
1.2
1.2
1.2

B → 51 36 → 19
15 32 00 -63 19

HP 5897

X

Comp
MRS 920
-64 57
15 55 54
~~15 55 34~~

155"
2580

{ 2.84 + 0.30 F2E
17.0 f

also f.

aka Amy
to Ven
M

13.50 + 0.86 + 0.15 (2)

B 13.55 + 0.83 + 0.12 9 mag 67
13.46 + 0.88 } + 0.07 }
+ 0.25 } 18 mar 67

07A


B892

-1.108

5.540

141702 15 49 52 -42 30 8.15 +54

$$\begin{array}{r} \checkmark \\ \checkmark \\ \checkmark \end{array} \begin{array}{r} 261120 \\ 257700 \\ 257700 \end{array} \begin{array}{r} 8.14 \\ 8.15 \\ 8.15 \end{array} \begin{array}{r} +0.535 \\ +0.545 \\ +0.545 \end{array} \begin{array}{r} -0.025 \\ -0.005 \\ -0.015 \end{array}$$



~~#059848~~

~~15-542~~

~~-15-54~~

1950

4.05 +1.79 +2.12 1 July 62 100'
6.57 +1.77 +2.09 2 " " "

9.05³⁹⁰
12.95 47 -4

11.66 +0.53 +0.14 1 July 62 100'
13.75 +0.67 +0.12 2 " " "
13.63 +0.72 +0.16 7 " " 200
13.70 +0.695 +0.14

1406 + 550 . 14 060 + 550 10

F91

0204250

9923 9025 } 060
1247 4307 } 026

142804 155510 $-155666+178911$ } 255
 1370 $137+70$

Var

138

(2)

(1) $1370 + 0.65 + 0.14$ $5.34 + 0.95$ $28 \text{ Apr } 69$
 $5.43 + 1.00$ $8 \text{ Jun } 69$
 $5.28 + 1.09$ $30 \text{ Jun } 69$
 $5.33 + 0.98$ $1 \text{ July } 69$


$5.3 + 0.96$ 10

 6.26

$5.34 + 1.00$ 14

 $5.17 + 0.94$ 4
 $5.29 + 0.93$ 3

40/630 pp



Cont 6.59 + 1.80 + 2.11 over
15.51

142804 15 55 10 -15 56 49

96 6.63 + 1.835 + 2.13 24 May 71 6.45 5.12 + 92 386.14
104 6.56 + 1.76 + 1.54 3 June 71 6.45 5.17 + 93 397.14
107 6.55 + 1.80 + 2.2: 4 June 71 6.43 5.17 + 95 398.14
109 6.57 + 1.785 + 2.19 6 June 71 6.50 5.22 + 92 90.17
133 6.52 + 1.80 + 2.14 30 June 71 5.17 + 94
136 6.68 + 1.815 + 2.13 3 July 71
139 6.63 + 1.785 + 2.10 6 July 71
158 6.59 + 1.80 + 2.14 25 July 71

405.12 6.49 + 1.83 + 2.16
426.05 6.51 + 1.88 + 2.20
445.11 6.53 + 1.92 + 2.28
464.18 6.55 + 1.93 + 2.30

6.44 + 1.76 + 2.04 443.12
6.57 + 1.79 + 2.17 445.12

1461	112+	187+	82.9	5
162	112+	087+	09.9	6
1461	112+	087+	65.9	8

1461

1461

112+

5187+

82.9

1461	112+	187+	95.9
1461	112+	187+	65.9
1461	112+	187+	17.9
1461	112+	187+	65.9
1461	112+	187+	66.0
1461	112+	187+	65.9

1461

1461

1461	112+	187+	97.9	147195
1461	112+	187+	65.9	147195
1461	112+	187+	97.9	147195
1461	112+	187+	97.9	147195
1461	112+	187+	95.9	147195
1461	112+	187+	65.9	147195
1461	112+	187+	65.9	147195

147195

Wurf 6/11/62 15 55 44 +5 12 16 1 +2

G-16-17/18
14.26 +1.06 23mg 71
14.36 +1.18
12.50 +0.835 23mg 71
12.46 +0.88


88

3606.0
3607.0 30(18)
10.98
12.45
261/4
9.8

12.08
11.53
10.91 2
9.3

15.37 +1.60 +1.20 24 June 70
15.47 +1.605 +1.23 28 June
15.40 +1.60 +1.215

13.40 +1.465 +1.09 24 June
13.46 +1.47 +1.20 28 June
13.43 +1.47 +1.14



✓ Red and ~~WB~~

6/4/38

142709

15

55.86

-42

33

8.05

+1.12

7.63 +0.43 27mg 70

7.66 +0.39

7.65 +0.435 27mg 70

7.16 +0.495 27.76 70

7.27 +0.485 41mg 70

7.27 +0.49

8.05 +1.125 +0.585 28Am 70

8.12 +1.105 +1.02 15mg 70

8.08 +1.115 +1.00


7.61 +0.43 29mg 70

7.65 +0.435 17mg 70

7.73 +0.43 27mg 70

7.66 +0.43

7.56



HD142754

15

55

32

-40

53

8.7 103

8.64 +0.17 -0.65 19 Aug 69



9204 15 57.5 -16 235.5 dF7


5.48 +0.52 +0.02 FEBR

5.50 +0.50 +0.02 20 Jun 63
5.49 +0.49 -0.01 14 Jun 63
5.50 7445 70.005

G. Extreme

172948 15 57 42 -53 46.5 8116

8.04 10.595 10.46 26 June 74 9.59 10.405 50774



137-CE1

151

58

43

+15

04.5

15.373

153

Bill

N

1373 +1.58 - 877536⁴

31

210

211

212

213

LFT 1243

G137-75

16

01

35


+20

41

144+2

1.57


12.57 +163 +105 21 Aug 74



143715 16 01 06 - 24 56 6.93 A0

Sp. Evolved

7.26 +0.13 +0.02 - 26 mg 70
7.30 +0.145 +0.05 25 "
7.28 +0.135 +0.035



-704156 15 58 15 -8 88.5 10 MO

6606

10.57 + 1.52 ✓ + 1.11 26 Jun 74 (925) + 0.875 150 Apr 74
5.50 + 0.875 27 Jun 74
9.50 70.875

1 Red Wren

144253 16 03 42 -20 22 73 dic 2

7.44 +1.05 = 0.90 7 Jan 69

7.46 +1.04 = 0.86 28 Apr 70

7.45 +1.05 = 0.88

7.02 +.89 = 4 m of 69

6.97 +.38 = 29 Apr 69

7.10 +.38 = 6.84 +0.38 1 May


6.97 +.38 = 6.69 +0.38 29 Apr 69

6.69 +.37 = 6.81 +0.40 5 Apr 70

6.81 +0.39 = 7.02 +0.39 4 May 69

6.85 +0.39 = 6.85 +0.39 7 Apr 70

6.91 +0.38 = 6.91 +0.38 6



144179

14

03

35

32

47

7.84 + 82

$$\Delta m = 0.6^m$$

7.94 + 0.80 + 0.32 17 Aug 69

7.20 10.28 4 m Aug 69


7.10 10.30 30 Jan 69

7.15 10.29

7.4

7.10

6.5



MSM

143796

16 02 71

48

75-

51 737+184


721+150 +195 15mg 70

717 +188 5974 8874 67.6

719 +189 +195 41.6

OC P
5911+125
601+125 27mg 70
OC P
5911+149

OC P
5911+125
601+125 27mg 70



13.06 +1.235 +1.06 9 Aug 74

-V

br

82
check

(12.72) +1.21 +1.09 26 Jun 74

12.64 +1.19

(12.33) +1.22 +1.07 12 July 74

12.82 +1.215 +1.01 16 July 74

12.74 +1.205 +1.03 18 July 74

12.84 +1.25 +1.085 21 July 74

(12.78) +1.27 +1.00

12.74 +1.23 +1.045

12.72 +1.21 +1.10 23 July 74

12.72 +1.26 +1.08 24 July 74


(12.5) +0.5 +0.5 74

12.02 +0.525 19 July 74

12.10 +0.585 22 July 74

12.06 +0.53

12.64 +1.18 +1.115 28 July 74



~~7.10 + 0.22~~
~~7.06 + 0.21~~
~~7.15 + 0.22~~
~~7.10 + 0.23~~

7.06 + 0.20

~~7.06 + 0.21~~
~~7.05 + 0.175~~


~~6.71 + 0.295~~

~~6.71 + 0.295~~
~~6.75 + 0.295~~

~~7.25 + 0.74~~
~~7.26 + 0.76~~
~~7.26 + 0.75~~
~~7.26 + 0.26~~

14400 9 16 05 44 - 70 59 7.28 + 75

1 Rev



HR 5996/6000

HD 144667

7.37	+0.38	+0.12	18 Mar
7.04	+0.30	+0.27	10 May
6.66	+0.34	+0.02	11 May
7.04	+0.33	+0.30	13 May
7.17	+0.37	+0.31	2 July
7.19	+0.37	-	4 "
7.16	+0.32	-	5 "

1947

7.30	+0.35	+0.36	18 Sept 68
7.28	+0.33	+0.34	22 "
7.24	+0.41	+0.30	7 June 69
7.14	+0.40	+0.25	2 July 69
7.04	+0.36	+0.30	17 "

16 05.2

-38

58

4.66	-0.06	-0.43	15 Mar
6.78	-0.09	-0.39	10 May
6.66	-0.10	-0.37	11 "
6.74	-0.08	-0.38	13 "
6.63	-0.06	-0.43	2 July
6.70	-0.06	-0.43	4 "
6.69	-0.07	-0.42	5 "

67

6.68
0.07
0.15

6.60	-0.10	-0.40	15 Sept 68
6.64	-0.08	-0.44	22 "
6.68	-0.07	-0.40	7 June 69
6.69	-0.05	-0.43	2 July 69
6.68	-0.07	-0.48	17 "

64 196

64 -0.75 -42.41

64 -0.75

5999B

11.57 +0.81 13 Aug 74


12.6: +1.3: ~~+1.35:~~ 16 Aug 74
12.53 +1.37 +0.8 12 Aug 74
12.55 +1.35: +0.8:

11.63 +0.80 13 Aug 74

11.63
+0.80 +0.80 (2)

IV

12.22 +1.355 20 June




6000-2

13.16	+1.47	+1.27	26 June 74
13.12	+1.45	+1.25	16 July 74
13.17	+1.45	+1.31	18 July 74
13.12	+1.46	+1.31	21 July 74
<u>13.12</u>	<u>+1.46</u>	<u>+1.285</u>	(4)

13.14	+1.47	+1.275	23 July 74
13.17	+1.46	-	24 July 74
13.13	+1.46	+1.21	5 Aug 74
<u>13.15</u>	<u>+1.46</u>	<u>+1.27</u>	(5)

12.07			
12.02	+0.865	20 July 74	
12.03	+0.84	12 July 74	
11.97	+0.87	9 July 74	
<u>12.07</u>	<u>+0.85</u>	(6)	

11.97	+0.83	22 July 74	
12.06	+0.84	11 Aug 74	
<u>12.02</u>	<u>+0.94</u>	(5)	



-X 14.99 +1.52 +0.68 12 July 74

14.98	+1.48	+0.75	16 July 74	13.36	+1.22	17 July 74
14.90	+1.06	-0.39	18 July 74	13.41	+1.24	19 July 74
(14.97	+1.335	+0.24	21 July 74	13.28	+1.13	20 July 74
14.86	+1.25	-	21 July 3 hours later	13.36	+1.045	11 Aug 74
14.89	+1.37	+0.26	23 July 74	13.30	+1.19	13 Aug 74
14.85	+1.24	-0.24	24 July 74			
14.96	+1.46	+0.45	28 July 74			
14.83	+1.23	-0.045	9 Aug 74			
14.61	+1.115	-0.325	12 Aug 74			

Ex Imp


14 01 00 -40 135

12.81 +0.92 -0.11 23 Aug 69
12.88 +0.75 -0.39 17 " "

Dec Sp.

8.7 -14.2 dec

12.18 +0.76 18 Aug 69



12.70	+1.34	+0.915	9 Aug 74
12.49	+1.235	+0.86	12 Aug 74
6000	-14		

over 4 B

check

(12.91 +1.52 +1.30 26 Jun 74)

~~11.19~~

12.69 +1.19 +0.26 12 July 74

12.49 +1.17 +0.33 16 July 74

12.71 +1.17 0.00 18 July 74

12.77 +1.09 +0.495 21 July 74

12.79 +1.36 - 21 July 3 hours later

12.69 +1.265 +0.39 23 July 74

12.51 +1.29 +0.58 24 July

12.69 +1.315 +0.965 29 Aug 74

12.14 +0.75 27 July 74

11.54 +0.71 19 July 74

11.99 +0.765 22 July 74

11.63 +0.705 11 July 74

11.35 +0.625 13 July 74

1415 + 1.235 18 Aug 24

deck

PU Imp 15 54 33 -37 42 9-13 65±e

10.23 70.55 - 0.90 ^{9.50}

10.55	+0.525	6 July 69
10.59	+0.545	27 July 69
10.46	+0.48	26 July 69
10.32	+0.495	25 July 69
10.62	+0.535	27 July 69
10.60	+0.61	18 Aug 69
10.84	+0.585	22 "

11.55 +0.59 - 0.93 2 July 69

11.11 +0.54 - 0.96 17 July 69

10.91 +0.47 - 0.53 23 " "

9.84 +0.47 - 0.88 13 Aug 69


11.372 +0.55 - 0.73 17 " "

1981 06 Jun 74 535 4.65 -0.055 -0.435
6.64 -0.07 -0.43 Cocaine
6.000 7.14 +0.36 +0.265 26 Jun 74

7.14 +0.36 +0.265 26 Jun 74
7.25 +0.345 +0.28 12 Aug 74
7.26 +0.345 +0.265 16 Aug 74
7.20 +0.245 +0.23 19 Aug 74
7.01 +0.335 +0.225 21 Aug 74
6.94 +0.32 +0.22 23 Aug 74
6.44 +0.32 +0.145 24 Aug 74
[6.45 +0.32 +0.25 26 Aug 74] ok
[7.00 +0.32 +0.22 28 Aug 74
7.03 -0.325 +0.235 Substrate
6.91 +0.31 +0.205 9 Aug 74
6.97 +0.31 +0.21 12 Aug 74

7.12 +0.16 27 Jun 74
7.21 +0.185 15 Aug 74
6.99 +0.155 19 Aug 74
6.91 +0.15 20 Aug 74
6.83 +0.145 11 Aug 74
6.89 +0.165 13 Aug 74

7.51 +0.385 +0.32 22 Sep 74




6000-8

9.26 +0.52 -0.865
9.27 +0.50 -0.04

26 June 74
12 July 74

9.05 +0.335 27 June
9.11 +0.165 28 July 74




6000 - I

10.95	+1.045	+0.61	26 June 74
10.94	+1.015	+0.61	12 July 74
10.92	+1.02	+0.61	16 Aug 74
10.93	+1.055	+0.61	18 Aug 74
10.94	+1.05	+0.62	21 Aug 74
<u>10.93</u>	<u>+1.025</u>	<u>+0.61</u>	

10.91	+1.03	+0.59	23 Aug 74
[11.00]	+1.04	+0.63	24 Aug 74
10.94	+1.03	+0.60	25 Aug 74
10.91	+1.025	+0.59	5 Sept 74

10.45	+0.42	27 June 74
10.46	+0.415	27 June 74
10.40	+0.42	12 July 74
10.40	+0.43	19 Aug 74
<u>10.43</u>	<u>+0.42</u>	



6-776447

16 074 -28 54 14.55 0.30

626-48

12.87	+0.645	-0.03	20 Jun 71
12.89	+0.70	-0.16	23 July 68
12.94	+0.666	(-0.05)	25 July 1968
12.87	+0.69	-0.17	25 July 1968
<u>12.99</u>	<u>+0.645</u>	<u>-0.10</u>	

2310



6.66 -10 -0.40
6.67 -685 -4

HR 5999/6000 Cont

403

6.66 -0.075 -0.43

6.71 -0.085 -0.42

(6.63) (-0.035) -0.42

6.66 -0.075 -0.435

6.71 -0.06 -0.40

6.67 -0.06 -0.41

6.67 -0.095 -0.385

6.71 -0.06 -0.43

6.67 -0.075 -0.425

25 Aug 71

22 Sep 71

24 Sep 71

13 Oct 71

14 Mar 71

24 Mar 71

7 Apr 71

15 Apr 71

4 Jun 71

6 Jun 71

30 June 71

3 July 71

4 Aug 71

7.41

7.62

7.07

7.05

7.15

7.01

6.98

7.55

7.77

7.71

7.13

7.09

6.90

+0.345 +0.28

+0.39 +0.26

+0.36 +0.22

+0.315 +0.225

+0.415 +0.28

+0.39 +0.22

+0.40 +0.275

+0.50 +0.395

+0.49 +0.37

+0.45 +0.32

+0.345 +0.26

+0.35 +0.27

+0.305 +0.285

5999 (up) 12.52 +1.285 +1.15 21/4/23 A 6.66 -0.065 -0.445 11/4/23

6000 16 06 32 -29 01 64 40 5.9

~~2254774 +0.395~~ 6.7 40

11 Apr 23 7.87 +0.435 +0.275 1757

7.57 +0.22 12 Apr 23

13 Apr 23 7.48 +0.39 +0.265²⁶⁵ 1786

7.04 +0.18 21 Apr 23

20 Apr 23 7.26 +0.37 +0.23 1793

~~(7.27 +0.22 13 May 23)~~

22 Apr 23 7.21 +0.34 +0.185 1795

7.07 +0.195 18 May 23

7 May 23 7.16 - - 1810

7.12 +0.18 22 May 23

8 May 23 7.06 - - 1811

6.77 +0.145 22 June 23

14 May 23 7.14 +0.36 +0.20 1822

6.71 +0.145 28 July 23

21 May 23 7.22 +0.38 +0.175 1824

6.78 +0.135 29 July 23

2 July 23 7.16 +0.36 +0.19 1860

6.88 +0.145 30 Aug 23

3 July 23 7.07 +0.34 +0.23 1867

6.94 +0.34 (+0.30) 20 July 73 1891 ←

→ 6.88 +0.33 +0.29 27 July 73

7.16 +0.18 2 Sept 73
31 Aug 73

7.03 +0.345 +0.245 13 Aug 73

7.20 +0.205 10 Sept 73

6.99 +0.325 +0.275 29 Aug 73

7.18 +0.19 18 Sept 73

7.03 +0.305 +0.22 31 Aug 73

7.61 +0.47 +0.305 14 Sept 73

7.45 +0.395 +0.27 15 Sept 73

7.26 +0.385 +0.255 17 Sept 73


22 Sept

144628 16 07 02 -56 22 712 +84

7.11 +0.87 +0.47 7 June 69
77.15 +0.87 +0.422 7 July 69
7.13 +0.87 +0.455

~~6.89 +0.295 4 July 69~~
~~(6.67 +0.335 30 June 69)~~
~~6.80 +0.295 1 July 69~~
~~6.84 +0.295~~

6.56 +0.375 4 Apr 70
~~(6.67 +0.335 30 June 69)~~
~~6.51 +0.375 7 Apr 70~~
6.54 +0.375 (2)



LTT6447

16 07.4

-28

54

14.5

50.30

12.90 + 68 - 16

2

12.85

+ 0.175

8 June 69

12.92

+ 0.275

18 Sept 69

12.88

+ 0.275

~~6774307~~

~~15~~

~~45.0~~

~~27~~

~~44~~

~~13.5~~

~~g~~


~~0.34~~

~~12.20 + 1945 + 410~~

145050 16 07 05 +08 42 6.7 5M4

6.38	+1.55	+1.44	23 Aug 69
6.60	+1.55	+1.41	13 Aug 69
6.41	+1.58	+1.52	12 Sep 69
6.41	+1.57	+1.44	26 Feb 70
6.44	+1.56	+1.36	11 Mar 70
6.44	+1.53	+1.385	3 Apr 70
6.56	+1.55	+1.615	6 Apr 70
6.51	+1.54	+1.825	" "
6.58	+1.54	+1.45	15 Mar 70

4.62	+1.415	26 Feb 69
4.71	+1.415	24 Feb 69
4.86	+1.43	18 Aug 69
4.77	+1.43	22 "
4.54	+1.37	20 Sep
4.69	+1.40	27 21 70
4.69	+1.425	4 Apr 70
4.84	+1.44	12 Apr 70
4.71	+1.40	30 Apr
4.57	+1.36	17 Mar 69



145743 8.19
16

10

99

+14 37

8.7969

-47.3

145742

¹⁰±

8.1924-247

8.70 +1.44 +1.67 15mg 74

8.43 +1.46 +1.71 26 June 74

8.45 +1.45 +1.69

9.73 +0.575 27 June 74

7.71 +0.565 13 July 74

7.72 +0.57

9.06 +0.535 +0.655 15mg 74

9.04 +0.55 +0.64 26 June 74

9.05 +0.54 +0.645

8.74 +0.305 27 June 74

145,58

16 88 58

45 145 66547


2ymen 71
Ceyte

666 554.04 77.7

$\frac{6.64}{2.1} + 0.04$

$\frac{6.65}{40.85} - 0.025$

6.65 70.48 - 0.025



over 1972

1972

145050 (6-7)

94	6.49	+1.545	+1.42	24mg/71
106	6.53	+1.53	+1.27	30mg/71
107	6.58	+1.51	+1.405	40mg/71
109	6.58	+1.56	+1.47	60mg/71
123	6.31	+1.56	+1.50	30mg/71
136	6.49	+1.54	+1.49	30mg/71
139	6.50	+1.535	+1.42	60mg/71
158	6.50	+1.545	+1.435	25mg/71

6.58	+1.53	+1.41	20Apr 72
6.69	4.31	+1.06	4-11-12
5.68	4.31	+1.06	4-2-10
6.53	+1.555	+1.42	17mg/71
6.49	+1.565	+1.45	20mg/72
6.38	+1.54	+1.48	443.12
6.46	+1.56	+1.48	445.12

1372

1473.02 6.46 +157-153

1468.98 4.76 +1.44

147245 6.43 +158 ~~+155~~

1469.97 4.72 +1.45

24 July 72 6.48 +1.52 +1.46

1473.59 4.78 +1.42

5 July 72 6.47 +1.60 +1.55

21 July 72 6.47 +1.54 +1.46

25 July 72 6.44 +1.52 +1.44

27 July 72 6.49 +1.55 +1.44

3 Aug 72 6.53 +1.52 +1.44

7 Aug 72 6.58 +1.51 +1.53

17 Aug 72 6.56 +1.52 +1.54

200

LFT 1254 14 13 56 +19 09 15.2m

Q1

093

(M)


12.93 +1.535 +1.105 ^{12m} _{cancel}

50" CT

11.62 +1.12 = 25875

11.56 +1.11 = 261875

11.59 +1.115




H.P. 6000

16 14 00

- 8 18

Case
5.48 + 6.5 + 1.8

5.21 + 0.215 YH 170




145842

16 13 05 -47 18 53608

26 mg 70
28 mg 70

5.17
5.22
5.20

-0.10 -0.37
-0.09 -0.33
-0.95 -0.35



$\mu_1 = +0.008$

$\mu_2 = -0.100$

35011956

16

18

11

- 88

30

9.0.10

~~$\rho = +3.90$~~

9.23 + 167 + 127 + 229
9 May 5 9 May 74

7-54 + 0.885 6 May 74

7.56 + 0.865 15 Apr 74

9.80 + 0.86

-35010556 16 16.8 -35 49 E-rec

1008
-100
+1350

9.23+167+1.270
7.95+0.875
with velocity?

+170 2 phals

757
114
4
1065

1764
177

6.25 88 71-147

9?

146057 14 14 22 53 36 4.34 + 80

6.39 + 80 (1.81)

6.43 + 80 + 0.28 7 June 69

6.41 + 82 + 0.27 2 July 69


6.42 + 80 + 0.27 5 Aug 69

6.21 + 0.285 4 May 69

5.58 + 0.315 30 June 69

6.11 + 0.28 8 July 69

6.10 + 0.29



WD5559 14 23.0 - 54.05 1950
L266-195/6 14 19.0 - 53.58 1400 R.7

BPM 24/14/50

15.5

16 24.2 - 54.08 1466 15.6+0.2
12.7+1.41

11.60 +1.37 +1.10 15 Aug 68

11.73 +1.42

11.66 +1.40 +1.10


4 Aug 65

15.71 +0.17 -0.87 4 Aug 62

15.76 +0.04 -0.71

15.74 +0.10 -0.80


19 Feb 51



147152 16 20 14 14 -49 30 544 0614

26mg²⁰ 5.36 -0.04 -0.40

28mg²⁰ $\frac{5.41}{5.38}$ -0.03 -0.36
 $\frac{5.38}{-0.035}$ -0.38



76 18 08 -37 29 8"

12.0 M3 1.22
16.0 M7

LFT 0667

16 16.8 -37 26

-37010765-A.D

176

9.40 11.07 29 my 70
 9.40 11.045 26 July 69
 9.48 11.055 18 Aug 69
9.42 11.055 (3)

2B

9.34 11.10 4 12 noon

13.04 11.585 18 Aug 69
13.10 11.59 29 my 50
 13.07 11.59

1A 2B

730


640

605

$\frac{140}{725}$

6109 16 24 52 -64 00 5.3 d 1/3

$$\begin{array}{r} 24 \text{ mm} 71 \quad 5.33 \quad 70.37 - 0.03 \\ 150 \text{ mm} 71 \quad \underline{5.32} \quad \underline{70.37 - 0.025} \\ \quad \quad \quad \underline{5.32} \quad \underline{70.37 - 0.03} \end{array}$$




6-188-25 14 23 50 +15 47.5 147.2

13.53 +1.36 +1.20 13 Aug 69

$\frac{339}{1014}$

12.74 +0.61 22 July 74
 $\frac{12.72}{12.76}$ +0.625 13 Aug 74
 $\frac{12.76}{12.76}$ +0.615



1621 16 21 19 -24 38.5 10d112


6620

10.33 +144 +1.105 26j_m74 9.13 +0.755 15974
9.24 / 9.19 = 1.015 27 j_m74
9.19 / 10.75

6266-195/6 16 24 15 -54 075

10.78 +0.595 27 June 70
10.88 +0.60 17 May 70
11.02 +0.61 27 May 70
10.83 +0.605

11.66 +1.40 +1.10
15.74 +0.10 -0.80



6622

16

23

25

→ 1

52 10.3M

43730

10.4M

+1.42

+1.12

10.7M

9.33

+0.68 15.0M

60 VI

148211 16 25 18 -22 03 268+54

✓ 9,70 +0.57-0.085 24 June 16

Vaph

16 25 13 -12 21

New Sub

7.54 +3.35 - 22 Sept 71
7.60 +3.34 - 29 Sept 71

6.01 +1.01 27 Sept 71
6.02 +1.00 23 Sept 71
6.04 +1.04 17 Oct 71

55
512
107
405

102

82


570

117

453
415

112

90




148246 16 25-20

+11 03 205MY

¹⁹⁷
~~6.68~~ +1.62 +1.88 23 July 69
 6.70 +1.63 +1.90 13 Aug 69
 6.59 +1.63 +1.88 12 Sept 69
6.66 +1.63 +1.89
 6.72 +1.64 +1.82 23 July 74
 6.70 +1.61 +1.86 19 Aug 74
 6.65 +1.62 +1.78 26 June 74
 6.73 +1.62 +1.82 12 July 74
 6.73 +1.60 +1.90 16 July 74
 6.76 +1.60 +1.77 18 July 74
 6.74 +1.62 +1.81 21 July 74

5.38 +1.035 26 July 69
 5.56 +1.025 24 " "
 5.57 +1.01 18 Aug 69
 5.49 +1.01 22 "
5.29 + 0.95 20 Sept 69
 5.47 +1.00 27 June 74

6.73 +1.595 +1.75 24 July
6.72 +1.61 +1.80 23 July
 6.72 +1.61 +1.81



Neer V Cape

148232 16 25 40 -13 37 5.0 A0


9.64 +0.39 +0.20 22 Sept 71

148245 16 25 29 -11 05 10.0 A0

10.10 +0.37 +0.31 22 Sept 71 N0

149162 16 31 14 + 3 19 9.5 drd

8.38 + 0.355 30 June 69
8.44 + 0.34 6 July 69
8.71 + 0.345



148816

16 29 00 + 4 15.5 70 87

7.29 +0.535 -0.035 24 June 70

7.32 +0.54 -0.09

7.30 +0.54 -0.06

28 June 2.15


+0.185 20 Aug 72

7.15

+0.185 27 June 70

7.12 ~~+0.21 25 June 72~~

7.15 +0.185



G 17-15/16 16 24 17 -1 00

9.65 + 0.72 + 0.12 = 1

9.65

205 9.46 + 0.24 = 27 June

9.14 9.2


4.8
2.55
2.25

1.10

1466 + 1.32 + 0.80 = 1

1367 + 0.94 = 203

13.29
1.29
15.0



G17-28 16 34.6 -1 25.5 15.3 +2 12.6

13.56 +0.59 29 July 73
13.56²⁰ +0.69 20 Sept 69

5.5
17

13.78³ +0.605 26 July 69

(1/2) ~~14.00² +0.52 18 Sept 69~~

~~13.85 +0.575~~

13.75 +0.605 ± .05 AD

5.16

13.61 +0.685 5 June 71

13.56 +0.69 20 Sept 69

13.58 +0.685

14.28 +1.36 +1.05 13 Aug 69

14.14 +1.42 +1.09 Sept

14.21 +1.42 +1.07


13.56 +0.59 29 July 73

13.61 +0.685 5 June 71

13.56 +0.69 20 Sept 69

0.605

13.56 +0.65 (4)



12.72 + 1.56 -

1292

16 82.6 - 30.44 13.8 k 118


1292

~~12.86 + 0.605 18 Aug 69~~

12.72 + 1.56 - 11.41 + 1.075 5 Jun 71

12.63 + 1.53 + 1.02 - 30 Jun 71 11.43 + 1.02 1 Jun 71

12.68 + 1.54 + 1.02 11.42 + 1.05




148839

16 32 42 -67 03 8.33 HOC

Hyalogen drift
L 27th

8.14 +0.165 18 Sept 69

8.344 +0.93 +0.109 Cape



150365 14 39 19 -18 00 6.6 d1+8

✓ 24 Jan 70 6.71 +0.185 +0.14

113

149556 16 35 30 136 03.5 24gms

$$\begin{array}{r} 7.24 \\ \hline 7.05 \\ \hline 7.09 \\ \hline 7.07 \end{array}$$

$$\begin{array}{r} +1.545 \\ \hline +1.595 \\ \hline +1.59 \\ \hline +1.59 \end{array}$$

$$\begin{array}{r} +1.775 \\ \hline +1.96 \\ \hline +1.50 \\ \hline +1.58 \end{array}$$

19 Aug 74
 26 June 74
 10 July 74

$$\begin{array}{r} 5.89 \\ \hline 5.90 \\ \hline 5.90 \end{array}$$

$$\begin{array}{r} +1.00 \\ \hline +1.00 \\ \hline +1.00 \end{array}$$

27 July 74
 12 July 74
 11.00

G13E-59 14 40 41 +10 30.5 15.7 + 2

14.19 + 0.965 29 July²³
~~14.08 + 0.74 22 July²⁴~~
14.09 + 0.905 13 July²⁴
14.14 + 0.935

6.206/9


215
55

(6.35 +0.14 +0.19 7mg 67
6.24 +0.16 +0.11 18 " "
6.21 +0.185 +0.16 20mg 72
6.24 +0.15 +0.155 12 Aug 74
6.23 +0.16 +0.155 (4)

6.21 +0.28 13 Aug 74

6.16 -0.08 -0.50 19mg 67
(6.24) -0.10 -0.50 7 Aug 74
6.15 -0.04 -0.49 20mg 72
6.18 -0.08 -0.50 12 Aug 74
6.16 -0.075 -0.50 (4)

6.32 -0.145 13 Aug 74



HR 6206 16 40.3 -41 01 A3

6209 40.4 -41 00 B8

6.21 +0.185 +0.16

6.35 +0.14 +0.14

6.24 +0.16 +0.4

6.33 +0.16 +0.15

6.15^{7.05} +0.05
-0.04 -0.49

6.16 -0.08 -0.50

6.25 -0.10 -0.50

6.10 -0.09 -0.50

20 my 72

7 May


18 Mar 67

20 my 72

18 Mar 67

7 May 67

555



17 Aug 72
7.34 +1.77 +1.99 72

151051 16 44 42

7.42 +1.79 +1.935 26 Aug 70

1426 7.31 +1.86 +2.04 20 Apr 72

7.24 +1.84 +2.07 425.15

1455 7.37 +1.81 +2.05 17 Aug 72

7.38 +1.84 +2.02 20 Aug 72

7.35 +1.81 +2.04 22 Aug 72

1469.02 5.56 +1.10

1469.58 5.58 +1.13

1474.00 5.97 +1.17

7.38 +1.79 +1.55 25 Aug 72
7.33 +1.77 +1.525 27 Aug 72
7.41 +1.79 +2.005 30 Aug 72
-41 26 7.35 +1.58

7.37 +1.79 +1.545 20 Aug 72

~~7.34 +1.77 +1.54~~

5.59 +1.11 19 Aug 70

7.32 5.50 +1.09 441.13

7.34 5.54 +1.06 442.10

5.50 +1.115 19 Aug 72

7.24 +1.74 +2.06 443.12


7.32 +1.82 +2.08 445.13

7.34 +1.82 +2.075 473.05

7.36 +1.83 7208 474.56

7.42 +1.78 +2.01 24 Aug 72

7.34 7.36 +1.85 +2.05 5 Aug 72



26

151061

16

43

40

→

02.5

7.2gms

6.69 +1.75 +1.555 19 May 74
 7.01 +1.80 +1.67 26 June 74
 7.05 +1.80 +1.65 12 July 74
 6.97 +1.79 +1.685 16 July 74
 6.88 +1.80 +1.66 21 July 74
 6.88 +1.785 +1.64 23 July 74
 6.86 +1.785 +1.65 24 July 74
 6.83 +1.83 — 26 July 74
 6.83 +1.775 +1.665 29 July 74
 7.08 +1.75 +1.485 12 Aug 74

5.05 +1.505 27 July 74
 5.04 +1.53 13 Aug 74
 5.12 +1.54 11 Aug 74

LTT 6694 16 43.0 -68 55 12.85 0.30


110-59

12.31	+0.71	-0.09	24 May 71
12.32	+0.73	-0.15	3 May 68
12.25	+0.54	-0.25	25 July 65
12.29	+0.65	-0.20	

11.54 +0.20 +0.07 30 May 68

37

→ 12.32 +0.72 -0.12



151346

16 45 42 -23 55 79 B5

$2.94 + 0.375 = 3.315$
 $7.90 + 0.41 = 8.31$
 $7.92 + 0.395 = 8.315$
 4 cmph
 0.20
 -0.20
 -0.18

151310

14 45 30 -22 06 88 B5

$9.39 + 0.01 = 9.40$
 $9.42 + 0.03 = 9.45$
 $9.40 + 0.02 = 9.42$
 $9.40 + 0.58 = 9.98$
 $9.40 + 0.60 = 10.00$
 $9.40 + 0.59 = 9.99$
 24 cmph
 14 cmph

10.05

8.78

4.23

69

151433 16 46 12 -21 25 5.8 40

10.36 +0.40 +0.265 24.74

916

151865 16 45 00 -19 47 8.6 85


8.84 +0.15 ✓ 51.0 - 4.67
9.85 +0.19 51.0 - 0.15
+17 -16

420 994

795 (51.8)

15-1041 14 45 11 -53 36 8.3 B9

8.30 +0.16 +0.015 28 June 70.



151337 16 46 33 -47 40 7.38 +91

7.37 + 0.43 + 0.60 7 June 69

7.39 + 0.89 + 0.58 2 July 69 7.14

7.38 + 0.41 + 0.59 7.03


7.08

9.38 + 0.52 + 0.64 6 Sept

+ 0.31 4 May 69

+ 0.325 30 June 69

+ 0.32



-41° 76.13

16 45 02

-71

13

9.32

10.09	+0.18	-0.645	16 July 74
10.17	+0.20	-0.665	21 July 74

10.14	+0.08	11 Aug 74
10.17	+0.08	19 July 74
10.19	+0.07	22 July 74
<u>10.18</u>	<u>+0.08</u>	13

20" S

13.14	+1.26	+0.75	16 July 74
13.05	+1.38	+0.94	21 July 74

12.33	+0.645	11 Aug 74
-------	--------	-----------

16 01 52

3 21

16 05 13 - 38° 58



15/4/15 14 46 20 - 24 28 2.5 gmo

6.14 10.76 27 July 69

6.04 10.77 18 Aug 69


6.04 10.77 22 " "

7.10 + 1.69 - cage

7.03 + 1.68 + 2.00 9 Sept 69

7.10 + 1.72 + 2.08 12 " "

7.06 + 1.70 + 2.04



805
151685

146 49 60 -19 47 8685

8.91 70.12-0.105 21 Aug 72


151310 16 45 30 -22 06 8.8 85
9.42 70.06-0.555 21 Aug 72

151316 16 45 45 -23 55 7.9 85

7.52 70.475-0.115 21 Aug 72

15/23/ 16 46 29 -52 54 70 158

6.77 -0.005 -0.295 28 June 70



15/658

16

47

36

-21

48

765m2

(over)

1969 5.84 +1.215 3 Apr 69

7.41 + 1.57 + 2.03 5m² 5.95 + 1.16 24m² 69

7.45 + 1.41 + 2.10 1 Apr 69 5.91 + 1.19 27m² 70

7.41 + 1.45 + 2.04 26m² 5.90 + 1.19

7.40 5.81 + 1.15 441.13

7.39 5.83 + 1.14 442.10

616m² by
48 765m²

Sp # 7.56 + 1.10 + 0.925
 7.53 + 1.10 + 0.92
 26 June 74
 16 July 74

1469.02 5.83 + 1.18 1473.05 7.37 + 1.85 + 2.15

1469.98 5.81 + 1.17 1474.97 7.39 + 1.94 + 2.17

147401 5.91 + 1.16 Sp# 72 7.34 + 1.98 + 2.21

25 July 72 7.41 + 1.91 + 2.08

20 * 151685 7.5 1.00 → 7.53 + 1.13 + 0.92

23rd as before

16 July 74

26 June 74 +0.140 7.456 9 Aug 74 0.139 7.347

12 July 74 +0.074 7.456 12 July 74 0.106 7.425 14000

16 July 74 +0.124 7.406

21 July 74 +0.148 7.392

23 July 74 +0.118 7.412

24 July 74 +0.107 7.423

26 July 74 +0.085 7.445

26 July 74 +0.050 7.448

151402 16 47 29 -53 00 9.5 133

9.85 +0.07 -0.435 29 June 70

17-38

16

49

35

-4 48

19672

179

Blue

... N. ①

...

...

...

1283. +1575 +1.19 9mg70

...

...

+10⁰³⁰⁸³

15-2112

16

49

38

+9

57

73 g m3

7.11	+1.67	+1.86	19 Aug 74
7.04	+1.68	+1.87	26 June 74
7.19	+1.665	+1.88	12 July 74
7.15	+1.665	+1.87	16 July 74
7.14	+1.66	+1.83	19 July 74
7.13	+1.67	+1.865	21 July 74
7.12	+1.68	+1.885	23 July 74
7.13	+1.67	+1.84	24 July 74
<u>7.13</u>	<u>+1.67</u>	<u>+1.86</u>	⑧

5.87	+1.045	27 June 74
5.87	+1.055	23 July 74
<u>5.87</u>	<u>+1.05</u>	

5.20
1.37
4.12
4.08
5.00

14934

152391 14 51 20 +00 03.5 6.64 +77
 6.25 +0.25 1m up 70
 6.33 +0.24 30/07/70
 6.23 +0.255 30 June 69
 6.22 +0.25 1 July 69
 6.26 +0.25(4)

6.61 + 75 + 32

596

5.60


4.60

1 Need




151743 14 49 35 -53 48 9.3 08

9.53 +0.15 -0.185 28 Jan 70



151567 14 48 29 -54 42 9.0 BF

9.59 +0.04 -0.365 28 June 70



27 Aug 22 7.34 +1.90 +2.08
3 Aug 22 7.48 +1.54 +2.10
3 Aug 22 7.58 +1.52 +2.11
151658 1972 +2.16

17 Aug 22 7.42 +1.54

7.40 5.81 +1.15 441.13

7.39 5.83 +1.14 442.10

7.27 +1.50 +2.02 443.13

7.26 +1.53 +2.11 445.13

7.37 +1.55 +2.16 473.05

7.39 +1.54 +2.17 474.97

7.43 +1.96 +2.08 241.72

7.39 +1.55 +2.21 517.71

7.41 +1.50 +2.14 211.72

7.41 +1.91 +2.08 251.72

17 Aug 22 7.37 +1.91 5 +2.11

20 Aug 22 7.39 +1.55 +2.10

22 Aug 22 7.39 +1.92 5 +2.12

1469.03 5.83 +1.16

29.54 5.81 +1.17

74.01 5.84 +1.16

am

Norm 9.75 + 25

to 0.63 1844 23 1858 English 22

151635 ✓ 2.56 + 410 + 0.525 ✓

Δ - .140 2.42 26 June 74

15 5230 2.47 + 1.94 + 2.41

15 5652 2.89 + 1.91 + 2.80

15 6832 2.43 + 1.89 + 2.20

15 6940 2.44 + 1.96 + 2.16

15 7290 2.46 + 1.94 + 2.20

15 7389 2.47 + 1.92 + 2.08

0:11
LDS 579 16 53.3 -46 37 130 RF 42 "
147

40595 340-61

40597 340-60

12.00

12.09

12.04

140.4

14.12

14.08

13.04 +0.89 30 Aug 23 11.35

13.20 +0.91 2 Sept 23 11.42

13.12 +0.90 11.38

+1.37

+1.25

+1.33

+1.47

+1.45

+1.46

-10.565 30 Aug 23

+0.585 3 Sept 23

+0.575

+1.13

+1.26

+1.20

+0.87

+1.04

+0.94

30 Aug 23


3 Sept 23

26 Apr 69

31 May 20

26 Apr 69

31 May 20




Nov 55 SCS

152402 16 5233 -3208 9.189

9.47 +0.20 +0.08 12 Sept 69 125

9.72

152425 7.68^{var} -0.01 -0.41 Corwin



153033 16 55 20 + 04 32 75 g 115

1216

7.33 + 1.60 + 1.89 125.46g

6.29 + 0.68


26 July 69
24 " "

6.54 + 0.65

18 Aug 69

6.96 + 0.66

6.42 + 0.665



2005

153075 170 .58 03 -57 16

7.00 +60 -01 85

7.04 +0.61 -0.04 1544.71

7.02 +0.54 -0.01 425.16

6.93 +0.56 -0.04 743.13

7.02 +0.58 -0.03 445.14


7.00 +0.57 -0.03

6.98 6.77 +0.24

6.98 6.76 +0.21

6.76 +0.225 (2)

Norm



~~6243~~

16 55 00

- 39 06 84 10

M = 10


-35011340

10.5 dms = 115

~~BPMB1550~~

N

W
K
M
P



cell 2

-25011840

8.47 +185 +106

10m⁵ 40¹⁰ CT
Found 1

11.27 +152 +105

7.89 +0.45 30 Apr 75

10.14

+0.61

40¹⁰ CT

30 Apr 75

(over)

152804 16 54 57 -31 57 8.4 08

8.64 +0.13 -0.255 24 June 74
 8.70 +0.14 -0.275 21 July 72
8.70 +0.135 -0.265

153045 16 56 27 -32 54 9.1 05

9.12 +0.09 0.00 24 June 74
 9.14 +0.17 +0.02 21 July 72
9.13 +0.105 +0.01

152519 16 53 09 -31 22 6.55 40

6.72 +0.075 +0.08 24 June 74
 6.72 +0.10 +0.06 21 July 72
6.72 +0.09 +0.07

152635 268 - 0.01 - 0.41 ^{Jan?} Corvina

ANNASSA 30, 199

154088

17

02 18

-28

32


6.57

+83

1 Rev

6.57 +0.86 +0.54 7 Jun 69
6.61 +0.86 +0.50 2 Aug 69
6.59 +0.86 +0.52

6.30 +0.265^{1 mg} 301
6.24 +0.25^{mg} 69
6.31 +0.235^{mg}
6.28 +0.25⁽³⁾



6133 17 60 08 -87 31 6

6.56 + 0.90 70566

6.20 40.37 30 Aug 23
 6.27 40.37 3 Sept 23
6.24 40.37 (40.28)
 6.20 40


3.86
4.94

5.2

4.17
4.16

154049 17 02 50 +05 05 25-103 III

777 +125 +1.37 26 Jan 74 KLMfne 7.21 +0.485074



154964 17 02.25 -15 16 8.3 A0

8.37 +0.275 +0.085 24 Jun 72

1484921 17 07 18 -17 23 8.2 A0

8.34 +0.10 +0.035 24 Jun 72

1548²¹# 17 06 42 -20 11 2.5 A0
9.80 +0.14 +0.125 24 Jun 72

154818 17 06 26 78 08 8.2 40

8.35 +0.06 -0.035 27 Jun 72
8.35 +0.075 -0.075 21 Aug 72
8.35 +0.07 -0.055

154383 17 04 00 -18 04 7.6 08

7.85 +0.105 -0.19 24 Jun 72
7.91 +0.13 -0.20 21 Aug 72
7.90 +0.12 -0.195

WFT 1315

6170-12

17

03 00

+16

58.5

14.2 + 13

1.70

12.23

+1.56

+1.03

21 Jun 74

11.09

11.18

11.14


+1.015

+1.025

+1.02

13 Jun 74


13 Aug 74



156362 17 14 88 27 10 68 527

$$\begin{array}{r} 6.57 + 1.18 \\ 8.11 + 1.14 \\ 1.99 + 1.14 \\ \hline 6.89 + 1.15 \\ 9.11 + 1.16 \end{array}$$

$$\begin{array}{r} 4.12 + 1.01 \\ 12.57 + 1.01 \\ 13.06 + 1.01 \\ 14.07 + 1.01 \\ \hline 15.08 + 1.01 \\ 16.09 + 1.01 \end{array}$$



24V Difference

154962 17 67 09 -03 51 6.35+69

+30

6.35 + 6.9 (184) Keys

6.32 + 0.71 + 0.30 7 Apr 69

6.35 + 0.69 + 0.35 6m

6.37 + 0.73 + 0.36 2 July

6.35 + 0.705 + 0.34

6.04

6.22

6.14

~~6.09~~

+0.22

~~+0.145~~

+0.21

+0.215

~~3 Apr 69~~

~~28 Apr 69~~


~~29 Apr 69~~

6.04 + 0.23 4 Apr 90

6.04 + 0.22 3 Apr 69

6.06 + 0.22 - 7 Apr 70

6.05 + 0.225 (3)



156362 ~~17~~ 17 15 00 +27 09 6.54+11.8

✓ RT done

608+0415

(2)

6 Aug 75
14 Sept 78

6.59	000	1309	-516
6.65	+12	1322	-532
6.62	+006	1316	<u>525</u>

730	556	762
-----	-----	-----

775

6
4

G19-17

~~1496~~

1159

1386

17

1105

- 207


1467+142+46

1403 +0.635 29mg70

1389 +0.575 28mg69


1367 +0.60 27mg70

1386 +0.605 (3)



R19-17 17 10.74 - 2.06 15.6 + 0.28

14.67 + 1.42 + 0.46 26 July 1968



8.29 + 1.06

154590 17

06 04
~~05~~ 27

-47 40.5

8.35 + 1.06 + 0.82 6 July 69

8.31 + 1.05 + 0.84 23

8.33 + 1.155 + 0.83

~~7.78~~ + 0.405 24 July

7.82 + 0.405 25 July 69

7.80 + 0.405

17 06.04 - 11 40

17 012 - 11 34

LTT6885 17 15.1 -43 23 14.6g 1.06

17 Aug
13.02 +1.56 +0.24 69
13.10 +1.57 +1.17

13.17

11.94 +0.875 22 Aug 69
12.07 +0.885 27 June 70
12.03 +0.88

