


AP 8662 22 43.8 -47 12 6.60? 40.31 <sup>145m</sup>

6.59 +0.275 +0.145 29 Sept 67  
6.65 +0.32 +0.15 31 Oct 67  
6.62 +0.30 +0.145

$E = r + 0.07$


(10.13 +0.825 +0.355 25 Sept 67)  
10.17 +0.77 +0.39 29 "  
10.22 +0.86 +0.42 31 "  
10.19 +0.82 +0.39



LDS 794 22 460 <sup>1566</sup> -52 / 13.0 -14.3  
2486"

Box top of no. 20 " excluded

12.01 + 1.19 + 1.17 } 9 cent 47  
13.56 + 1.28 + 1.2




DS Agr 22 50.6 -1945 10-11 78.5<sup>9</sup>  
11.03 +0.70 +0.59 24 Oct 67 F2 II

(11.57 +0.585 -0.105 25 Sept 67)  
11.55 +0.52 -0.02 30 " "  
11.59 +0.535 -0.07 1 Oct 67  
11.58 +0.52 -0.065 29 Sept 67  
11.59 +0.565 -0.045 28 " "  
11.86 +0.615 +0.125 27 " "


Wrong \* ?

10.54 +0.535 +0.26 9 Oct 67  
10.57 +0.70 +0.57 23 Oct 67



DS Agr Count

|       |        |       |           |
|-------|--------|-------|-----------|
| 10.54 | +0.535 | +0.26 | 9 Oct 67  |
| 10.57 | +0.70  | +0.57 | 23 " "    |
| 10.86 | +0.80  | +0.53 | 30 " "    |
| 11.01 | +0.84  | +0.48 | 31 " "    |
| 11.05 | +0.80  | +0.48 | 2 Nov 67  |
| 10.47 | +0.67  | +0.38 | 26 Nov 67 |
| 10.59 | +0.68  | +0.41 | 27 " "    |





-140 6357      22    48.4    -13    34.0    1942

10.14    ~0.15    -0.58    29 Sept 42, 100''

12.6 h

LFI 1747 22 52.3 ~75 42

" 1.44 2260

LTI 679207

$\pi = .120$

L49-19


~~10.22 +1.49 +1.20 50000 40"~~

10.47 +1.48 +0.97 15000 1565

10.37 +1.49 +1.05 27 " "

---

10.42 +1.485 +1.01




LTT9248 22 50.7 -24 10 12.7 k 0.39

11.71 + 0.54 - 0.25  
11.65 + 0.50 - 0.25  

---

11.68 + 0.52 - 0.25

15 July 1968  
23 " 0"



Wentland ~~Box~~

1565

6-07

|           |    |      |     |    |      |
|-----------|----|------|-----|----|------|
| HD 216656 | 22 | 53.2 | -48 | 41 | } 28 |
|           |    |      |     |    |      |

|      |       |       |           |
|------|-------|-------|-----------|
| 6.64 | +0.45 | -0.07 | 21 Nov 69 |
| 6.64 | +0.45 | -0.07 | 17 Nov 69 |

|      |       |      |              |
|------|-------|------|--------------|
| 6.79 | +0.46 | 0.00 | 9 Dec 66 40° |
|------|-------|------|--------------|

|      |       |       |              |
|------|-------|-------|--------------|
| 6.67 | +0.44 | -0.10 | 8 Dec 66 40° |
|------|-------|-------|--------------|

|      |       |       |     |
|------|-------|-------|-----|
| 6.68 | +0.41 | -0.06 | 10" |
|------|-------|-------|-----|

|                 |                  |                  |  |
|-----------------|------------------|------------------|--|
| <del>6.65</del> | <del>+0.47</del> | <del>-0.07</del> |  |
|-----------------|------------------|------------------|--|


|      |       |       |              |
|------|-------|-------|--------------|
| 7.14 | +0.56 | +0.04 | 9 Dec 64 40° |
|------|-------|-------|--------------|

7.02 + 0.57 Elev

|      |       |       |              |
|------|-------|-------|--------------|
| 7.04 | +0.55 | -0.01 | 8 Dec 66 40° |
|------|-------|-------|--------------|

|      |       |       |    |
|------|-------|-------|----|
| 7.06 | +0.52 | -0.05 | 10 |
|------|-------|-------|----|

|             |              |              |  |
|-------------|--------------|--------------|--|
| <u>7.09</u> | <u>+0.56</u> | <u>+0.01</u> |  |
|-------------|--------------|--------------|--|



1967  
RX gm 22 56.4 -42 00 +0.192 -0.049  
10.5-10.8 0.74<sup>d</sup>  
-10.7


10.74 +0.76 +0.15 15 July 1968

10.65 +0.72 +0.17 23 July 1968

10.53 +0.72 +0.10 25 " "

10.57 +0.72 +0.15 28 " "





216456 6.64 +0.45 -0.07 21 Nov 69

6.64 +0.45 -0.07 17 Nov 69

6.67 +0.44 -0.10 8 Dec 66

6.79 +0.46 -0.00 9 Dec

---

6.65 +0.45 -0.07

7.03 +0.54 ±0.00 17 Nov

7.03 +0.525 +0.03 21 Nov

7.04 +0.55 -0.01 8 Dec


7.14 +0.56 +0.04 9 Dec

---

7.04 +0.545 +0.01

AY. 6358-17 22 55.9 <sup>1950</sup> -46 33 14.5-0.1  
~~1944~~ 0.18

195  
13.97 +0.475 -0.29 30 Sept 67  
13.99 +0.425 -0.26 29 Sept 67  
13.99 +0.495 -0.315 28"  
13.97 +0.465 -0.29



LFT 1750 22 58.5 - 54 46 13.2 g <sup>u</sup> 0.54  
next card

LTT 9324

12.33 +0.84 +0.20 | 23 out

12.33 +0.88 +0.30 | 9 out 67

12.09 +0.91 +0.44 | 25 out 67

12.03 +0.86 +0.385 | 27 " "

over

ok  
Chert

~~12.06 +0.885 +0.415~~

12.30 +0.83 +0.25 | 30 out 67  
~~12.33 +0.86 +0.24 | 31 out 67~~

next to


12.52 +0.61 +0.07 <sup>23</sup> out 67

12.59 +0.64 +0.10 <sup>31</sup> out 67

12.31 +0.85 +0.25 (3)

12.56 +0.625 +0.085

12.06 +0.885 +0.415 (2) sent 67



~460 1997 22 56.7 -45 43 1965

8-4-8-4  
0-5

debit

Hu 1335

7.66 +0.605 +0.10 19 Oct


7.64 +0.64 +0.135 9 Oct

~~7.67 +0.66 +0.08 8 Oct~~

7.66 +0.695 +0.135 7" ✓

~~7.66 +0.64 +0.135 10 Oct~~

7.66 +0.63 +0.125 ✓





(next too) Yale 5575.2

12.56 + 0.625 + 0.085 (2)

LFT 1756

6/23 July 68 12.33 + 0.77 + 0.21

25 July 68

12.25 + 0.79 + 0.18

15 July 68

12.36 + 0.76 + 0.23

Oct 1967 9

12.33 + 0.88 + 0.30

23

12.33 + 0.84 + 0.20

30

12.30 + 0.83 + 0.25

31

12.33 + 0.86 + 0.24

July 68 12.31 + 0.77 + 0.205 (3)

Oct 67 12.33 + 0.86 + 0.25 (4)

Sept 67 12.16 + 0.88 + 0.41 (2)

Sept 67


25

12.09 + 0.91 + 0.44 ~~2#~~

27

12.03 + 0.86 + 0.38

12.06 + 0.885 + 0.41



-640 M13

23 05.5 -64 08 7-9 00

LFT 9366

7.22 +0.58 +0.125 30<sup>Sat</sup> 67  
7.17 +0.61 +0.09 27<sup>"</sup> Sat  
7.27 +0.63 +0.17 Oct 9


80-8.0

0.2

~~7.22~~ +0.63 +0.24 Sep 10  
7.20 +0.645 +0.225 Oct 14


~~7.24~~ +0.695 +0.24

7.21 +0.62 +0.16



L+9373 23 06.1 -22 09 14.1 f 0.31

1374 -0.06 -0.72 24 July 1968



LTT9363 23 04.7 -24 09 12.2 +0.25

|       |       |       |    |      |      |
|-------|-------|-------|----|------|------|
| 12.11 | +0.46 | -0.39 | 15 | July | 1968 |
| 12.05 | +0.40 | -0.37 | 23 | "    | "    |
| 12.04 | +0.45 | -0.35 | 25 | "    | "    |
| <hr/> |       |       |    |      |      |
| 12.07 | +0.44 | -0.35 |    |      |      |

LDS 806      23    13.9    -60 28    14.8 h 0.21    92"  
LTT  
9446/4      16.4 h 0.21

BPM 15471 168-13  
15466 168-77

A    13.28 +141 +1.08    27 Sept 68

B    15.49 +0.67 +0.12    27 Sept



6

10.63

60247 23 12.7-7 16 1500

BOMBARDIER

1434 +0.44 -0.10 1600000

HD218717 23 08.5 +7 12 7.2 B9 <sup>67</sup>

7.16 +0.08 +0.06 27 ~~Sept~~ 67

9447

23 140

-41

04

13-1

0.261900

$\pi$

A

11.59

+0.83

+0.62

27 Sept 68

Probably  
New

B

12.49

+0.67

+0.16

27 Sept 68

C

~~12.64~~ 10.48

+0.48

-0.03

27 Sept 68

29

10.56