

46724

46714 0 51.2 -27 39 12.9

12.14 +1.12 +0.76 28 nov 67

12.11 +1.06 (40.59) 30 Oct 67

12.19 +1.08 +0.76 2 nov 67

12.15 +1.09 +0.76

1065 +74



✓


732

60 52 21 -23 33

14.3 052

107

14.11 +0.565 -0.185 <sup>20</sup> <sub>95</sub>




46738 0 52.2 -26 40 13.0

12.87 +0.58 -0.06 300067

12.88 +0.59 -0.11 2920067


12.88 +0.585 -0.085

+54 -12 3140



743 ✓ 00 52 39 62 25 00  
21 07  
-21 07  
~~21 07~~  
21 07

14 -21 07  
15 Jan 75  
1258 + 0865 + 0.64





46748

0 52.5 -28 01 12.4

12.39 +0.56 -0.06 3 nov 67

12.42 +0.58 -0.04 30 Oct 67

12.45 +0.60 -0.05 2 Nov 67

12.42 +0.58 -0.05


+535 -8

288P.

Handwritten text, likely bleed-through from the reverse side of the page. The text is mostly illegible due to fading and bleed-through.

152  
756 00 5309 -27 07 14.3 085

13.78 7116 41.02 ①



46756      0 52.9    -27    08    14.3

50  
33  
3


13.75 + 1.18 + (6.30) 81 out 67

13.91    + 1.15    + 1.02    29 now 67

13.78    + 1.165    + 1.02

41.13    + 4.55

192.50



✓

775 00 54 21

-32

24

123

081


57

53

21

1187 + 0.765 / 15 Jan 77

+ 0.30






46794 0 55.2 -29 35 11.9

11.57 + 0.82 + 0.54 31 Oct 67  
(11.78) + 0.86 + 0.57 15 Oct 66  
11.47 + 0.89 + 0.58  
11.53 + 0.86 + 0.56

120 M.

+83 +54




46760      0 53.4   -25   31   14.9

14.05 + 0.77 + 0.21   31 Oct 67  
14.04 + 0.81 + 0.24   2 Nov 67

14.04 + 0.79 + 0.225

+73      +18

3639



46763 0 53.5 -28 16 12-9

12.27 + 0.65 + 0.19 30 cent 67  
12.15 + 0.67 + 0.24 3 dec 67  
12.21 + 0.66 + 0.17

+ 62 + 14 263 P.

46771 0 59.0 -27 16 14.4


165  
14.47 + 0.93 + 0.58 31 Oct 67

14.43 + 0.83 + 0.41 29 Nov 67

14.30 + 0.96 + 0.66

14.40 + 0.91 + 0.82

46 515 398m.



46793

0 55.2 -27 16 14.0

14.06 +0.66 +0.01 31 Oct 67  
14.00 +0.67 -0.03 2 Nov 67


---

14.03 +0.665 -0.01

Feb -655

43700.





(R)  $\alpha$

801 60 55

51-30

37

13.4


085

242

$\alpha$

13.74 + 1.284 + 1.115  $\alpha$

13.13 + 0.58 28 Jan 15




✓ 202

802 6055 57 -31 48 12.0 080

31 127 19/12/75

0.00 No? 1179 +0.62 +0.16




3,0376 · 60 56 20 -30 37.5 84122

252

807 60 56 21 -30 37 10.8 080

8.43 + 1.325 + 1.44<sup>2.2 Jan</sup>

7.74 + 0.515 23 Jan 75



89


810 00 56 33 -32 30 13.3 086

12

27.5

13.14 + 0.8670.55 <sup>22</sup> 7.5






46827 0 5-7.2 -28 16 13.8

13.89 + 0.46 - 0.23 31 Oct 67

13.95 + 0.43 - 0.23 31 Dec 67

13.92 + 0.445 - 0.23

+ 395 - 275 724 No.




46830

0 57.3 -29 14 12.5

---

13.46	+0.94	+0.64	2 nov 67
13.45	+0.95	+0.56	15 Oct 67
13.50	+0.98	+0.53	29 nov 67
<u>13.57</u>	<u>+0.96</u>	+0.58	
	+42	+55	

209 m.



✓

115

70493

80 58.03

-18.50

14.60

07

44

4 Jan 75

13.34

+1.325

+1.22

12.50 +0.66 18 Jan 75

⑮ ✓  $\frac{20}{50}$   
853 59 21 145 056


111

10

47.4

1392 + 1.52 + 1.0:  $\frac{20}{50}$


12.98 + 0.80 23 Jan 15





$$\begin{array}{r}
 \checkmark \\
 857 \quad 60 \quad 59 \quad 30 \\
 \quad \quad 29 \quad 00 \\
 \quad \quad \quad \quad -29 \quad 80 \\
 \hline
 \quad \quad \quad \quad 143 \quad 50 \\
 \quad \quad \quad \quad \quad \quad 113 \\
 \hline
 \quad \quad \quad \quad \quad \quad 576
 \end{array}$$

$$14.37 + 0.985 + 0.8: 22 \text{ Jan } 75$$



(Riv)

OP

871 1 00 57

-29 177 061232

on hand for ~~269~~ 541

28 58

13.72 + 1.27

49.75

~~1.27~~


~~872 1 00 57~~

~~-29 88~~

13.07 + 0.51

13.4

75



2104m

875 ✓

961 102

01 01 03 -30 48 11.0 048 248

6




Hint

960 +131 +146

1000 74

9.01 40.475 5000 74



111

952 01 08 33


-20 22 145 084

/

14.50 + 0.47 - 0.28

14.69

14.5





(R) ✓

954

01

12 09

-23 03

15.0 054

86

11 58

01

•


4 Jan 75

,

17.16 + 1.58 + 0.96

⊙

12.86 + 1.335 + 0.96



00692\*


12 23 -24 49 153  
945 01 12 33 -26 49 14.2 034

04155 15.9 0

1430 +0.415 -0.10 28 Jan 75

120

19 Jan  
12.35 +0.75 +0.155 75



✓

997

01

1303

-29 57

132081


272-

scale

1183

+0.59

10.85



999  
9000  
449

Ⓟ ✓

18  
13

01

-23

02

13.8 059

00.5

164  
528

v 地

①


13.65 +1.45 +1.25 22.5 174

2.65

12.71

~~12.71~~ +0.755 22.00

74





✓ 83 31

~~82~~ 93

7019 01 14 51 -26 37 14.7 138

NO 1534 + 0.48 - 0.11 15.227

(1)

15.227  
NO 12.65 + 0.76 + 0.40 + 0.40  
12.77 + 0.77 + 0.39 19  
12.71 + 0.765 + 0.425

~~PA~~

9081

01 19 03

-26 13

143

095

52-

$\frac{200}{28}$  (J/min)

Σ

11

⊙ A

13.59 + 1.00 -

$\frac{4}{2}$

7125

01

23

33

-31

18

12.0

698

78

✓

31 Dec 77

12.17 + 0.995 + 0.84

Bank  
Sund 11

No again

7136 01 24 ~~25~~ -30 32 13.6 077

144

~~Compass?~~

Check

14.03

4 Jan 75 14.03

14.03

+0.60 -0.17

~~+0.53~~ -0.25

+0.57 -0.20

23<sup>200</sup>  
74


228

7138 01 24 43 -30 55 11.5 067

16

23200  
74

11.46 +0.545 -0.065



✓

893-464

01

32

20

-26

55

R.180

146


15.6

14

53

(.)

13.88 + 0.78 - 19 June 2015





863  $\downarrow$  01 00 09 -29 30


14.7 173

uvvy\*  
1374 +152 +125 (1)

1398 +0.955 +0.435  
30 Dec 74

1376 +0.38 14 July 74

1.  
0.  
✓ 00 B



46724 0 518 -28 30 142

1743 + 0.80 + 0.21 30 cent 67  
1737 + 0.85 + 0.20 27 cent 67

1740 + 0.825 + 0.205

5.0

~~75~~ + 17

363 M.

