

✓ (19) ✓ 52855

7159 01 30 00 - 24 00

$\frac{m}{13.7}$ 265


201

24 47 59.5

13.00
~~13.00~~ + 1.22 - 4.00^m

✓

12.39 10.53 10.00
74



26511 01.30 10 -25 37 94 65

29.12.71

10.32 +0.815 +0.40

Ring 1

A.S. 74, 25)

North

L814

Ring 2

Ring 3

2-52

~~1-24~~

2-54

~~4-24~~

4-40

above

#21, ~~22~~, 23, 4.

-310622 01 31 05 -30 48.5 10.6 -

✓

29.12
-7

16.77 +0.62 -0.145

10.79 +0.65 -0.11

10.78 +0.635 -0.125

31.12
-29

8.4-9.1 18" -085 -060

-270522 01 31 08 -26 41 8.3A3

8.60 +0.215 +0.10 21 Jan 75 8.5

8.60 +0.21₂₁ +0.08 19 Jan 75


8.60 +0.21 +0.09

copy
7.66 +0.24 -
A 7.14

9.16 +0.54 -0.015 19 Jan 75

9.16 +0.535 -0.01 21 Jan 75

9.16 +0.54 -0.015



267-144

00

37

49

-24 48.5

15.6+2^{1.20}

85E-18A

146 5-6 180

Page

1462 40.38 3 Jan 74

0:20 1050
LTT 452 0 45.4 -25 21 10.065 1950
46433 0 46.4 -25 16 10.0

Receptor

8.96 +0.76 +0.72 16 Dec 2.6
8.77 +0.78 +0.49 28 Nov 67
8.86 +0.77 +0.46

74 455


46M.

46634 0 46.5 -27 06 11.6

10.84 + 0.59 - 0.04 29 Oct 67
10.80 + 0.60 - 0.06 28 Nov 67
10.82 + 0.595 - 0.05

57 -07


123P



46435 00 46 30 -28 26 14.4

14.06 +1.51 +1.48
14.04 +1.44 +1.61
14.08 +1.48 +1.51

28 Nov 67
3 Dec 67



46657 0 48.0 -26 21 15.5

14.59 +1.32 +1.18 29 Oct 67
14.67 +1.41 +1.06 31 "

14.63 +1.36 +1.12

1.325 1.095

182m.

46664 00 48.7 -25 14 12.0


~~11.18 +1.03 +1.08 3 Dec 107~~

~~11.184 +1.04 +0.94 24 Dec 167~~

~~11.10 +1.05 +1.03 28 Nov 67~~

~~11.08 +1.04 +1.02~~

1/02 1005 13✓



46685 0 49.4 -24 18 12.0


11.46 +1.12 +1.03 29 Oct 67

11.24 +1.11 +1.09 28 Nov 67

11.28 +1.115 +1.06

+1.10 +1.05

63 p.



46715

0 511 - 29 11! 13.3

~~29~~!

12.05 +1.04 +0.90 2 nov 67

12.06 +1.05

12.06 +1.045


+0.85

+0.804

+0.875

+1.02

+0.85



LTT 505 $\ddot{0}.25^{180}$ 0 51.2 -29 44 13.2 m 1950

46733 0 52.1 -29 38 13.2

12.82 +1.30 +1.01 3 Nov 67

12.74 +1.32 +1.28 30 Oct 67


12.74 +1.36 +1.10 29 Nov 67

12.74 +1.34 +1.10

96 m.

1.085

1.32



46737 0 52.2 -24 38 11.0


9.48 +0.48 +0.71 30 Oct 67

9.51 +0.97 +0.74 2 Nov 67

9.50 +0.975 +0.725

497 +72

35m.




46744 0 52.4 -26 44 14.2

14.34 +0.90 +0.59 3 Nov 67
14.34 +0.94 +0.46 31 Oct 67
~~14.24 +1.08 +0.80 2 Nov 67~~
14.34 +0.92 +0.52

probability of
occurrence




744A 13.77 +1.08 +0.81 3 Nov 67 1 yr
13.74 +1.08 +0.80 2 Nov 67
13.76 +1.08 +0.80
+1.07 +77



46753 00 52 42 -27 00 15.0

14.84 +1.42 +1.14 2920067




46758 0 53.3 -27 30 140

13.75 + 1.35 + 1.24 31 Oct / 67

+1.25 1.22

26.50




46741

0 53.4 -27 34 13.4

| | | | |
|--------------|--------------|-------------|------------|
| 12.83 | +1.14 | +1.10 | 30 cent 67 |
| <u>12.90</u> | <u>+1.14</u> | <u>1.02</u> | 3 Dec 67 |
| 12.85 | +1.14 | +1.06 | |
| | +1.15 | +1.04 | |


124m.



LTT520 0:24640 53.2 -26 07 12.8m 1950
46769 0 54.0 -26 01 12.8m

11.99 +1.46 +1.28 30 Oct 67


42nd.



0157960
LTT 521 0 53.2 -26 17 15.2 m
46770 0 54.0 -26 11 15.2 m

13.92 +1.50 - 31 Oct 67
13.95 +1.54 +1.09 29 Nov 67
13.94 +1.52 +1.09

1005.




0:41640
LTT 525 0 53.4 -29.57 10.4185
46777 0 54.3 -29.51 10.8

-30° 297

9.48 + ~~1.17~~^{1.17} + ~~1.84~~ 31 Oct 67
9.48 + 1.19 + 1.03^{1.03} 2 Nov 67
9.48 + 1.18 + 1.135

23P




46789 0 549 -28 18 11.8

10.97 +0.98 +0.71 310267
10.93 +0.99 +0.68 220267

10.95 +0.985 +0.695

+97 +685 430




46795 0 55.3 -29 06 13.6

13.20 +1.24 +1.19 31 Oct 67

+1.215 +1.17

1207A



4754

46820

0

55.9

-28

off

12.5 mm

1.30 1136


$$\begin{array}{r}
 11.79 + 1.52 + 1.11 \\
 \hline
 11.73 + 1.62 + 1.18 \\
 \hline
 11.70 + 1.57 + 1.14
 \end{array}$$

16 Dec 64

29 Nov 67


~~25p~~

15p



LTT 556⁰⁰ 3378° 0 56.4 -28 30 14.7 m
46828 0 57.3 -28 22 (4.7)


13.90 +1.63 - 2mm67
60ps.



0:21 2340
LTT 557 0 56.4 -28 58 13.8m 1950
46829 0 57.3 -28 52 (138)

13.50 +1.55 - 2 Nov 67
13.55 +1.55 +1.12 29 Nov 67
13.52 +1.55 +1.12

63P



LTT 565

46846.0 57.9 -25 53 10-7

0.44 940


9.95 +1.08 +0.98 16 Dec 64

10.00 +1.00 +1.03 3 Dec 63

9.95
+1.00

36M.


1.017



46847

00 58 48 -28 09 148


14.27 +1.47 +1.12 2920067



46856 00 59 18 -26 27 15.0

~~+1.36 +1.25 +1.35 29 20067~~
→ 14.54 +1.12 +0.99 3 Dec 67

+1.075 +955




46863 0100 -29 32 14.7

13.79 +1.52 +1.25 29 Nov 67


+1.445 12.3

87 M.



46567 1 00.3 -25 56 12.8

11.80 +1.22 +1.32 Bldw7



LT 585

46879 1

00.2

1950

-25

35

~~16.9~~

10.7 110 0.25 960

9.83

+0.925

+0.655

1974

9.78

+0.94

+0.50

2820067

9.74

+0.90


+0.71

3220067

9.78

+0.92


+0.60



46626 046.1 -27 46 12.7

12.78 +1.17 +1.08 29 Oct 67

1.45 1.06 1.12^{ps}.



LTT 442 m

46620 00 45 18 226 20 146

13.98 + 1.64 + 1.24 28 nov 67

